

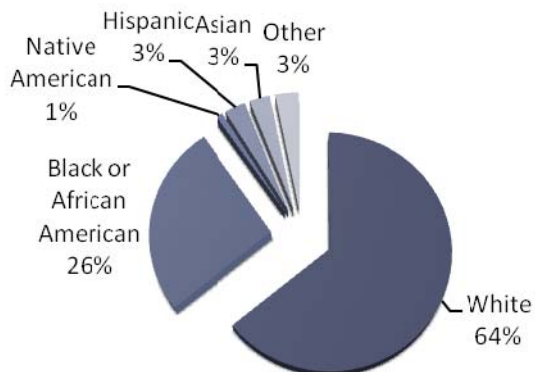
Unmet Needs Among CAPITAL AREA Maryland CYSHCN and their Families

2010 MARYLAND PARENT SURVEY

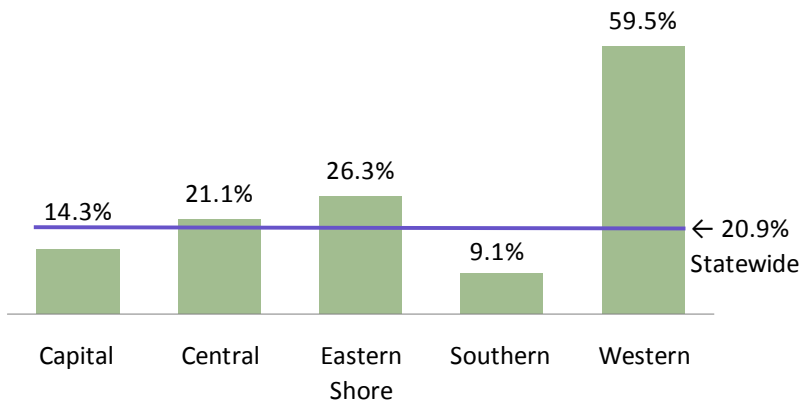
Statewide Characteristics of Responding Families and their CYSHCNⁱ

772 families with at least one CYSHCN (representing 1040 children) responded to the survey statewide.

Race/ethnicity of responding families' children (n= 1,040 children)



Percent of Families with at Least One CYSHCN at or Below 185 FPL

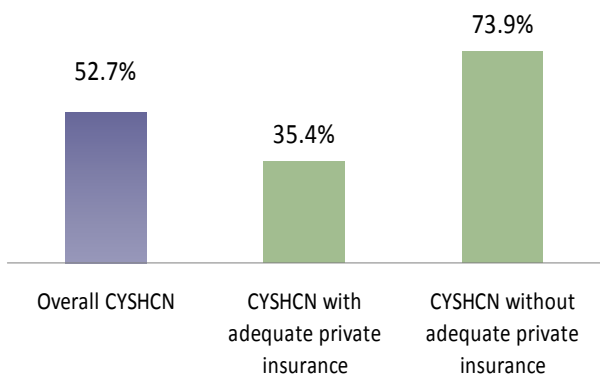


Capital Area - Impact on the Family

	% of Capital MD CYSHCN	% of CYSHCN Statewide
<i>CYSHCN whose families pay \$1,000 or more out of pocket in medical expenses per year</i>	52.7	42.5
<i>CYSHCN whose families report that their child's insurance does not pay for all health services needed</i>	64.6	54.5
<i>CYSHCN who were uninsured at some point in the last 12 months</i>	14.5	12.7
<i>CYSHCN whose conditions cause family members to cut back or stop working</i>	40.0	37.7

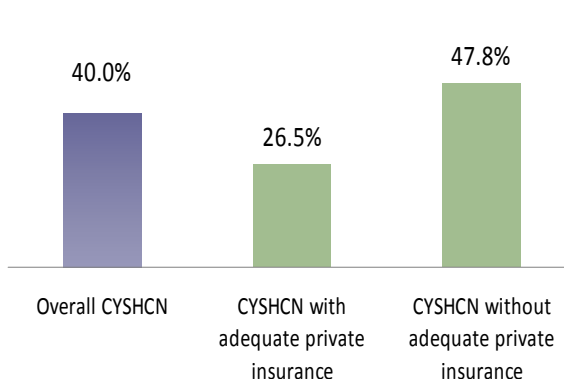
Impact on the Family:

CYSHCN whose families pay \$1,000 or more out of pocket in medical expenses per year



Impact on the Family:

CYSHCN whose conditions cause family to cut back or stop working

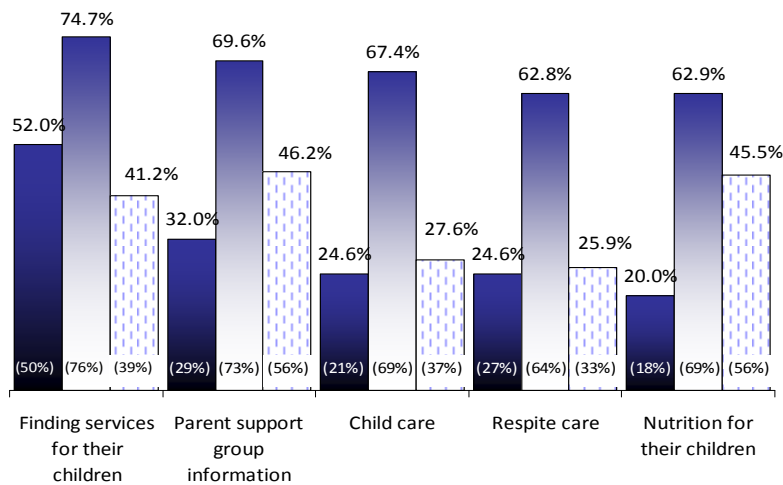


For questions regarding this data sheet, please contact Meredith Pyle (Maryland Office for Children with Special Health Care Needs) at 410-767-5185 or mpyle@dhhm.state.md.us OR Josie Thomas (The Parents' Place of Maryland) at 410-768-9100 or josie@ppmd.org.

Unmet Needs Among CAPITAL AREA Maryland CYSHCN and their Families 2010 MARYLAND PARENT SURVEY

Need for Family Support

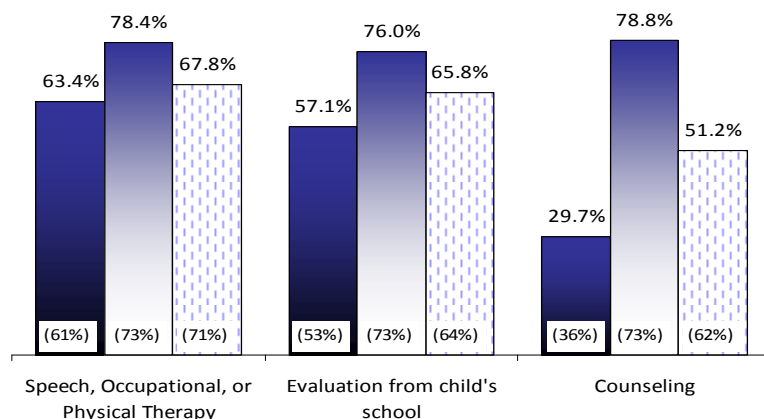
Families who reported needing support services for CYSHCN in Capital Area Maryland (% statewide in parenthesis)



■ % families of CYSHCN who needed assistance with issue
 ■ % families of CYSHCN who needed and sought assistance with issue
 ■ % families of CYSHCN who sought assistance and were satisfied with services received

Need for Education and Related Services

Families who reported needing specific services for CYSHCN in Capital Area Maryland (% statewide in parenthesis)



■ % families of CYSHCN who needed assistance with issue
 ■ % families of CYSHCN who needed and sought assistance with issue
 ■ % families of CYSHCN who sought assistance and were satisfied with services received

Need for Health Care

Percent of Families of CYSHCN reporting any unmet need or delayed medical care in Central Maryland

Type of Care	% Capital Area	% Maryland
Any type of unmet need or delayed care	37.7	39.2
Dental	27.4	27.4
Mental Health Care	23.9	25.3
Counseling	20.0	23.6
Medical Care	20.0	21.0

Capital Area families of CYSHCN report high rates of unmet need or delayed care for needed health care services. Almost 38% indicated that their family experienced some type of unmet or delayed care. The highest rates of unmet or delayed care were for dental care (27.4%) and mental health care (23.9%). One-fifth of families report delays or unmet needs for medical care.

Capital Area Maryland

The Capital region of Maryland includes Frederick, Montgomery, and Prince George's counties.

