



# Maryland Weekly Influenza Surveillance Activity Report

A summary of influenza surveillance indicators reported to MDH for the week ending October 13, 2018

Prepared by the Division of Infectious Disease Surveillance  
Prevention and Health Promotion Administration  
Maryland Department of Health

*The data presented in this document are provisional and subject to change as additional reports are received.*

## SUMMARY

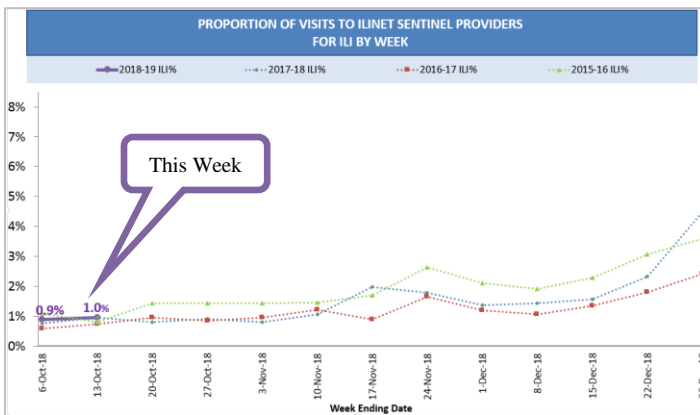
During the week ending October 13, 2018, influenza-like illness (ILI) intensity in Maryland was **MINIMAL** and there was **SPORADIC** geographic activity. The proportion of outpatient visits for ILI reported by Sentinel Providers and Maryland Emergency Departments was low. The proportion of MRITS respondents reporting ILI was also low. Clinical laboratories reported a low number of specimens testing positive for influenza. Five specimens tested positive for influenza at the MDH lab. There were 4 influenza-associated hospitalizations and one respiratory outbreak reported to MDH.

[Click here to visit our influenza surveillance web page](#)

ILI Intensity Levels	Influenza Geographic Activity
✓ Minimal	No Activity
Low	✓ Sporadic
Moderate	Local
High	Regional
	Widespread

## ILINet Sentinel Providers

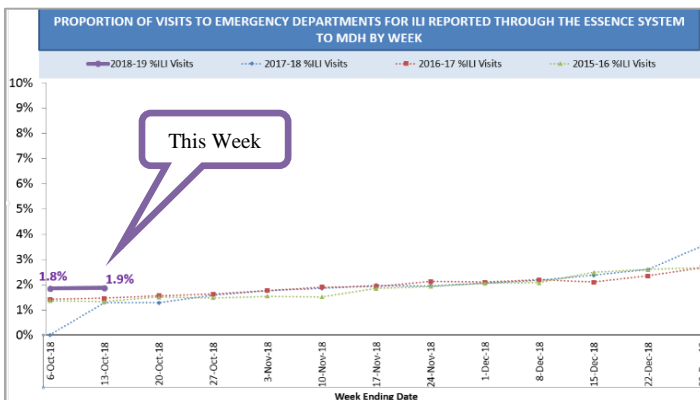
Nineteen sentinel providers reported a total of 5,831 visits this week. Of those, 56 (1.0%) were visits for ILI. This is **below** the Maryland baseline of **2.0%**.



ILI Visits To Sentinel Providers By Age Group	This Week Number (%)	Last Week Number (%)	Season Number (%)
Age 0-4	18 (32%)	14 (23%)	32 (28%)
Age 5-24	20 (36%)	25 (42%)	45 (39%)
Age 25-49	6 (11%)	8 (14%)	14 (12%)
Age 50-64	10 (18%)	3 (5%)	13 (11%)
Age ≥ 65	2 (4%)	8 (14%)	10 (9%)
Total	56 (100%)	58 (100%)	114 (100%)

## Visits to Emergency Departments for ILI

Emergency Departments in Maryland reported a total of 56,957 visits this week through the [ESSENCE surveillance system](#). Of those, 1,063 (1.9%) were visits for ILI.



ILI Visits To Emergency Departments By Age Group	This Week Number (%)	Last Week Number (%)	Season Number (%)
Age 0-4	241 (23%)	283 (24%)	524 (23%)
Age 5-24	375 (35%)	405 (34%)	780 (35%)
Age 25-49	286 (27%)	312 (26%)	598 (27%)
Age 50-64	96 (9%)	107 (9%)	203 (9%)
Age ≥ 65	65 (6%)	75 (6%)	140 (6%)
Total	1,063 (100%)	1,182 (100%)	2,245 (100%)

## Neighboring states' influenza information:

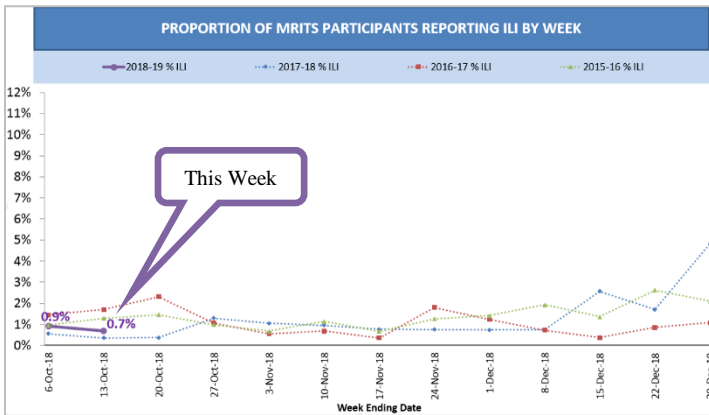
- Delaware <http://dhss.delaware.gov/dph/epi/influenzahome.html>
- District of Columbia <http://doh.dc.gov/service/influenza>
- Pennsylvania <http://www.health.pa.gov/My%20Health/Diseases%20and%20Conditions/I-L/Pages/Influenza.aspx#.V-LtaPkrJD8>
- Virginia <http://www.vdh.virginia.gov/epidemiology/influenza-flu-in-virginia/influenza-surveillance/>
- West Virginia <http://dhhr.wv.gov/oeeps/disease/flu/Pages/fluSurveillance.aspx>

# Maryland Weekly Influenza Surveillance Activity Report

A summary of influenza surveillance indicators reported to MDH for the week ending October 13, 2018

## Community-based Influenza Surveillance (MRITS)

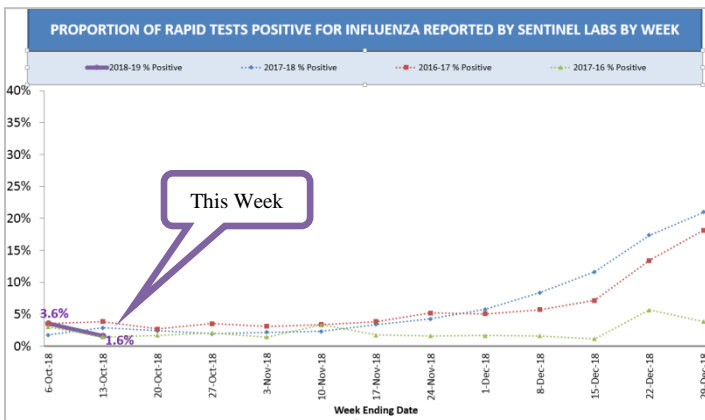
MRITS is the Maryland Resident Influenza Tracking System, a weekly survey for influenza-like illness (ILI). A total of 574 residents responded to the [MRITS survey](#) this week. Of those 4 (0.7%) reported having ILI and missing 5 cumulative days of regular daily activities.



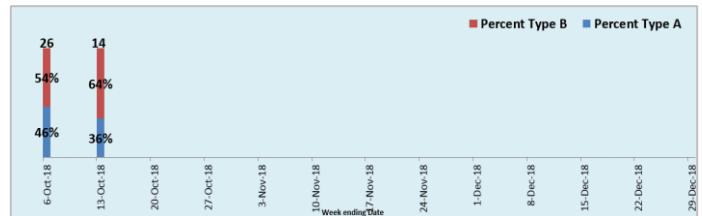
MRITS Respondents Reporting ILI By Age Group	This Week Number (%)	Last Week Number (%)	Season Number (%)
Age 0-4	0 (0%)	0 (0%)	0 (0%)
Age 5-24	0 (0%)	1 (20%)	1 (11%)
Age 25-49	1 (25%)	2 (40%)	3 (33%)
Age 50-64	3 (75%)	1 (20%)	4 (44%)
Age ≥ 65	0 (0%)	1 (20%)	1 (11%)
Total	4 (100%)	5 (100%)	9 (100%)

## Clinical Laboratory Influenza Testing

There were 43 clinical laboratories reporting 902 influenza diagnostic tests, mostly rapid influenza diagnostic tests (RIDTs). Of those, 14 (1.6%) were positive for influenza. Of those testing positive, 5 (36%) were influenza Type A and 9 (64%) were influenza Type B. The [reliability of RIDTs](#) depends largely on the conditions under which they are used. False-positive (and true-negative) results are more likely to occur when the disease prevalence in the community is low, which is generally at the beginning and end of the influenza season and during the summer.

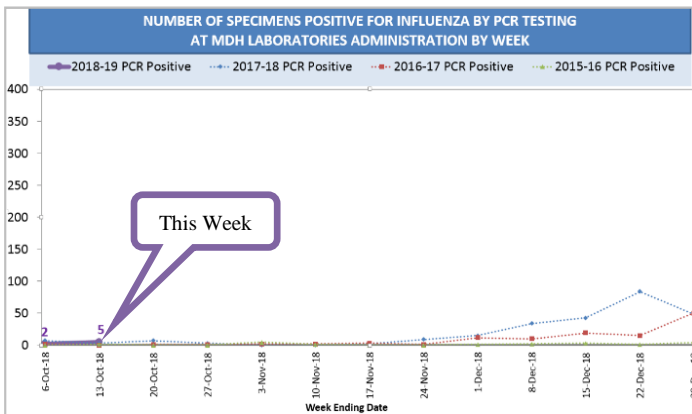


Positive Rapid Flu Tests by Type	This Week Number (%)	Last Week Number (%)	Season Number (%)
Type A	5 (36%)	12 (46%)	17 (42.5%)
Type B	9 (64%)	14 (54%)	23 (57.5%)
Total	14 (100%)	26 (100%)	40 (100%)



## State Laboratories Administration Influenza Testing

The MDH Laboratories Administration performed a total of 61 PCR tests for influenza and 5 (8.2%) were positive for influenza. Of those testing positive, 1 (20%) was positive for Type A (H1), and 4 (80%) Type B (Victoria). PCR testing is more reliable than RIDT. The MDH testing identifies subtypes of influenza A and lineages of influenza B, information that is not available from the RIDT results. The table below summarizes results by type, subtype, and lineage.



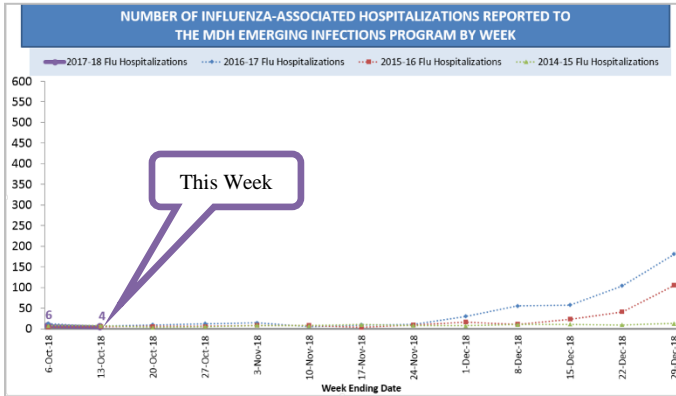
Positive PCR Tests by Type (Subtype)	This Week Number (%)	Last Week Number (%)	Season Number (%)
Type A (H1)	1 (20%)	1 (50%)	2 (29%)
Type A (H3)	--	--	--
Type B (Victoria)	4 (80%)	1 (50%)	5 (71%)
Type B (Yamagata)	--	--	--
Dual Type A (H1/H3)	--	--	--
Total	5 (100%)	2 (100%)	7 (100%)

# Maryland Weekly Influenza Surveillance Activity Report

A summary of influenza surveillance indicators reported to MDH for the week ending October 13, 2018

## Influenza-associated Hospitalizations

A total of 4 influenza-associated hospitalizations were reported this week. (A person with an overnight hospital stay along with a positive influenza test of any kind, e.g., RIDT or PCR, is considered an “influenza-associated hospitalization” for purposes of influenza surveillance.) This surveillance is conducted as a component of the Maryland Emerging Infections Program.



Influenza-Associated Hospitalizations by Age Group	This Week Number (%)	Last Week Number (%)	Season Number (%)
Age 0-4	3 (75%)	0 (0%)	3 (30%)
Age 5-17	0 (0%)	1 (17%)	1 (10%)
Age 18-24	0 (0%)	0 (0%)	0 (0%)
Age 25-49	1 (25%)	0 (0%)	1 (10%)
Age 50-64	0 (0%)	3 (50%)	3 (30%)
Age ≥ 65	0 (0%)	2 (33%)	2 (20%)
<b>Total</b>	<b>4 (100%)</b>	<b>6 (100%)</b>	<b>10 (100%)</b>

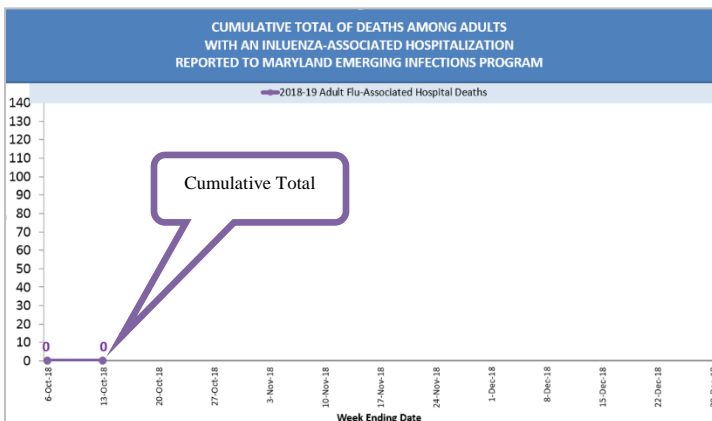
## Influenza-associated Deaths

An influenza-associated death is one with a clinically compatible illness and a positive influenza test of any kind.

**Pediatric Deaths:** No pediatric (< 18 years of age) deaths reported.

Influenza-associated pediatric mortality is a reportable condition in Maryland. Pediatric deaths are tracked without regard to hospitalization.

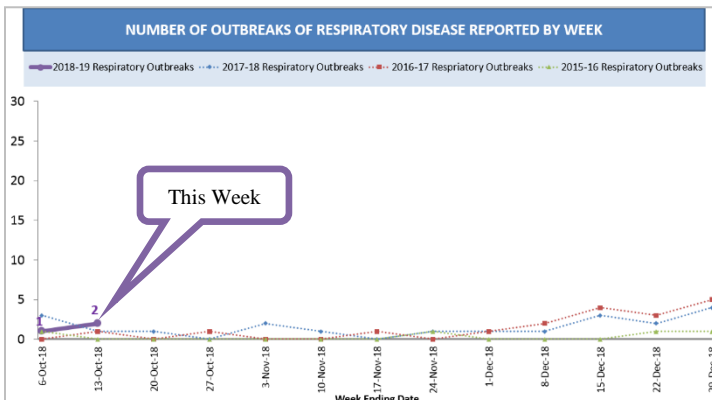
**Adult Deaths Among Hospitalized Patients:** Zero deaths have been reported among adults admitted to Maryland hospitals this first week of the influenza season. Influenza-associated adult mortality is *not* a reportable condition in Maryland. However, adult mortality surveillance is conducted as a component of the Maryland Emerging Infections Program’s influenza-associated hospitalization surveillance.



Influenza-Associated Deaths	Cumulative Season Total
Pediatric Deaths (Age < 18)	0
Adult Deaths (in hospitalized cases)	0

## Outbreaks of Respiratory Disease

There were two respiratory outbreaks reported to MDH this week. (Disease outbreaks of any kind are reportable in Maryland. Respiratory outbreaks may be reclassified once a causative agent is detected, e.g., from ILI to influenza.)



Respiratory Outbreaks by Type	This Week Number (%)	Last Week Number (%)	Season Number (%)
Influenza	--	--	--
Influenza-like Illness	1 (50%)	--	1 (33%)
Pneumonia	1 (50%)	1 (100%)	2 (67%)
Other Respiratory	--	--	--
<b>Total</b>	<b>2 (100%)</b>	<b>1 (100%)</b>	<b>3 (100%)</b>

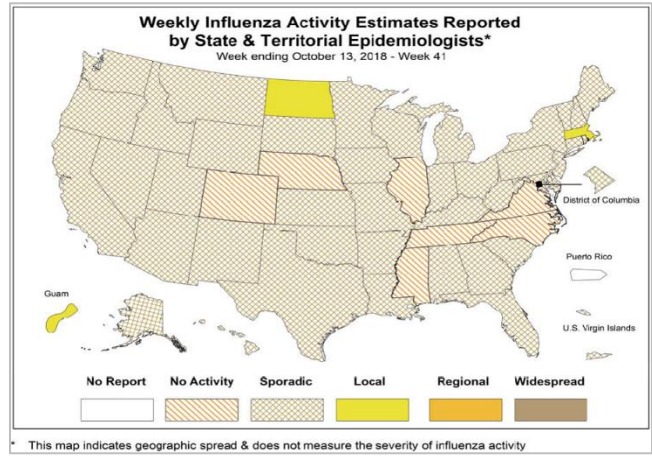
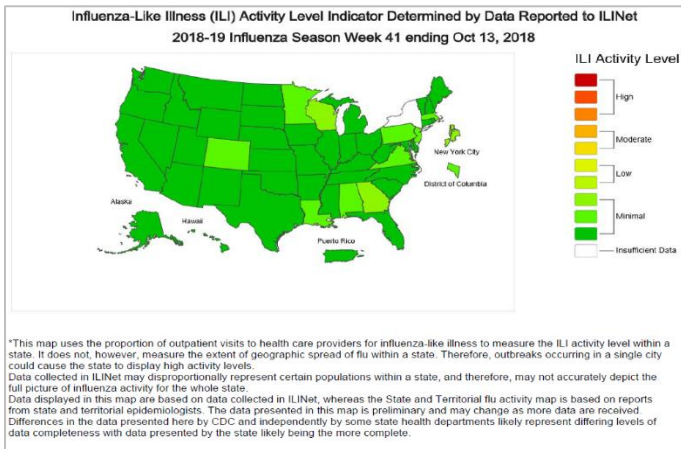
# Maryland Weekly Influenza Surveillance Activity Report

A summary of influenza surveillance indicators reported to MDH for the week ending October 13, 2018

## National Influenza Surveillance (CDC)

During week 41 (October 7-13, 2018), influenza activity decreased in the United States.

- **Viral Surveillance:** Influenza A viruses have predominated in the United States since the beginning of July. The percentage of respiratory specimens testing positive for influenza in clinical laboratories was low.
- **Pneumonia and Influenza Mortality:** The proportion of deaths attributed to pneumonia and influenza (P&I) was below the system-specific epidemic threshold in the National Center for Health Statistics (NCHS) Mortality Surveillance System.
- **Influenza-associated Pediatric Deaths:** One influenza-associated pediatric death that occurred during the 2018-2019 season was reported to CDC.
- **Influenza-like Illness Surveillance:** The proportion of outpatient visits for influenza-like illness (ILI) remained low at 1.4%, which is below the national baseline of 2.2%. All regions reported ILI below their region-specific baseline level.
- **Geographic Spread of Influenza:** The geographic spread of influenza in Guam and two states was reported as local activity; the District of Columbia, the U.S. Virgin Islands and 40 states reported sporadic activity; eight states reported no activity; and Puerto Rico did not report.



### Where to get an influenza vaccination

Interested in getting a flu vaccine for the 2018-19 influenza season? Go to <https://phpa.health.maryland.gov/influenza/Pages/getvaccinated.aspx> and click on your county/city of residence. You will be redirected to your local health department website for local information on where to get your flu vaccine.