



HIV AMONG YOUTH (AGES 13-24) IN MONTGOMERY COUNTY, 2022

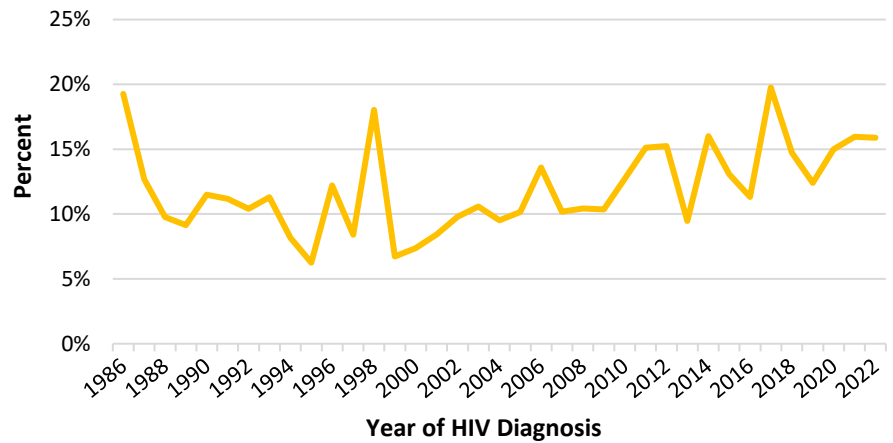
DATA REPORTED THROUGH JUNE 30, 2023

New HIV Diagnoses in Montgomery County

In 2022, there were 17 reported HIV diagnoses among people ages 13-24.

- In 2022, youth ages 13-24 accounted for 15.9% of the 107 reported HIV diagnoses. Of those, 14 (82.4%) were male, and 3 (17.6%) were female.
- NH-Black people and Hispanic people each accounted for 47.1% of new diagnoses, respectively.
- 69.4% of youth with an exposure were attributed to MMSC, followed by 28.8% attributed to HET.
- It is estimated that an additional 43.4% of youth living with HIV in Montgomery County remain undiagnosed, as of 2021.

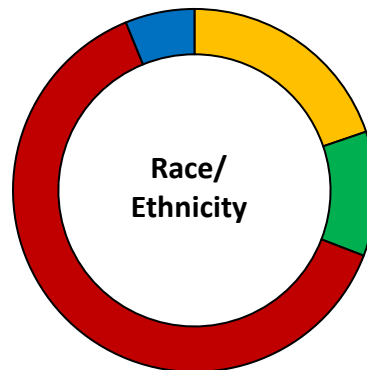
Trends in HIV Diagnoses Among Youth (Ages 13-24), 1985-2022



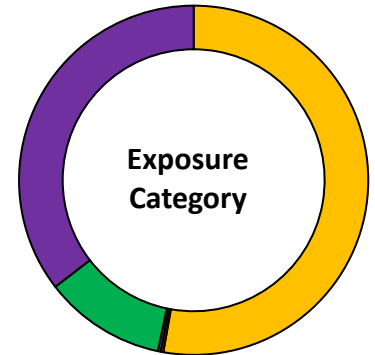
Characteristics of Youth Living with HIV

At the end of 2022, there were 81 people ages 13-24 living with diagnosed HIV.

- Rates (per 100,000) were 2.4 times higher in males (73.5) as compared to females (30.4). In other words, 1 in 1,360 males and 1 in 3,287 females ages 13-24 were living with diagnosed HIV.
- Rates (per 100,000) among youth were 4 to 18 times higher among NH-Black youth (161.2) as compared to Hispanic youth (40.6) and NH-White youth (9.2). In other words, 1 in 621 NH-Black youth were living with diagnosed HIV.
- 66 (81.5%) of youth living with diagnosed HIV had a viral load test during 2022. Of those individuals, 54 (81.8%) had a suppressed viral load.



■ Hispanic
■ NH-Another Race
■ NH-Black
■ NH-White



■ MMSC
■ IDU
■ MMSC/IDU
■ HET
■ Perinatal

NH: Non-Hispanic | **HET:** Heterosexual Contact | **IDU:** Injection Drug Use | **MMSC:** Male-to-male Sexual Contact

Center for HIV Surveillance, Epidemiology and Evaluation
Prevention and Health Promotion Administration
Maryland Department of Health
<http://phpa.health.maryland.gov/OIDEOR/CHSE>

Rates for populations under 10,000 people are not considered when determining groups or jurisdictions with the highest rates of HIV.
Multiple imputation was used to estimate and adjust for missing exposure category.
Data represents adults and adolescents (ages 13+) only.
Data source: Maryland Enhanced HIV/AIDS Reporting System (eHARS).
Data for 2020 and 2021 should be interpreted with caution due to the impact of the COVID-19 pandemic on access to HIV testing and care-related services.