



HIV AMONG WOMEN IN MARYLAND, 2022

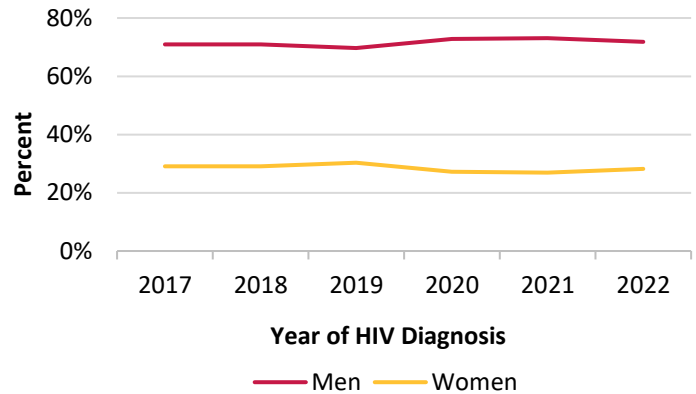
DATA REPORTED THROUGH JUNE 30, 2023

New HIV Diagnoses in Maryland

In 2022, there were 212 reported HIV diagnoses among women.

- Women accounted for 28.2% of the 751 reported HIV diagnoses during 2022.
- Most HIV diagnoses among women during 2022 were attributed to sexual contact (88.0%).
- Of the 212 reported HIV diagnoses among women, 80.2% were among NH-Black women, 7.1% among NH-White women, and 10.4% among Hispanic women.

Trends in HIV Diagnoses by Gender Identity

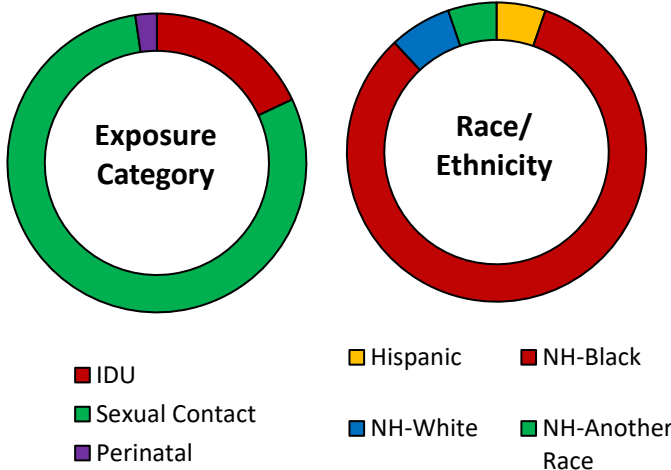
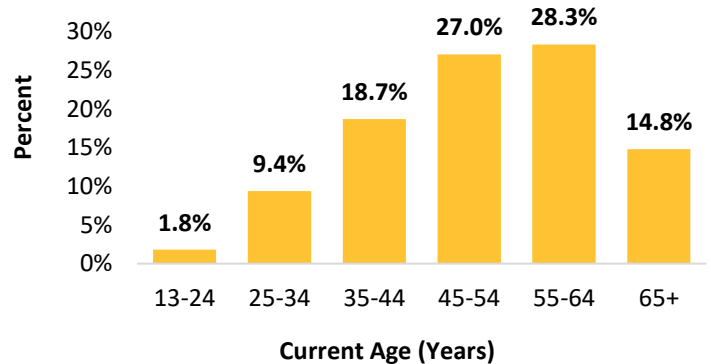


Characteristics of Women Living with HIV in Maryland

At the end of 2022, there were 10,974 women living with diagnosed HIV.

- 73.7% of the women living with diagnosed HIV in Maryland had a viral load test reported in 2022. Of those women with a test result, 88.6% had a suppressed viral load.

By Current Age



- Among women with a viral load test reported in 2022, 79.9% of transgender women, and 88.9% of cisgender women had a suppressed viral load.

Note: Analysis is based on an individual's gender identity. Therefore, estimates describing gender are inclusive of cisgender and transgender individuals.

NH: Non-Hispanic | IDU: Injection Drug Use

Center for HIV Surveillance, Epidemiology and Evaluation
Prevention and Health Promotion Administration
Maryland Department of Health
<https://health.maryland.gov/phpa/OIDEOR/CHSE>

Multiple imputation was used to estimate and adjust for missing exposure category. Data represents adults and adolescents (ages 13+) only.
Data source: Maryland Enhanced HIV/AIDS Reporting System (eHARS).
Data for 2020 and 2021 should be interpreted with caution due to the impact of the COVID-19 pandemic on access to HIV testing and care-related services.