



HIV AMONG FEMALES IN MARYLAND, 2022

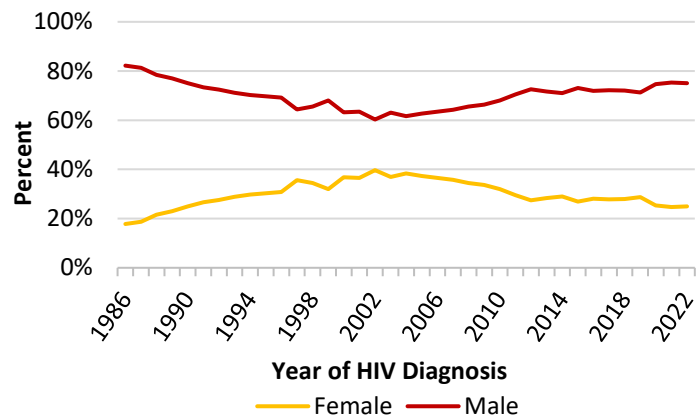
DATA REPORTED THROUGH JUNE 30, 2023

New HIV Diagnoses in Maryland

In 2022, there were 188 reported HIV diagnoses among females.

- Females accounted for 25.0% of the 751 reported HIV diagnoses during 2022.
- It is estimated that an additional 7.3% of females living with HIV in Maryland remain undiagnosed, as of 2021.
- Most HIV diagnoses among females during 2022 were attributed to HET exposure (86.9%).
- Of the 188 reported HIV diagnoses among females, 81.9% were among NH-Black females, 8.5% among NH-White females, and 6.9% among Hispanic females.

Trends in HIV Diagnoses by Sex at Birth

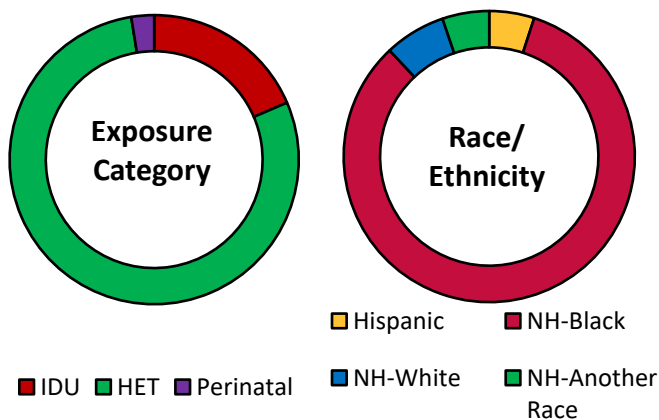
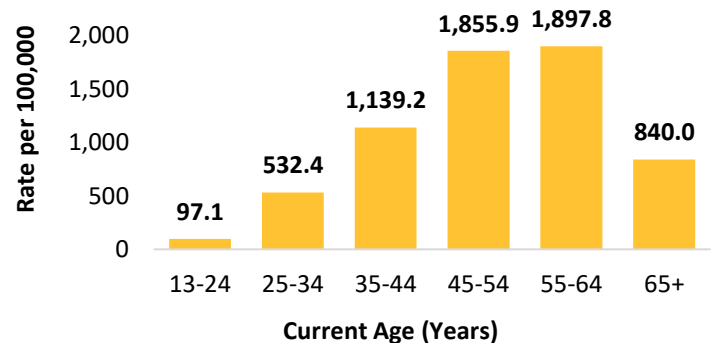


Characteristics of Females Living with HIV in Maryland

At the end of 2022, there were 10,667 females living with diagnosed HIV.

- Rates (per 100,000) were twice as high in males (832.9) compared to females (395.7).
- Of the 10,667 females living with diagnosed HIV, 73.5% had a viral load test result reported in 2022. Of the females with a test result, 88.9% had a suppressed viral load.

Rates by Current Age



- Rates among females living with diagnosed HIV were 2 to 41 times higher among NH-Black females (1,036.3 per 100,000) as compared to other races. In other words, 1 in every 96 NH-Black females in Maryland was reported to be living with HIV.

NH: Non-Hispanic | HET: Heterosexual Contact | IDU: Injection Drug Use

Center for HIV Surveillance, Epidemiology and Evaluation
Prevention and Health Promotion Administration
Maryland Department of Health
<https://health.maryland.gov/phpa/OIDEOR/CHSE>

Multiple imputation was used to estimate and adjust for missing exposure category. Data represents adults and adolescents (ages 13+) only.
Data source: Maryland Enhanced HIV/AIDS Reporting System (eHARS).
Data for 2020 and 2021 should be interpreted with caution due to the impact of the COVID-19 pandemic on access to HIV testing and care-related services.