



HIV AMONG BLACK PEOPLE IN MARYLAND, 2022

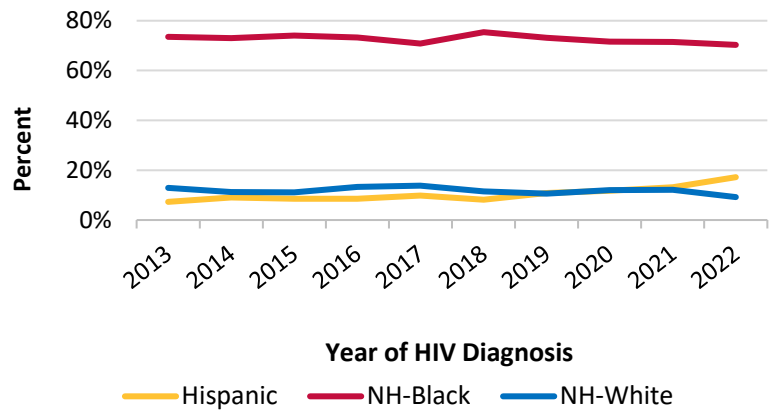
DATA REPORTED THROUGH JUNE 30, 2023

New HIV Diagnoses in Maryland

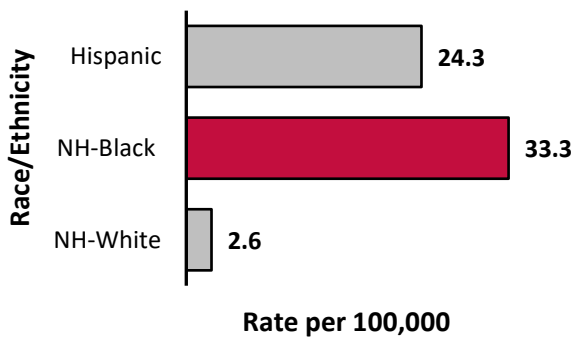
In 2022, there were 528 reported HIV diagnoses among NH-Black people.

- In 2022, NH-Black people accounted for 70.3% of the 751 reported HIV diagnoses.
- It is estimated that an additional 8.4% of NH-Black people living with HIV in Maryland remain undiagnosed, as of 2021.

Trends in HIV Diagnoses by Race/Ethnicity



2022 HIV Diagnosis Rates by Race/Ethnicity

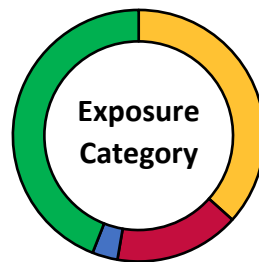


- Diagnosis rates (per 100,000) among newly reported HIV diagnoses in 2022 remain highest among NH-Black people (33.3) as compared to NH-White people (2.6).

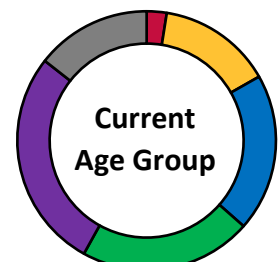
Characteristics of Black People Living with HIV in Maryland

At the end of 2022, there were 23,470 NH-Black people living with diagnosed HIV.

- 1 in 67 NH-Black people were reported to be living with HIV in 2022.
- Rates (per 100,000) of HIV were twice as high among NH-Black males (2,002.1) as compared to NH-Black females (1,036.3). In other words, 1 in 50 NH-Black males and 1 in 96 NH-Black females were reported to be living with diagnosed HIV.



■ MMSC ■ IDU
■ MMSC/IDU ■ HET



■ 13-24 ■ 25-34 ■ 35-44
■ 45-54 ■ 55-64 ■ 65+

NH: Non-Hispanic | HET: Heterosexual Contact | IDU: Injection Drug Use | MMSC: Male-to-male Sexual Contact

Center for HIV Surveillance, Epidemiology and Evaluation
Prevention and Health Promotion Administration
Maryland Department of Health
<https://health.maryland.gov/phpa/OIDEOR/CHSE>

Multiple imputation was used to estimate and adjust for missing exposure category. Data represents adults and adolescents (ages 13+) only.
Data source: Maryland Enhanced HIV/AIDS Reporting System (eHARS).
Data for 2020 and 2021 should be interpreted with caution due to the impact of the COVID-19 pandemic on access to HIV testing and care-related services.