



2021 Annual Oral Health Report

Nancy Brown

Office of Innovation, Research, and Development

April 28, 2022



Agenda

Dental Overview

Dentists in Medicaid

Dental Utilization

Adult Dental Pilot Program

Other Recent Updates

Maryland Medicaid's Healthy Smiles Program

Maryland Medicaid's Dental Program is called *Maryland Healthy Smiles (MHSDP)*

Participants are assigned a Dental Home upon enrollment in MHSDP.

MHSDP serves pregnant women, children enrolled, adults in the Rare and Expensive Case Management Program (REM), and former foster youth

All nine MCOs voluntarily cover limited adult dental services to their members as a part of their benefit package using their own profits.

On June 1, 2019, Maryland Medicaid began the Adult Dental Pilot Program.

Dentists in Medicaid

Number of Dentists Participating in Medicaid Who Billed One or More Services, by Region

Region*	CY 2016	CY 2017	CY 2018	CY 2019	CY 2020
Baltimore Metro	538	560	593	628	536
Washington Suburban	567	563	582	630	540
Southern Maryland	60	63	66	66	59
Western Maryland	122	145	152	164	133
Eastern Shore	86	97	100	98	76
Out of State	167	197	219	215	138
Total	1,540	1,625	1,712	1,801	1,482
Unique Total	1,467	1,600	1,596	1,694	1,465

Baltimore Metro: Baltimore City and Anne Arundel, Baltimore, Carroll, Harford, and Howard Counties

Washington Suburban: Prince George's and Montgomery Counties

Southern Maryland: Calvert, Charles, and St. Mary's Counties

Western Maryland: Allegany, Frederick, Garrett, and Washington Counties

Eastern Shore: Caroline, Cecil, Dorchester, Kent, Queen Anne's, Somerset, Talbot, Wicomico, and Worcester Counties

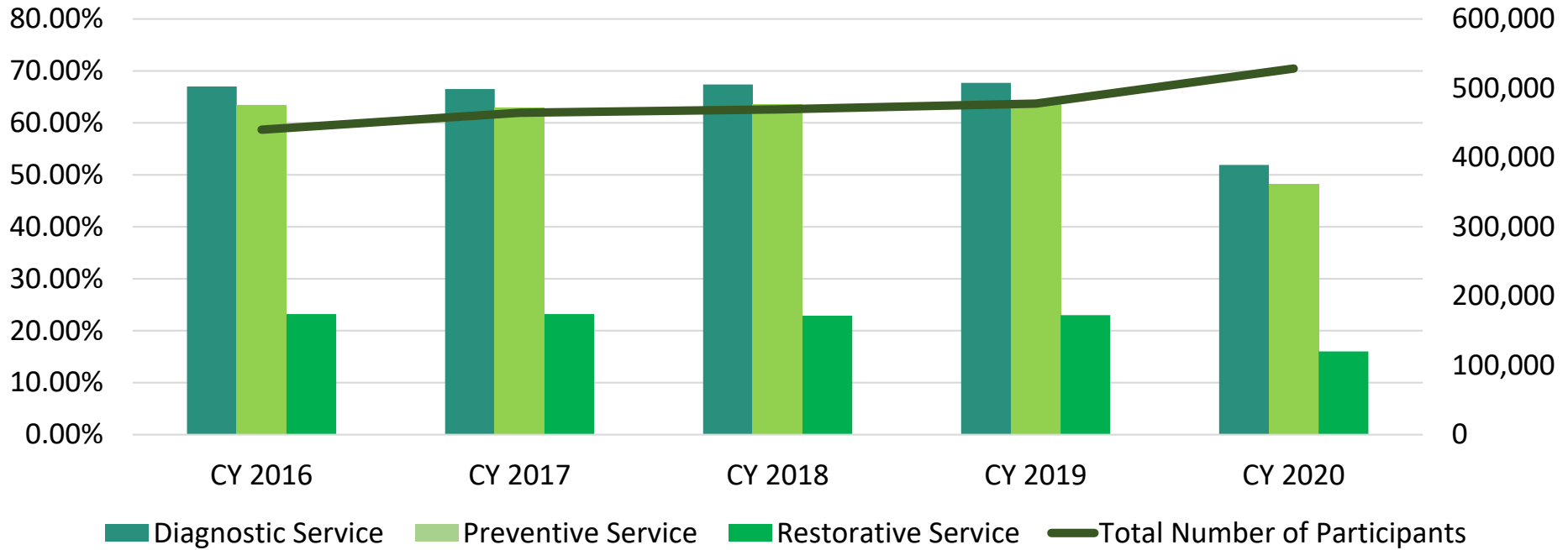
Dentists in Medicaid

Active Dentists and Dentists Participating with the Maryland Healthy Smiles Dental Program

Region	Total Active Dentists	Active Pediatric Dentists	Dentists Enrolled with Maryland Healthy Smiles Dental Program	Dentists Who Billed One or More Services in CY 2020	Dentists Who Billed \$10,000+ in CY 2020
Baltimore Metro	1,890	82	715	536	426
Washington Suburban	1,691	70	788	540	443
Southern Maryland	137	*	102	59	44
Western Maryland	286	14	198	133	111
Eastern Shore	207	*	146	76	65
Out of State	--	--	201	138	50
Total	4,211	181	1,630	1,465	1,138

Dental Utilization

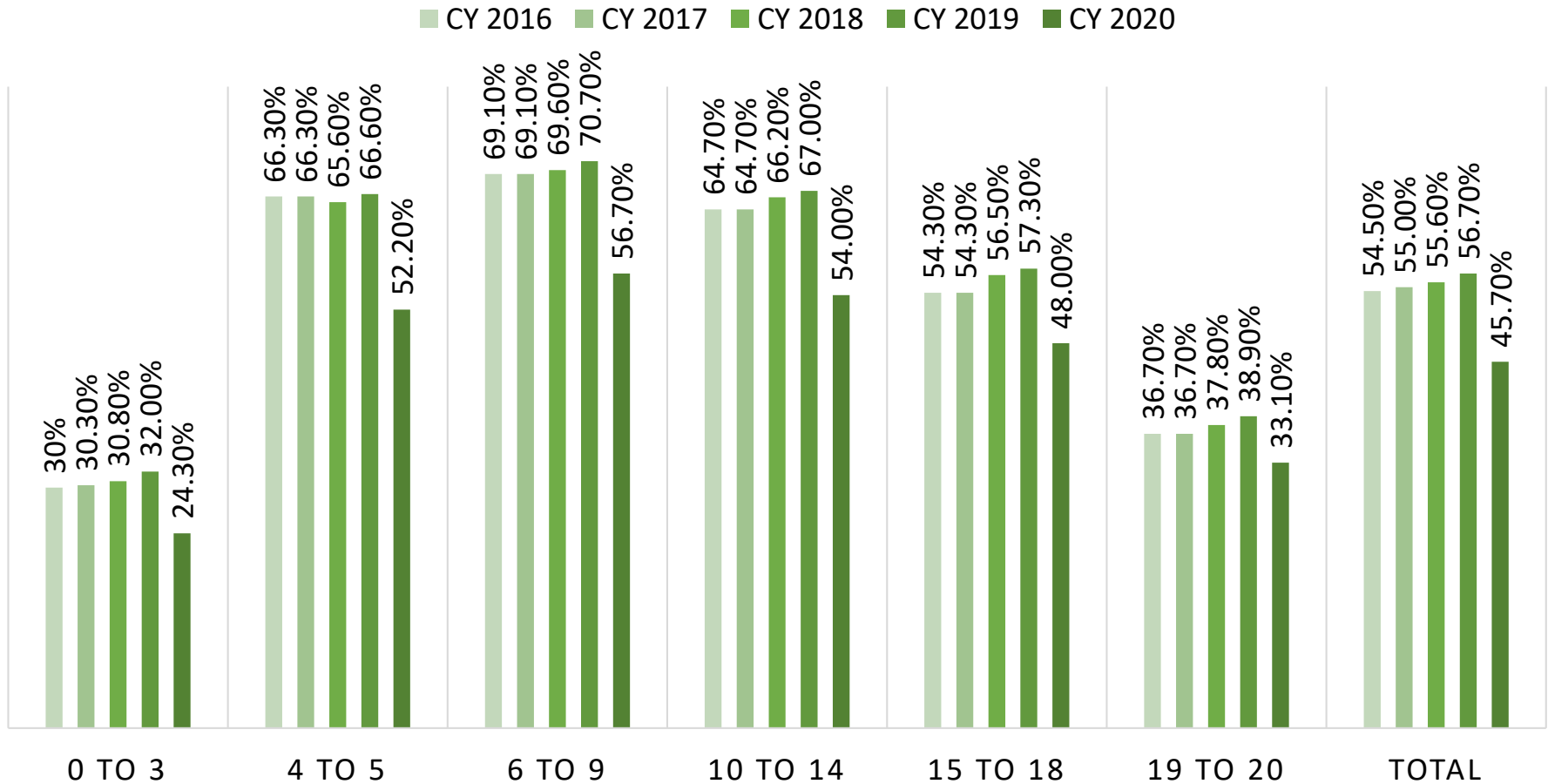
Percentage of Children Aged 4 through 20 Years Enrolled in Medicaid for at least 320 Days Receiving Dental Services, by Type of Service



Year	Total Number of Participants	Diagnostic Service	Preventive Service	Restorative Service
CY 2016	440,100	67.0%	63.4%	23.2%
CY 2017	464,585	66.5%	62.9%	23.2%
CY 2018	469,413	67.4%	63.6%	22.9%
CY 2019	477,768	67.7%	63.8%	23.0%
CY 2020	528,488	51.9%	48.2%	16.0%

Dental Utilization

Percentage of Children Aged 0 through 20 Years Enrolled in Medicaid for Any Period who had at Least One Dental Visit by Age Group



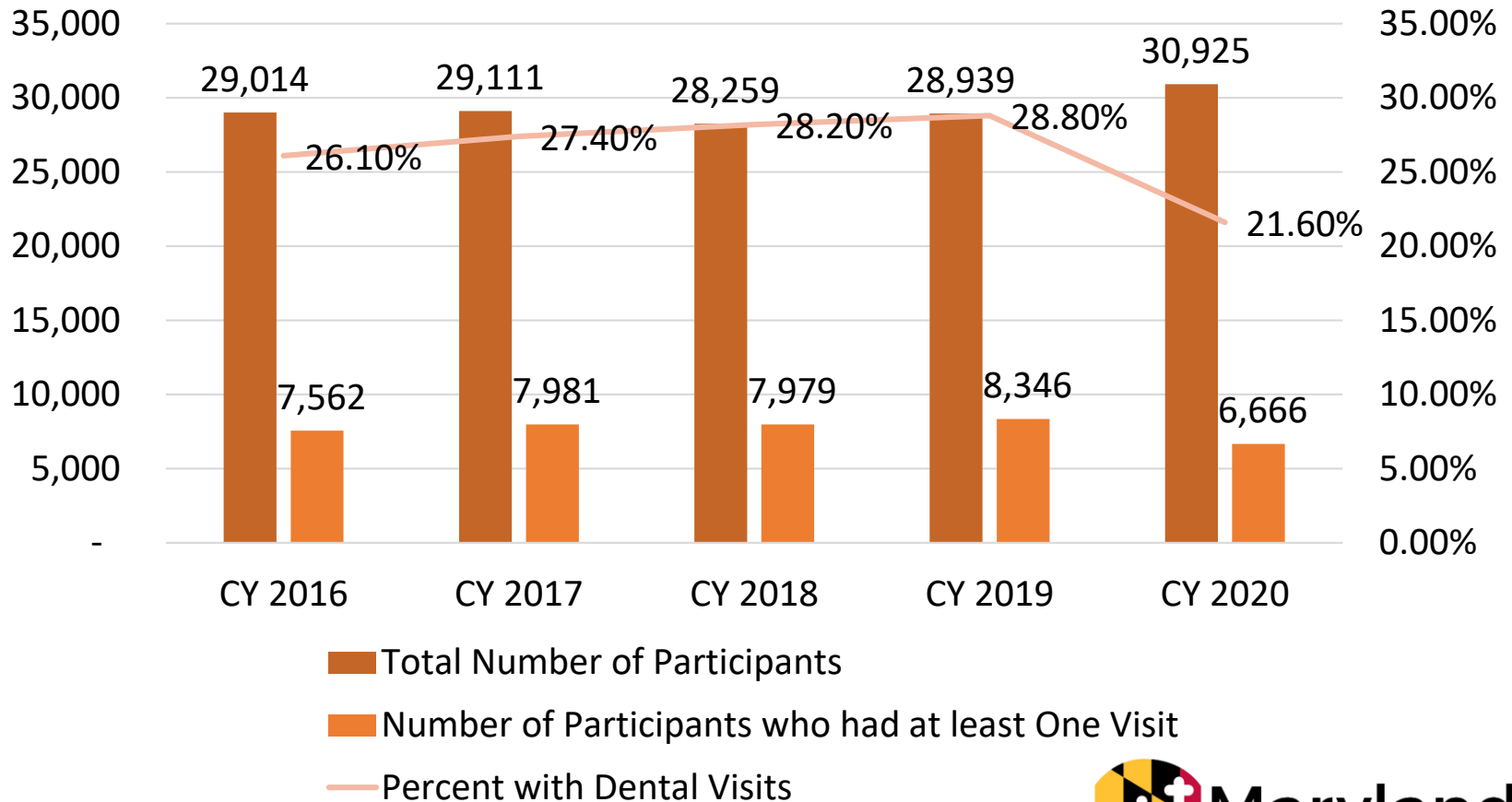
Dental Utilization

Percentage of Children Aged 0 through 20 Years Enrolled in Medicaid for Any Period Who received a Preventive/Diagnostic Visit Followed by a Restorative Visit

Year	Total Number of Participants	Number with Preventive/Diagnostic Visit	Percent with Preventive/Diagnostic Visit	Number with Preventive/Diagnostic Visit Followed by a Restorative Visit	Percent with Preventive/Diagnostic Visit Followed by a Restorative Visit
CY 2016	702,105	377,058	53.7%	109,048	28.9%
CY 2017	723,709	391,897	54.2%	114,089	29.1%
CY 2018	733,594	401,370	54.7%	114,312	28.5%
CY 2019	733,128	408,862	55.8%	115,813	28.3%
CY 2020	728,830	323,764	44.4%	83,130	25.7%

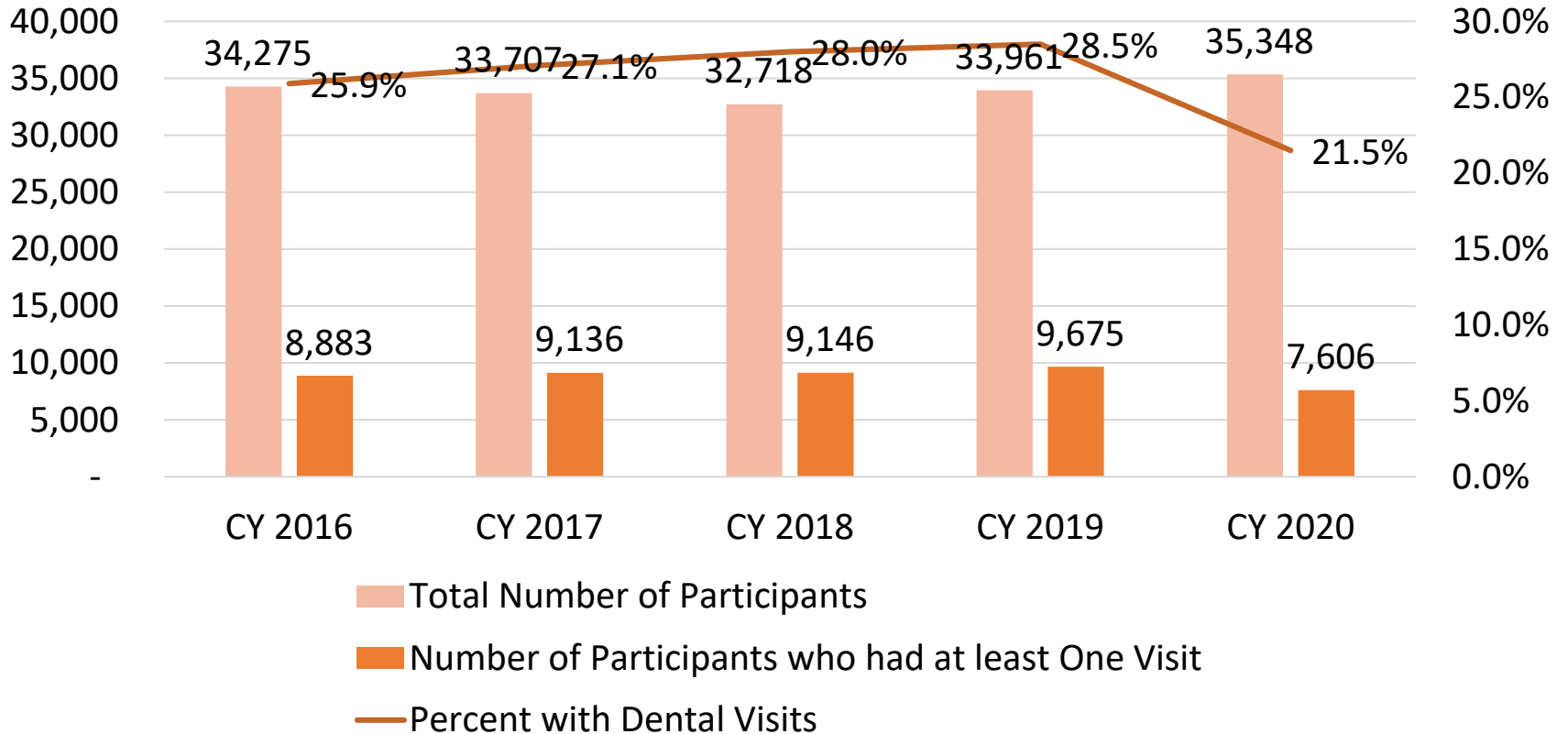
Dental Utilization

Number and Percentage of Pregnant Women Aged 21 and Older with at least 90 Days in Medicaid Who had Dental Services



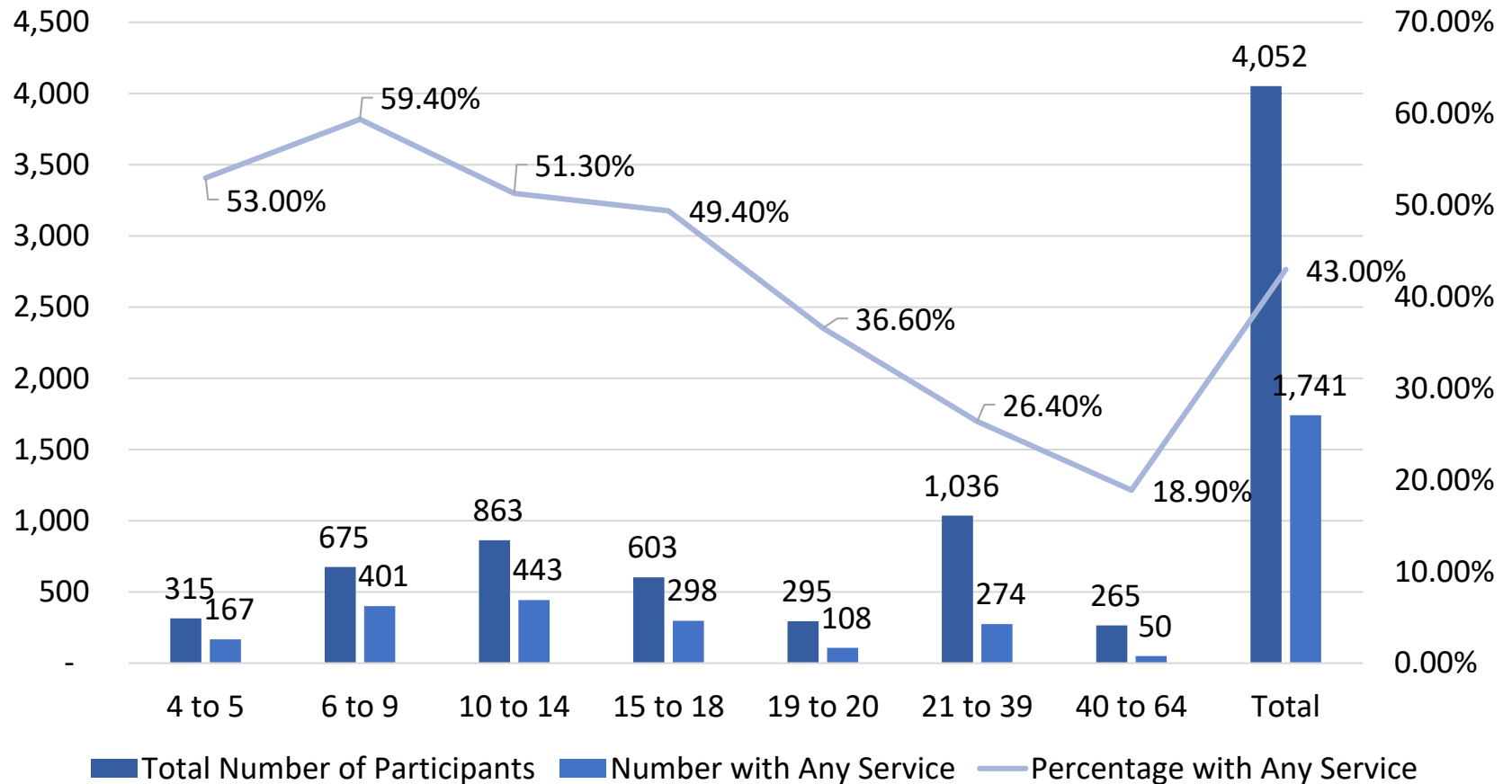
Dental Utilization

Number and Percentage of Pregnant Women Aged 14 and Older with any Period in Medicaid Who had Dental Services



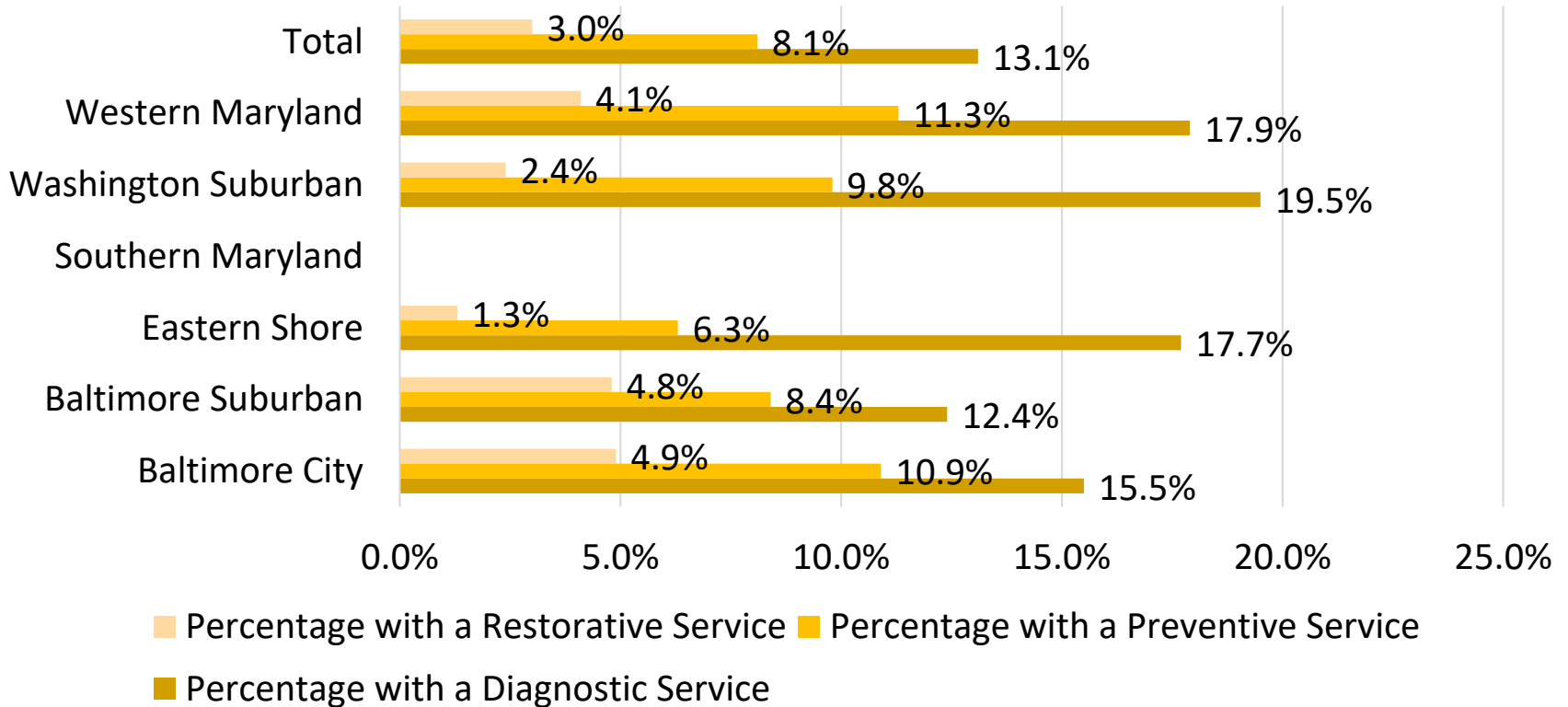
Dental Utilization

Number and Percentage of REM Participants Aged 4 through 64 Years with at Least 320 Days in Medicaid Who had Dental Services, by Age Group, CY 2020



Dental Utilization

Percentage of Former Foster Care Participants Enrolled for Any Period in Medicaid Receiving Dental Services, by Type of Service and Region, CY 2020



*Baltimore Suburban: Anne Arundel, Baltimore, Carroll, Harford, and Howard Counties.

Southern Maryland: Calvert, Charles, and St. Mary's Counties.

Western Maryland: Allegany, Frederick, Garrett, and Washington Counties.

Eastern Shore: Caroline, Cecil, Dorchester, Kent, Queen Anne's, Somerset, Talbot, Wicomico, and Worcester Counties.

Washington Suburban: Prince's George and Montgomery Counties.

Dental Utilization

Percentage of Non-Pregnant Adults Aged 21 through 64 Receiving Dental Services, Enrolled in HealthChoice for at Least 90 Days

Year	Total Number of Participants	Participants Receiving One or More Dental Service	Percent Receiving Service
CY 2016	521,954	72,318	13.9%
CY 2017	569,948	85,323	15.0%
CY 2018	591,603	86,947	14.7%
CY 2019	579,853	93,988	16.2%
CY 2020	598,370	73,616	12.3%

All nine MCOs voluntarily cover limited adult dental services to their members as a part of their benefit package using their own profits.

Dental Utilization

Number and Percentage of Medicaid Participants Aged 0 through 64 Years with at least One ED Visit with a Dental Diagnosis or Dental Procedure Code, CY 2020

Age Group (Years)	Total Number of Participants	Number of Participants with ED Visit with Dental Diagnosis or Procedure	Percentage with ED Visit with Dental Diagnosis or Procedure	Total Number of Visits with Dental Diagnosis or Procedure
0 - 3	149,349	447	0.30%	760
4 - 5	75,160	180	0.20%	325
6 - 9	145,490	306	0.20%	544
10 - 14	183,471	221	0.10%	380
15 - 18	122,179	226	0.20%	420
19 - 20	53,181	258	0.50%	510
21 - 39	409,866	7,181	1.80%	16,313
40 - 64	347,646	3,719	1.10%	7,947
Total	1,486,342	12,538	0.8%	27,199

Adult Dental Pilot Program Overview

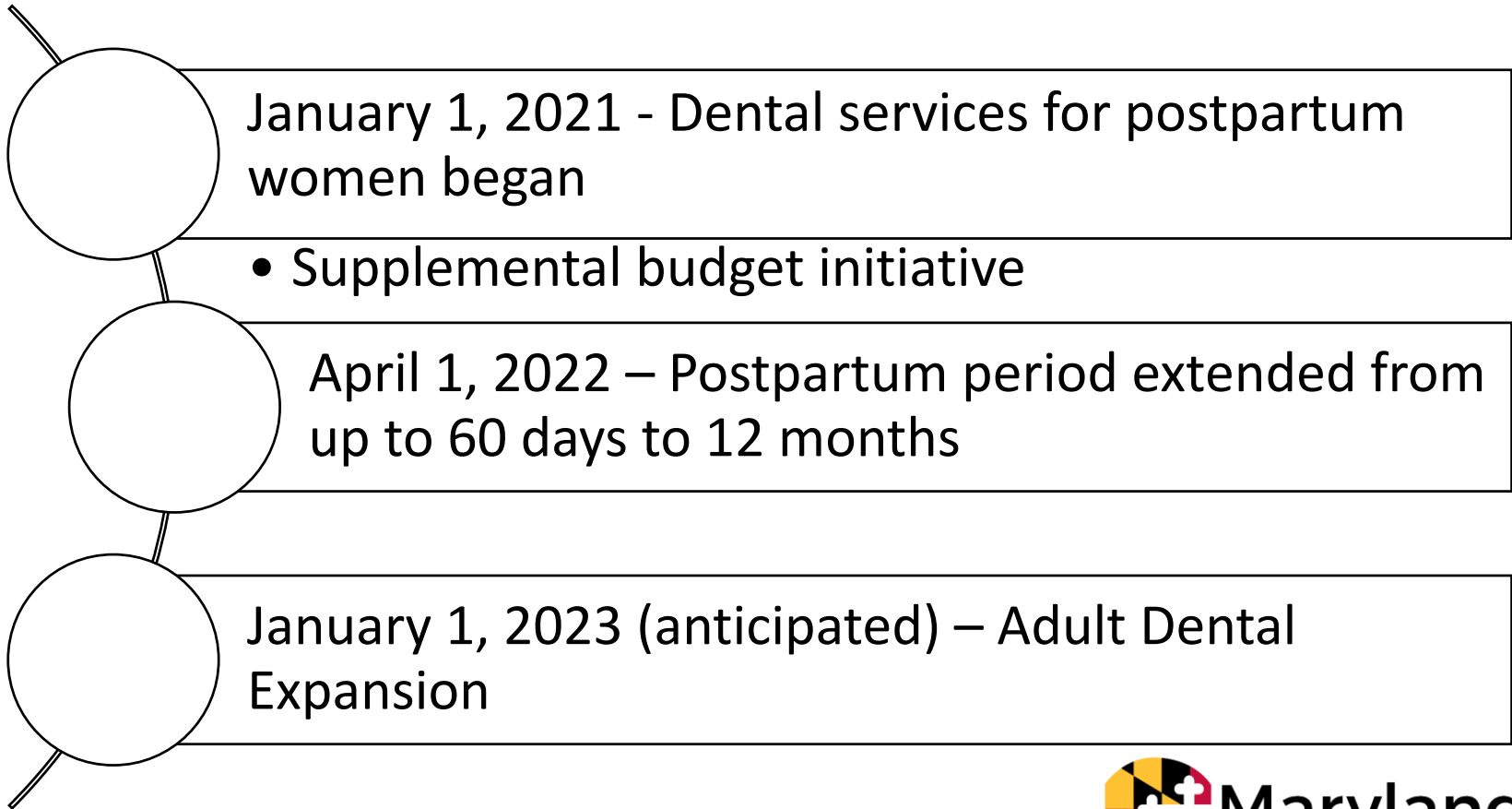
- In 2018, the Maryland State Legislature passed Senate Bill 284 requiring MDH to apply for a waiver amendment to CMS to implement an adult dental pilot program.
 - MDH submitted an amendment to its §1115 waiver to CMS on July 2, 2018 and received CMS approval in March 2019
- Statewide Pilot will:
 - Serve dually-eligible adults ages 21-64
 - Include coverage for a limited dental benefit package (including diagnostic, preventative, and limited restorative services, as well as extractions)
- Maryland's Dental Benefit Administrator (DBA), SKYGEN USA, administers the benefit.
- Benefits will be subject to an \$800 per person maximum benefit allowance per calendar year for the first year of the pilot

Adult Dental Pilot Program

Number and Percentage of Adult Pilot Program Participants Enrolled for Any Period in Medicaid Receiving Dental Services, by Type of Service, CY 2020

	Any Dental Visit		Diagnostic		Preventive		Restorative	
	Number of Enrollees with Visit	Percent with Visit	Number of Enrollees with Visit	Percent with Visit	Number of Enrollees with Visit	Percent with Visit	Number of Enrollees with Visit	Percent with Visit
At least One Visit	4,439	8.2%	4,146	7.6%	2,266	4.2%	1,214	2.2%
No Services	49,802	91.8%	50,095	92.4%	51,975	95.8%	53,027	97.8%
Total	54,241	100.0%	54,241	100.0%	54,241	100.0%	54,241	100.0%

Other Recent Updates



Resources and Contact Information

- [2021 Annual Oral Health Legislative Report](#)
- [Reports and Publications Page](#)
 - Includes previous Oral Health JCR Reports
- [Maryland Healthy Smiles Page](#)

Nancy Brown

Division Chief of Evaluation, Research and Data Analytics

Nancyc.brown@Maryland.gov