


# PACE Expansion Data Book

Presentation to the Maryland Medicaid Advisory Committee

June 24, 2021



*The Program of All-Inclusive Care for the Elderly (PACE)*

---

# **Maryland PACE Expansion Plans**

# National PACE Statistics

---

- As of March 2021, 30 states operate 138 PACE programs
- Net enrollment increased 55% in 2019
  - 89% of new enrollments were at PACE organizations operating during the previous year
  - The National PACE Association is sponsoring the PACE 2.0 project to help organizations grow and reach broader communities
- Programs serve an estimated 55,000 participants
- The average participant is 77 years old
- Approximately 90% of participants are dually eligible for Medicare and Medicaid
- 95% of participants live at home
- 98% of family caregivers would recommend PACE

# PACE in Maryland

---

- Individuals must meet the following criteria:
  - Be at least 55 years old
  - Be certified to need a nursing facility level of care (NFLOC)
  - Agree to receive all health and long-term care services from the PACE provider
  - Have income of no more than 300% of the Supplemental Security Income (SSI) benefit level
  - Live in the PACE service area
  - Be able to live in a community setting with PACE services without jeopardizing their health and safety

# PACE in MD: Hopkins ElderPlus

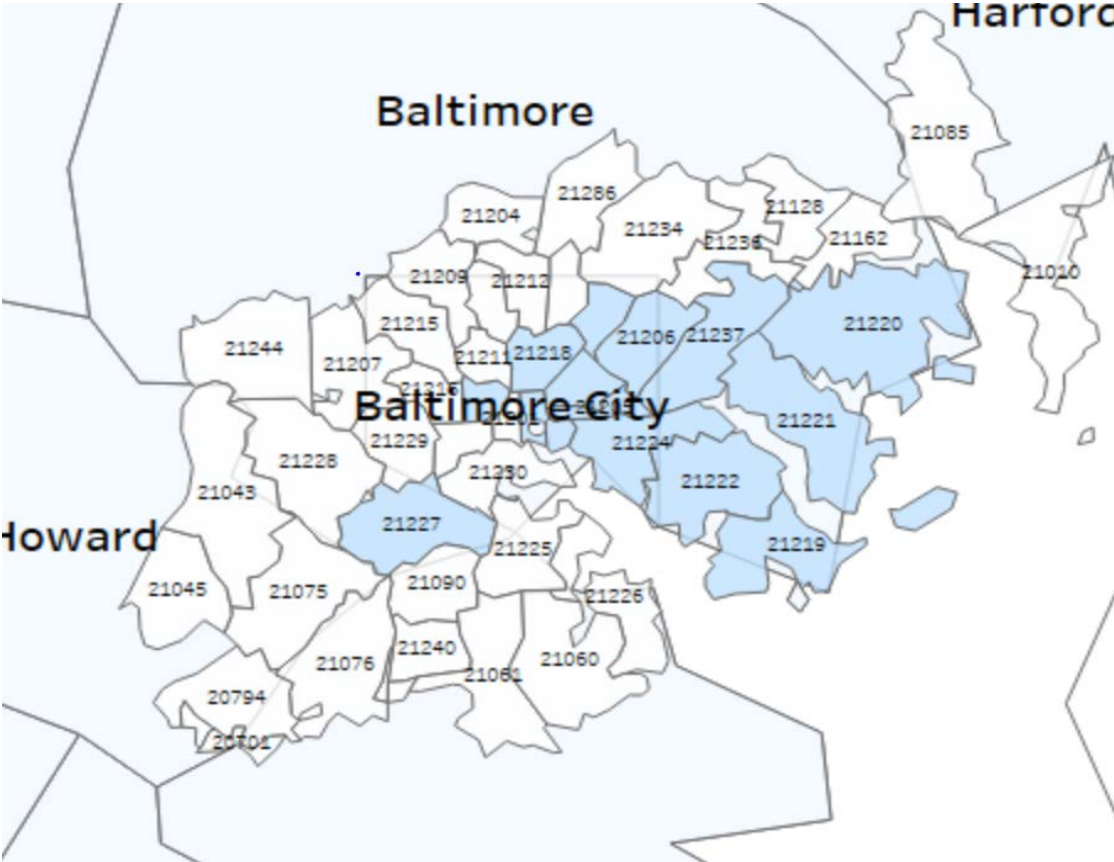
---

- Located on the campus of Johns Hopkins Bayview Medical Center
- Participants must live within the following ZIP codes:
  - 21202, 21214, 21220, 21227, 21205, 21217, 21221, 21231, 21206, 21218, 21222, 21237, 21213, 21219, 21224, 21052
- Currently serves approximately 150 participants
- Can serve up to 200 participants

# Hopkins ElderPlus Service Area

---

Note: Hopkins ElderPlus Service area shaded in blue



# Hopkins ElderPlus Enrollees

---

Demographic Characteristic	Percentage of Total
	As of 12/31/2019
	(n=155)
<b>Race</b>	
Black	67%
White	22%
Other	11%
<b>Sex</b>	
Female	74%
Male	26%
<b>Age</b>	
55-64	15%
65+	85%

# PACE Potential Eligibles

---

Maryland PACE Expansion Plans



# Identifying the Potentially Eligible Population in MD

---

- The potentially eligible population includes individuals aged 55 years and older in the following populations during fiscal year (FY) 2020:
  - 1915(c) waiver participants who currently receive services in the Home and Community-Based Options (CO) Waiver and the Medical Day Care (MDC) Waiver
  - Participants in the Community First Choice (CFC) state plan program
  - Nursing Facility residents (with fewer than 120 days in the nursing facility and at least one Medicaid long-term care paid day of service )
  - Individuals on the CO Waiver registry (with a Level 1 screen that met the NFLOC proxy generated from questions on activities of daily living, instrumental activities of daily living, cognition, and behaviors)

# Potentially Eligible Individuals by Area

Area	Number of Potential Eligibles	Proposed Uptake Rates			
		5%	9.40%	15%	20%
<b>Baltimore</b>	2,278	114	214	342	456
<b>Baltimore City</b>	3,814	191	359	572	763
<b>Montgomery</b>	3,534	177	332	530	707
<b>Prince George's</b>	1,746	87	164	262	349
<b>Central</b>	2,196	109	207	329	439
<b>Eastern</b>	1,125	57	104	170	224
<b>Southern</b>	605	30	57	90	122
<b>Western</b>	981	49	92	147	197
<b>Total</b>	<b>16,279</b>	<b>814</b>	<b>1,529</b>	<b>2,442</b>	<b>3,257</b>

Central: Anne Arundel, Carroll, Harford, and Howard

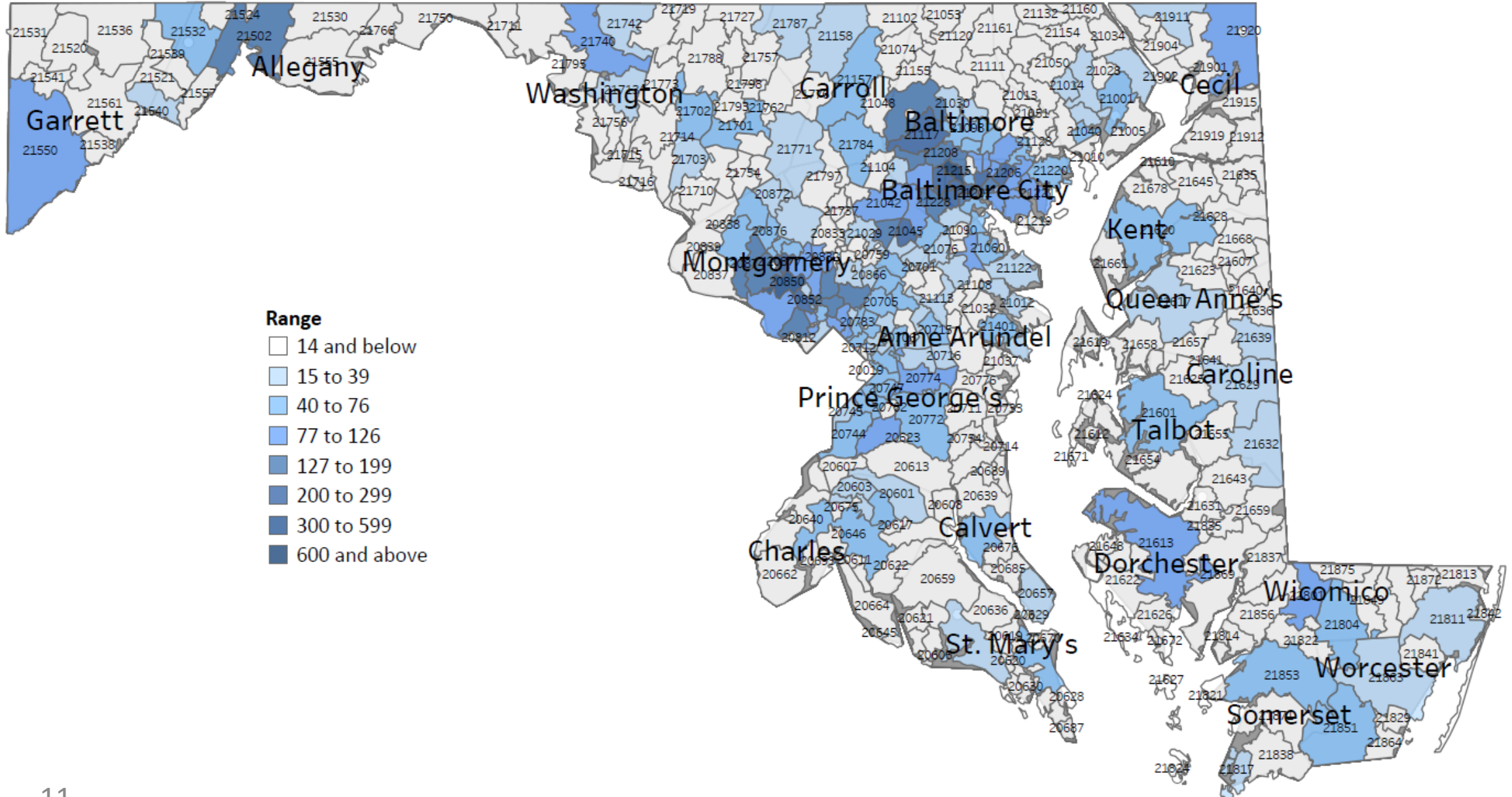
Eastern: Caroline, Cecil,\* Dorchester, Kent, Queen Anne's, Somerset, Talbot, Wicomico, and Worcester

Southern: Calvert, Charles, and St. Mary's

Western: Allegany, Frederick,\* Garrett, and Washington

\*Counties have different rates than the rest of the area based on rate setting regions

# Potentially Eligible Individuals by ZIP Code



# Rate Setting

---

Maryland PACE Expansion Plans

# Current Rate Setting Methodology

---

- Based on Medicaid fee-for-service (FFS) equivalent experience:
  - Medicaid participants in Baltimore City
  - Aged 55 or older
  - Certified for NFLOC
- Uses a PACE institutionalized case mix experience

# Current Per Member Per Month PACE Rates

Calendar Year 2021

Rate Cell	CY 2021 Rates in Effect
<b>Dual Eligibles</b>	
Age 55-64	\$3,863.08
Age 65+	\$3,879.61
<b>Medicaid Only</b>	
Age 55-64	\$7,749.43
Age 65+	\$5,356.26
<b>Qualified Medicare Beneficiaries</b>	
Age 55-64	\$716.58
Age 65+	\$759.13

# Expansion Rate Setting Methodology

---

- Three proposed payment regions:
  - Baltimore Metro, Washington Metro, and Rural Regions
- Rates are based on FFS equivalent experience of:
  - Medicaid participants in each region
  - Aged 55 or older
  - Certified for NFLOC
- For the rural regions, a statewide experience is used due to the small cohort sizes
- Statewide rates were used for the Medicaid Only and Qualified Medicare Beneficiaries in the Washington Region due to small cohort sizes
- Expansion rates will vary based on institutional case mix experience

# PACE Expansion: Regions for Rate Setting

Baltimore Metro	Washington Metro	Rural Regions*
Baltimore City	Calvert	Allegany
Anne Arundel	Charles	Garrett
Baltimore County	Frederick	Washington
Carroll	Montgomery	Caroline
Cecil	Prince George's	Dorchester
Harford	St. Mary's	Kent
Howard		Queen Anne's
		Somerset
		Talbot
		Wicomico
		Worcester

\*The rural regions combine the Eastern and Western regions as defined per the nursing facility services regional alignment.



# Resources

---

- [Maryland Department of Health PACE Information](#)
- [Maryland PACE Regulations](#)
- [Centers for Medicare & Medicaid Services PACE Information](#)
  - [Federal PACE regulations](#)
  - [PACE Initial and Service Area Expansion Application](#)
- [National PACE Association](#)