

ALLEGANY COUNTY, MARYLAND

CORONAVIRUS

JOINT INFORMATION CENTER

ALLEGANY COUNTY COVID-19 DATA IN BRIEF

June 1, 2020

DATA SUMMARY:

The first laboratory-confirmed case of COVID-19 in an Allegany County resident occurred on April 1, 2020. However, due to limited testing availability in the early weeks of the virus's presence in the United States, it is probable that the virus was present in Allegany County prior to lab confirmation.

As of May 29, 2020, Allegany County had 178 positive cases and 19 deaths (including the deaths of three former Allegany County residents which occurred in other jurisdictions).

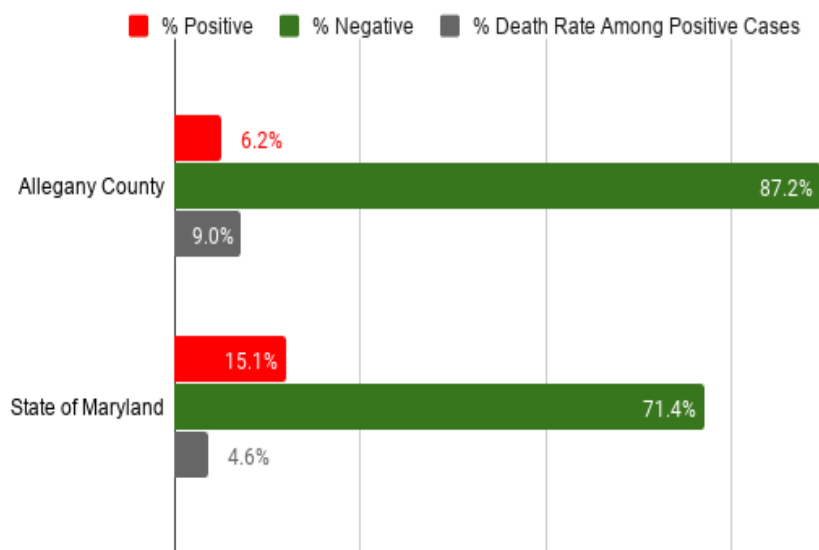
TESTING DATA:

As of 5/29/2020

Total Allegany County Residents Tested	2,867
Positive Tests (% of total)	178 (6.2%)
Negative Tests (% of total)	2,500 (87.2%)
Pending (% of total)	189 (6.6%)
*Deaths (% of positive cases)	19 (*9.0%)

**Percentage reflects only 16 of the 19 deaths. The other three occurred outside Allegany County and were not part of the total positive case numbers for the county.*

Allegany County v. State of Maryland Testing, Cases, and Fatalities



STATE VS. COUNTY STATISTICS:

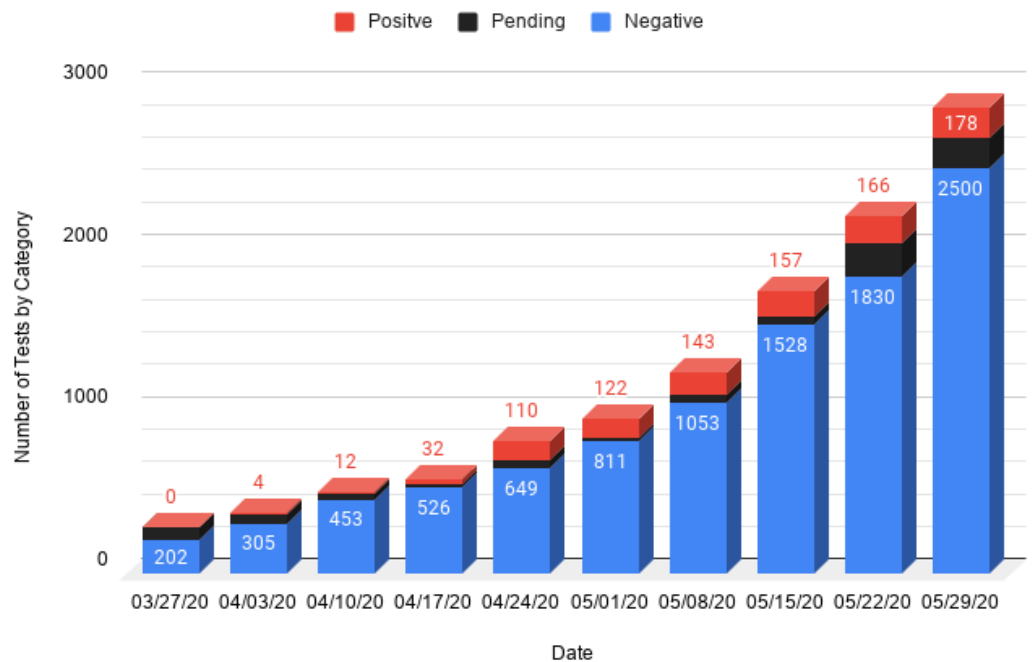
The chart to the left shows the comparison between the percentages of positive cases, negative test results, and fatalities between the state of Maryland as a whole and Allegany County. Note that even though we are below the state average in COVID-19 cases, the death rate for positive cases in Allegany County is higher than the state average. This may be due to the fact that the majority of the positive cases in Allegany County are affiliated with long-term care facilities, where advanced age and comorbidities impact health outcomes from COVID-19.

WEEKLY TESTING DATA:

This chart demonstrates the evolution of test results and cases in Allegany County on a weekly basis from late March to the end of May. As of May 29, 2020, testing has been completed on 2,867 individuals (about 4.1% of the total population of Allegany County). Of those tested, 6.2% were positive for COVID-19. 87.2% tested negative.

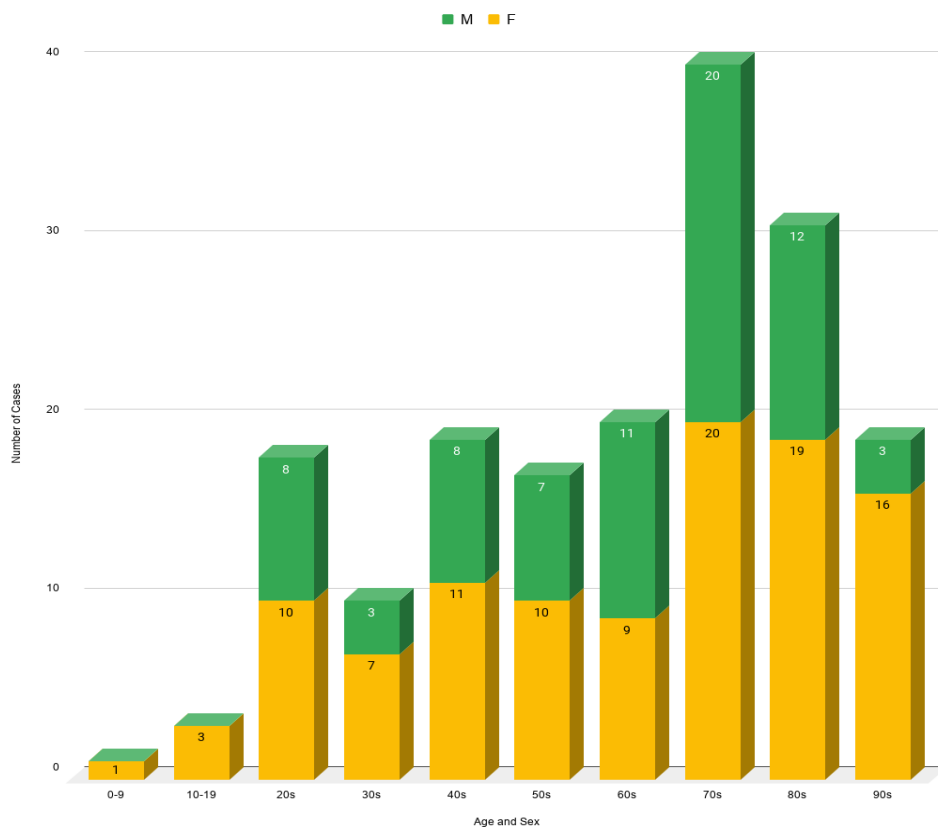
Allegany County, MD COVID-19 Weekly Testing Trends

Data as of May 29, 2020



Allegany County, MD COVID-19 Cases by Age and Sex

Case count= 178 (Data as of May 29, 2020)



CASES BY AGE AND SEX:

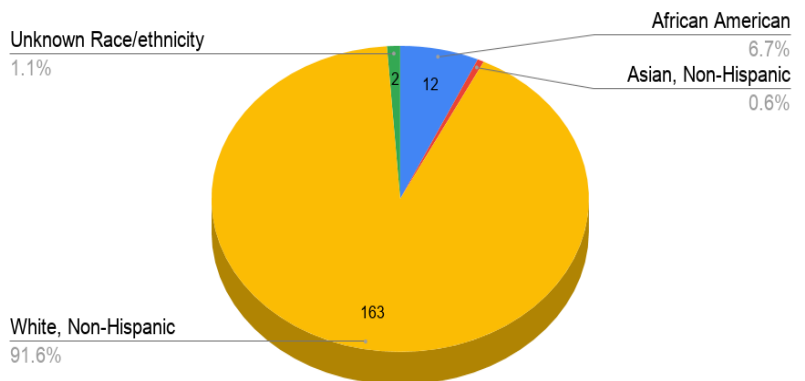
COVID-19 cases in Allegany County are skewed toward the older decades of life predominantly because outbreaks within local nursing homes account for about 70% of cases. Overall, the majority of COVID-19 cases occur in females. Because females tend to live longer than males, they are disproportionately represented in nursing home populations. Females also represent the majority of nursing home workers.

DATA BY RACE/ETHNICITY:

COVID-19 cases in Allegany County are generally representative of the county population in terms of racial and ethnic breakdown. African Americans do not appear to be over represented in Allegany County case counts, a concerning finding other jurisdictions have described.

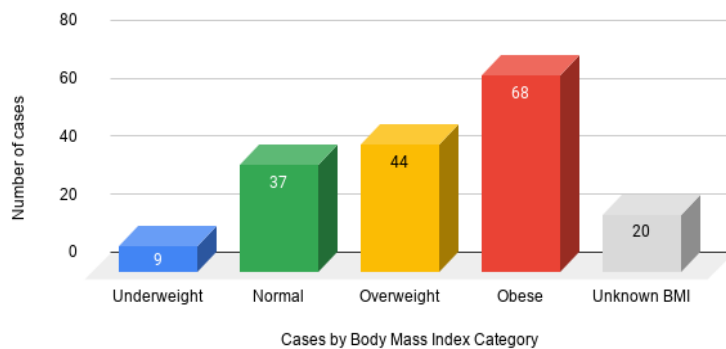
Allegany County, MD COVID-19 Cases by Race and Ethnicity

Case county = 178 (Data as of May 29, 2020)



Allegany County, MD COVID-19 Cases by Body Mass Index Category

Case count= 178 (Data as of May 29, 2020)



CASES BY BMI CATEGORY:

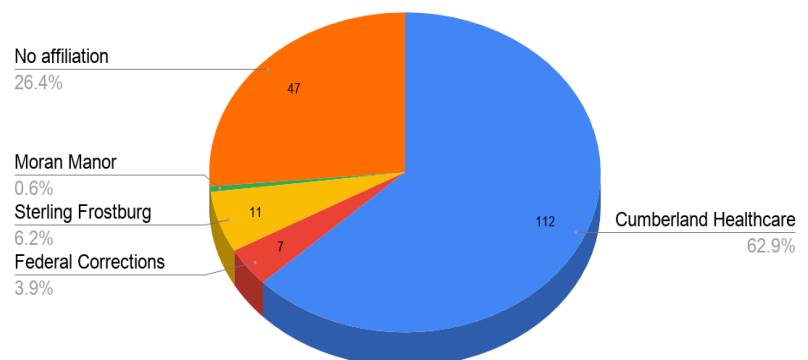
Chronic disease has been identified as a main risk factor for poor outcome once infected with COVID-19. The presence of overweight and obesity within a population makes chronic disease more likely. Individuals with COVID-19 in Allegany County have an average body mass index of 29.8. "Obesity" is medically defined as a body mass index of 30, and 68 of the Allegany County cases had a BMI in the obese category.

CASES BY OUTBREAK AFFILIATION:

This chart represents cases identified during the first two months of COVID-19 testing. Testing was almost exclusively offered to populations with symptoms of illness. About 70% of the COVID-19 cases in Allegany County have occurred in nursing home settings. Nursing home settings (and other settings where vulnerable people live together) offer this new virus an opportunity to spread easily.

Allegany County, MD COVID-19 Cases by Outbreak

Case total = 178 (Data as of May 29, 2020)



All data presented in this document reflect the most recent information available on COVID-19 in Allegany County, Maryland as of May 29, 2020. All data are preliminary and subject to change.

Media Contacts:



Brenda K. Caldwell
Public Information Officer
Allegany County Health Department
(301) 759-5239
brenda.caldwell@maryland.gov



Todd Bowman
Public Information Officer
Allegany County Department of Emergency Services
(240) 609-8861
tbowman@alleganygov.org