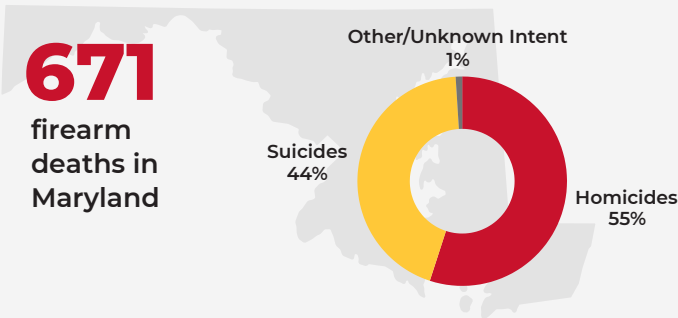


Firearm Violence in Maryland in 2024

Did You Know?

Firearm Fatalities

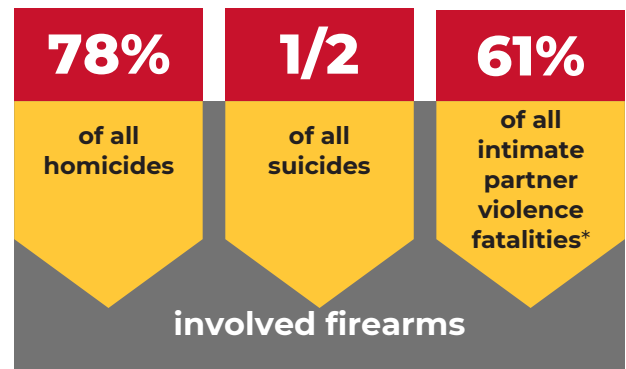


Firearm Injuries



Communities Impacted

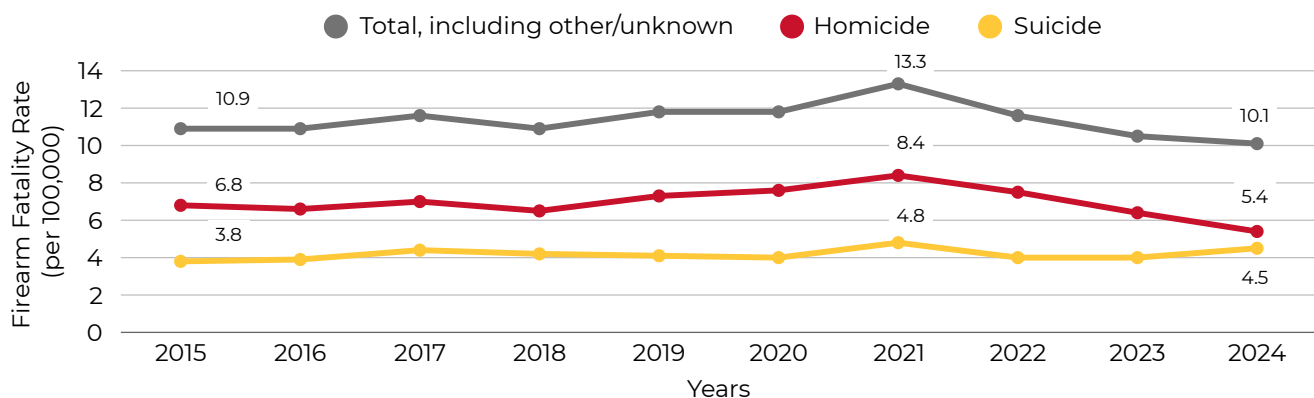
- **Half** of firearm decedents were non-Hispanic Black males who make up only 14% of Maryland's total population.
- 64% of firearm suicides were among non-Hispanic white males, who comprise 24% of Maryland's total population.
- **Baltimore City** had the highest rate of firearm homicides, while **Worcester County** had the highest rate of firearm suicides.



Historic Trends

Although the firearm death rate decreased only slightly over the past decade (-7%), it has fallen **24%** since peaking in 2021 and firearm homicide rate has fallen **36%** since 2021. There has been a **12.5% increase** in firearm suicide since 2022.

Firearm Fatalities in Maryland, Yearly Rate (2015-2024)



2024 data are preliminary and subject to change

*Preliminary 2023 data provided by Maryland Department of Health's Center for Environmental, Occupational, and Injury Epidemiology