



## Maryland Heat-Related Illness Surveillance Report

### Week of July 20 – July 26, 2025 (**MMWR** 2025 Week 30)

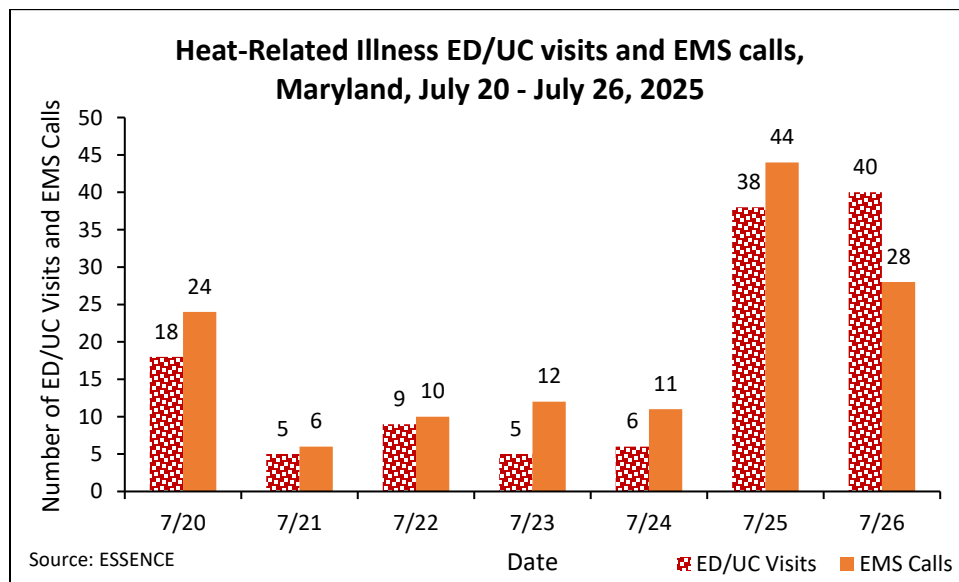
Report Date: July 30, 2025

#### Background

The weekly Heat-Related Illness Surveillance Report is provided from May through September. The report focuses on extreme conditions including heat-related illness and heat-related deaths in Maryland.

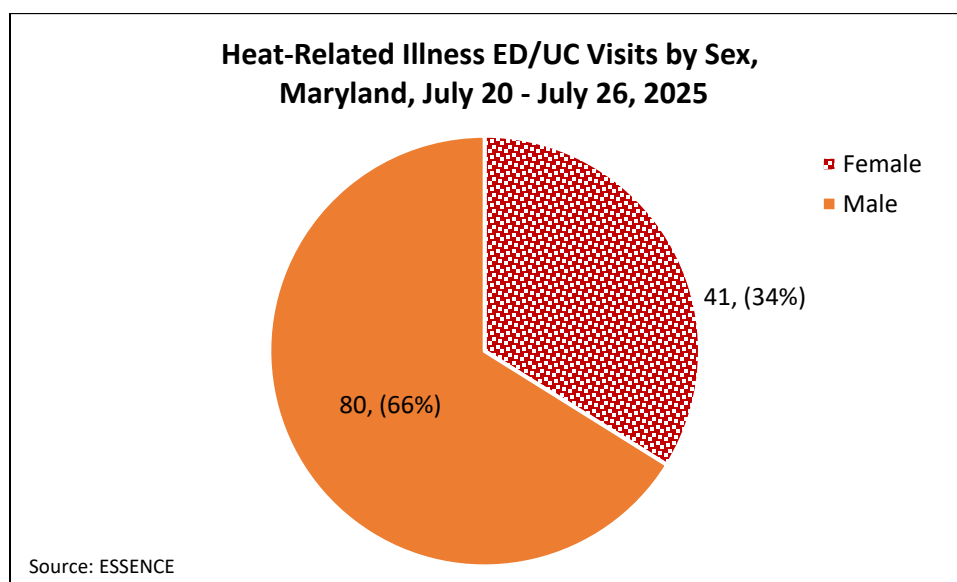
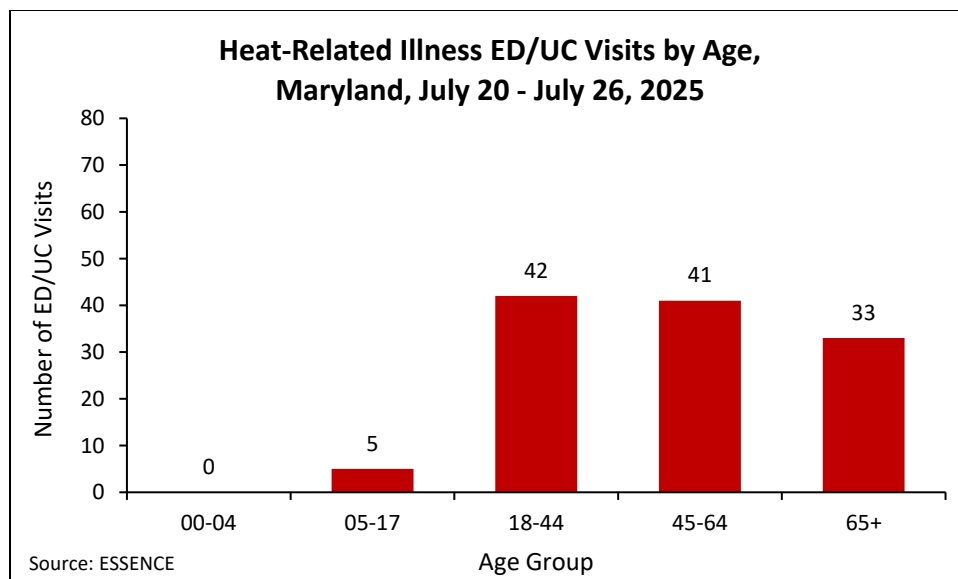
#### Weekly Heat-Related Illness

Total Heat-Related Illness ED/UC visits for MMWR Week 30: **121**

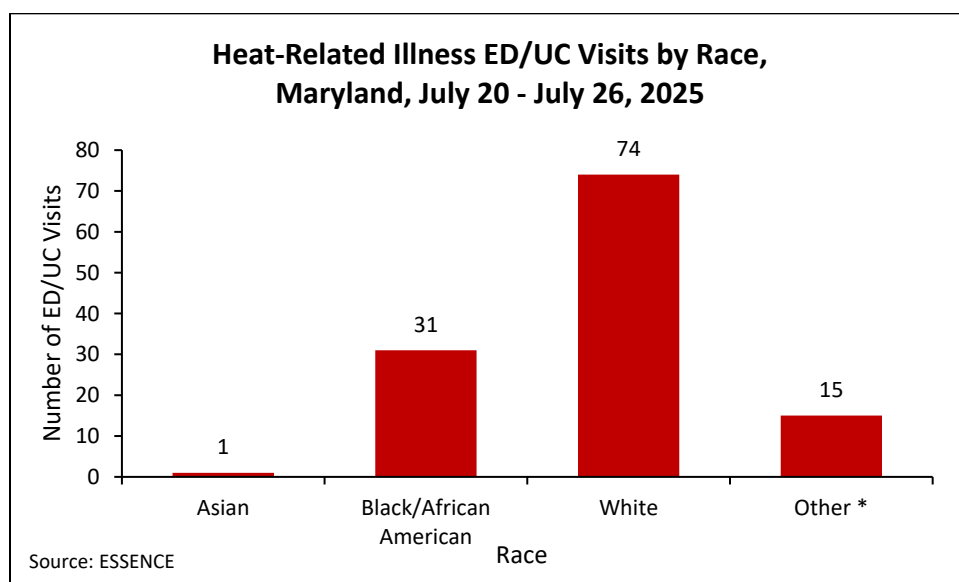


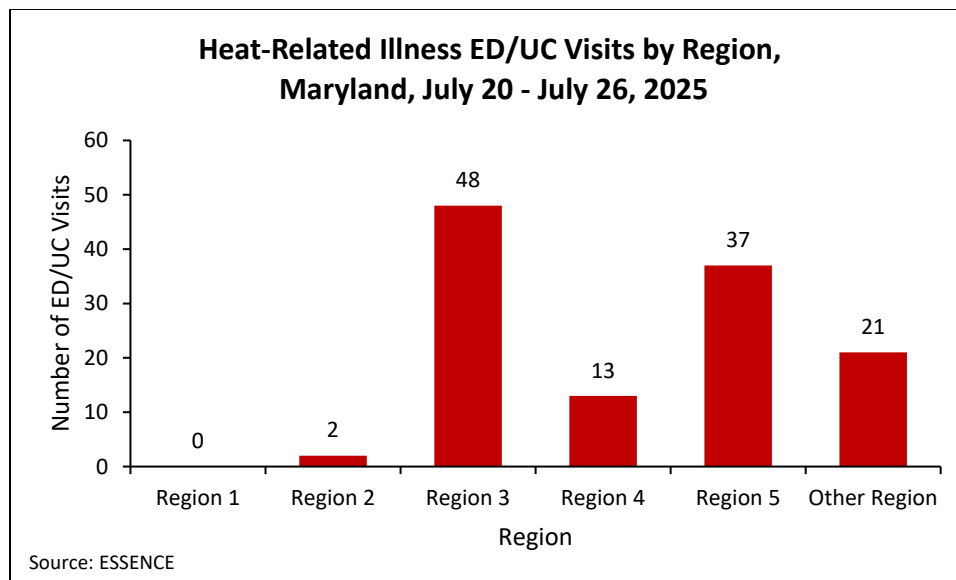
**Note on Emergency Department (ED) Data:** The results from the query used to track heat-related illnesses in ESSENCE, an electronic biosurveillance system, may be an overestimation of the actual burden of heat-related illness. This overestimation is due to the nature of the query, which includes terms such as hyperthermia, heatstroke, or heat exhaustion. As of May 2025, visit data from 49 emergency departments and 25 urgent care centers are used for this ESSENCE visit data.

**Note on Emergency Medical Services (EMS) Data:** These data are based on EMS pre-hospital care reports where the EMS provider has selected hyperthermia as a primary or secondary impression of a patient's illness. This impression is solely based on the signs and symptoms seen by the provider, not on any diagnostic tests. Since these data do not include all primary or secondary impressions that may be seen with heat exposure, the actual numbers may be higher than what is represented. These data are reported for trending purposes only.



\*Other includes American Indian/Alaskan Native, Native Hawaiian/ Other Pacific Islander, Other, and Not Reported





**Region 1:** Garrett and Allegany

**Region 2:** Washington and Frederick

**Region 3:** Anne Arundel, Baltimore City, Baltimore County, Carroll, Harford, Howard

**Region 4:** Caroline, Cecil, Dorchester, Kent, Queen Anne's, Somerset, Talbot, Wicomico, Worcester

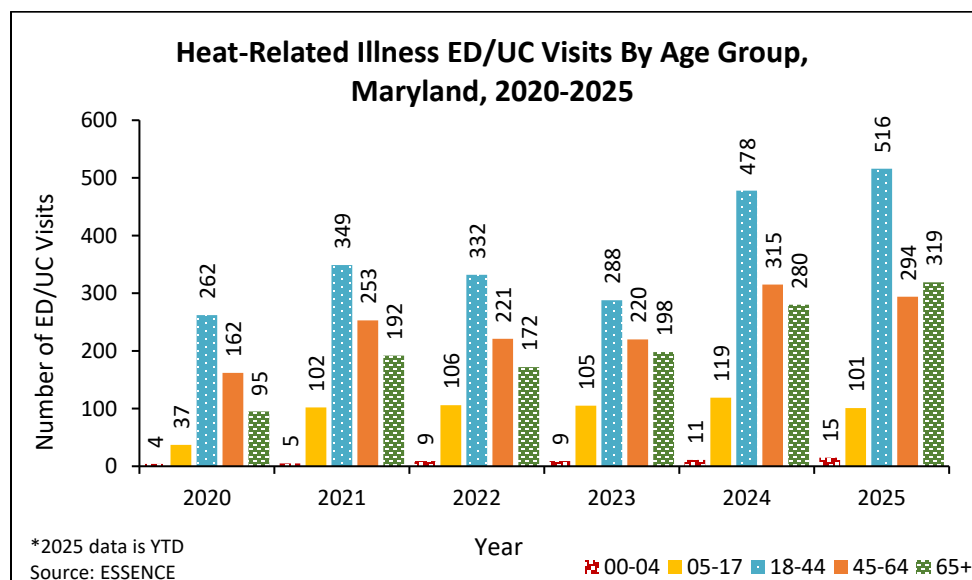
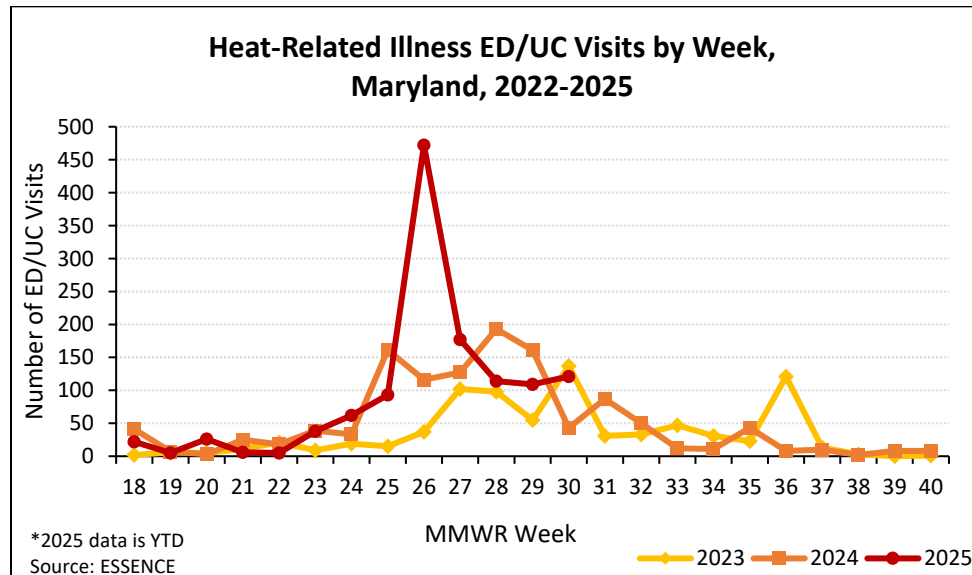
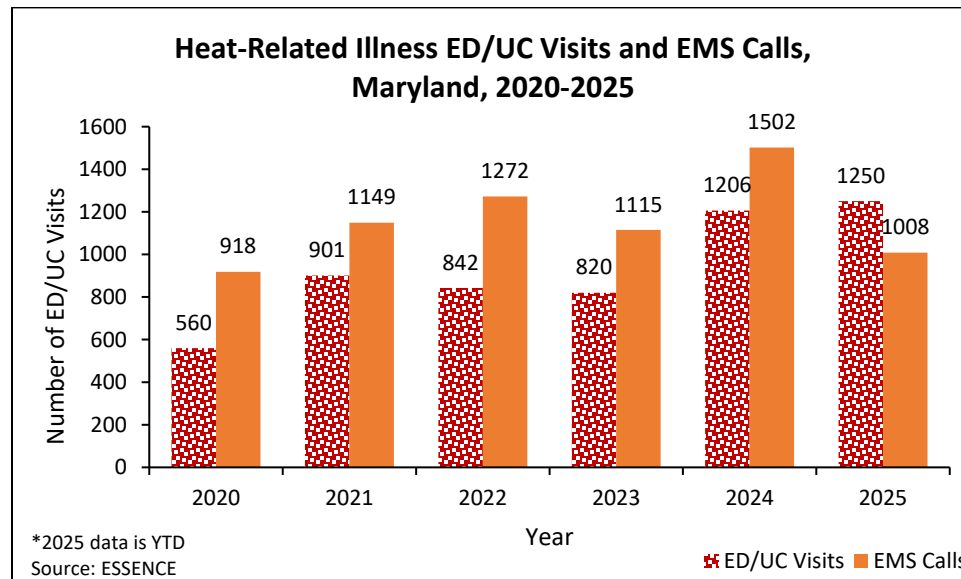
**Region 5:** Calvert, Charles, Montgomery, Prince George's, St. Mary's

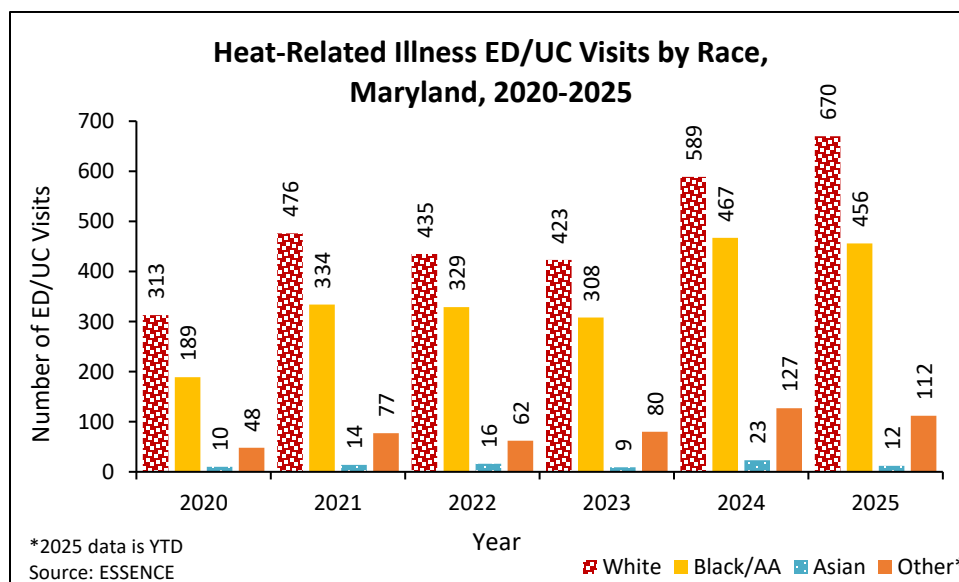
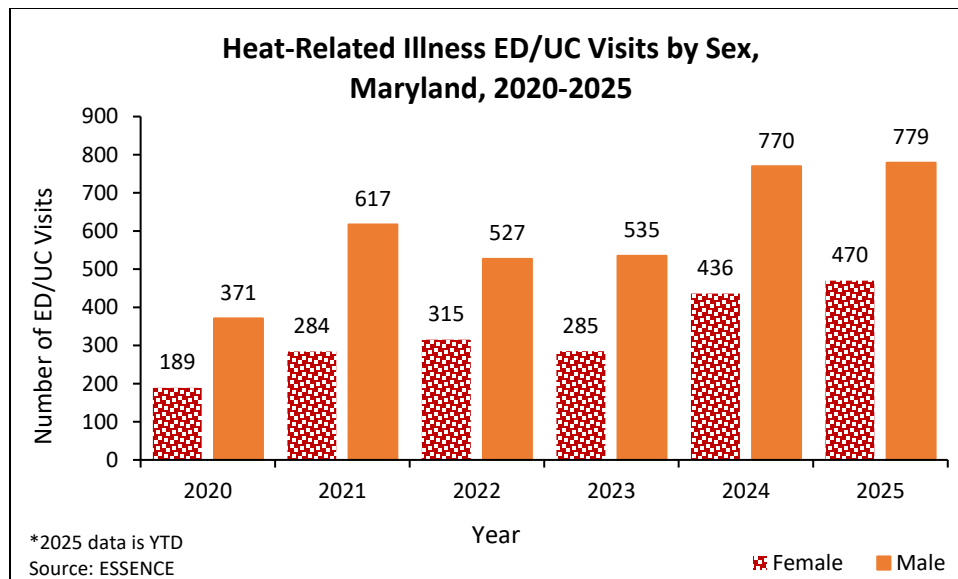
**Other Region:** Patient without a ZIP code or resides outside of MD.

**Note:** Geographical distribution of ED visits is based on patients' jurisdiction of residence.

## Historical Heat-Related Illness

(Note: 2025 data is Year to Date (YTD))





**Region 1:** Garrett and Allegany

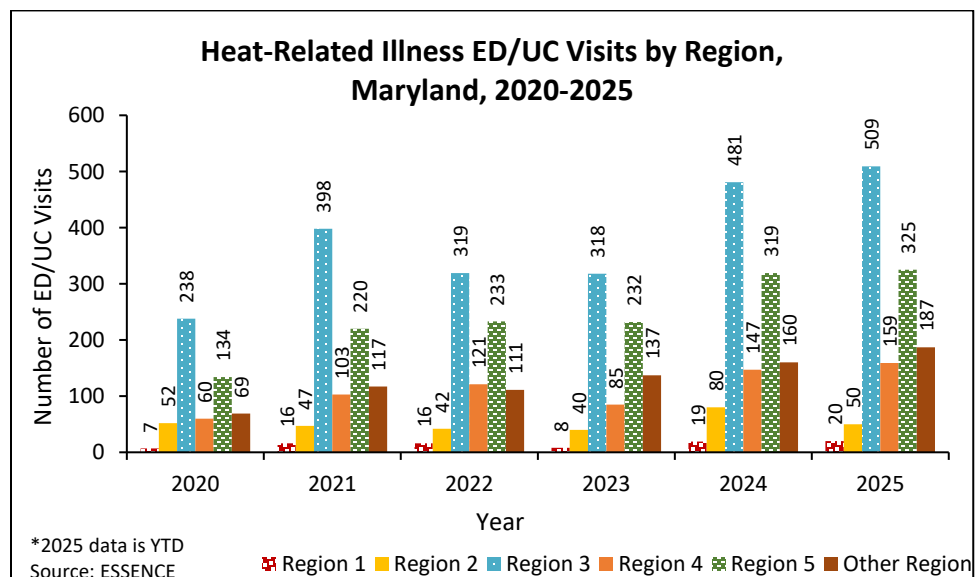
**Region 2:** Washington and Frederick

**Region 3:** Anne Arundel, Baltimore City, Baltimore County, Carroll, Harford, Howard

**Region 4:** Caroline, Cecil, Dorchester, Kent, Queen Anne's, Somerset, Talbot, Wicomico, Worcester

**Region 5:** Calvert, Charles, Montgomery, Prince George's, St. Mary's

**Other Region:** Patient without a ZIP code or resides outside of MD.

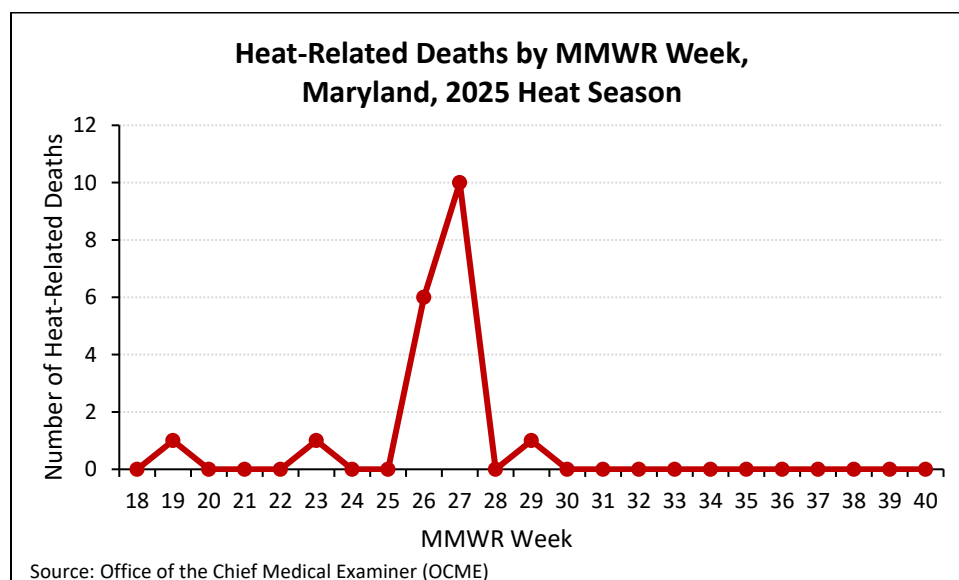
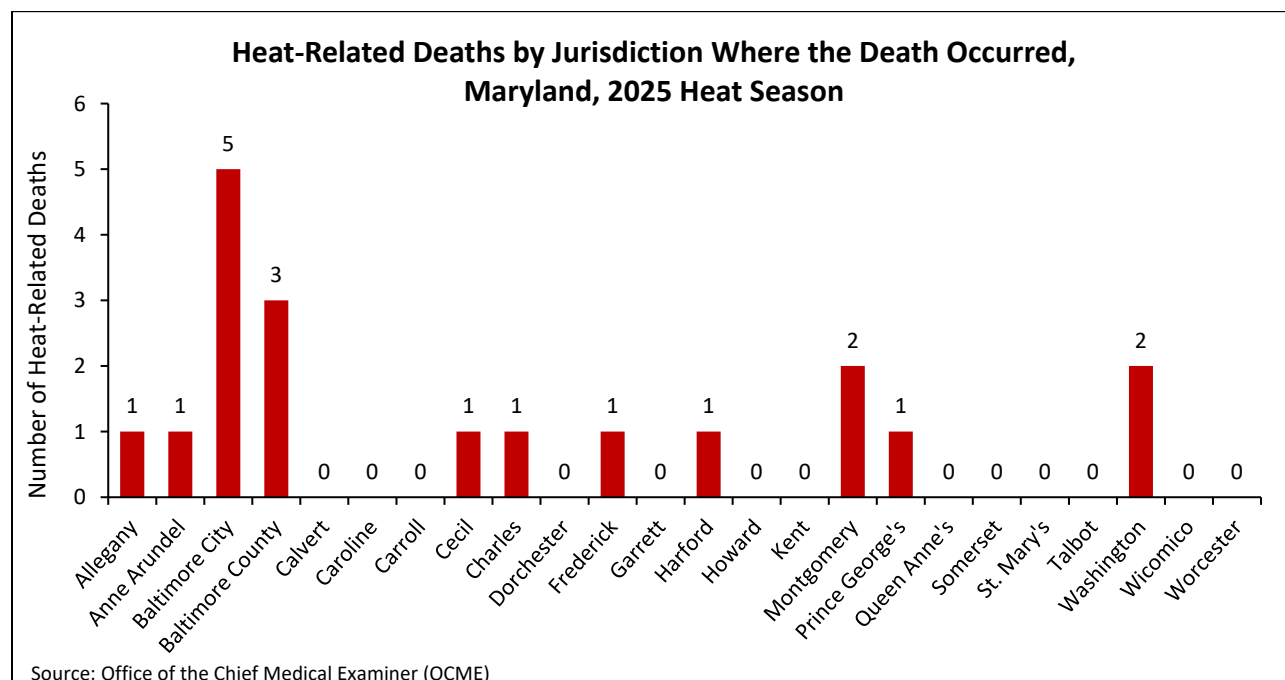


## Heat-Related Deaths

Total Reported Heat-Related Deaths This Season: **19**

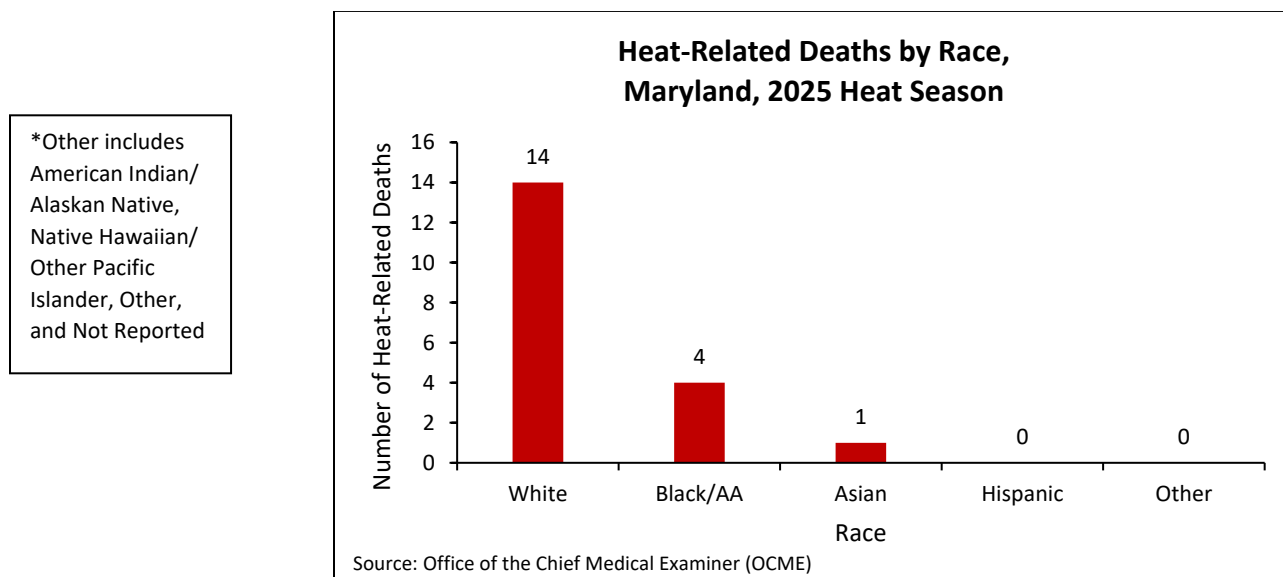
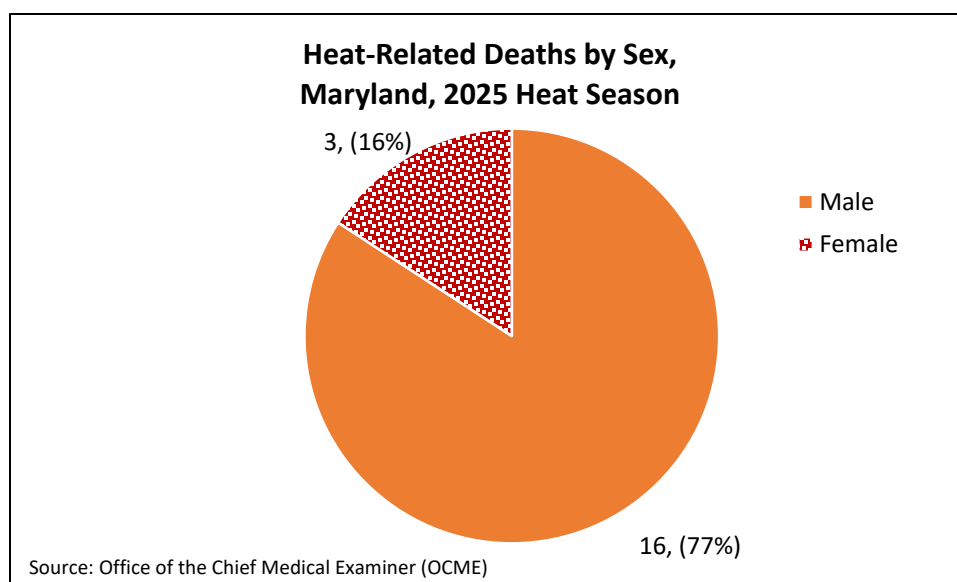
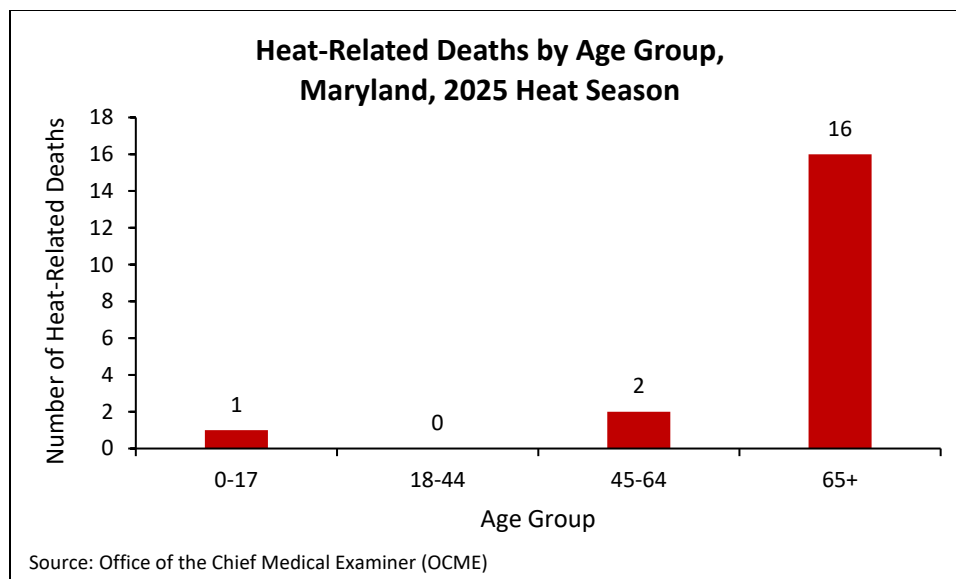
### Historical Total Reported Heat-Related Deaths

2020 Deaths	2021 Deaths	2022 Deaths	2023 Deaths	2024 Deaths
21	18	6	9	27



**Note:** Heat-Related deaths are counted based on the week the death occurred.

**Note:** Heat-Related Deaths are reported by the Office of the Chief Medical Examiner (OCME) and do not include deaths not evaluated by the OCME. Heat-Related deaths are those that the OCME has indicated “hyperthermia” as a cause of death or a contributing factor. Classification as a heat-related death does not mean that extreme temperatures were the only factor that caused or contributed to the death, as pre-existing medical conditions can significantly increase an individual's susceptibility to temperature changes.



## References

### ESSENCE

The Maryland Electronic Surveillance System for the Early Notification of Community-based Epidemics (ESSENCE) program is an electronic biosurveillance system that uses non-traditional data sources to quickly identify disease outbreaks and other patterns of illness.

### Data Sources

MDH analyzes chief complaints and discharge diagnoses of ED and UC visits to identify and monitor issues of public health concern across Maryland. The chief complaint is a free-text field capturing the patient's primary reason for seeking medical care as interpreted by the ED registration staff. The discharge diagnosis is a coded field that uses standardized values outlined by the International Classification of Diseases (ICD) 10th Revision and SNOMED Clinical Terms (CT) code sets.

### Case Definitions

ED and UC visits for heat-related illness were identified based on the [Heat-Related Illness v2 Query](#) based on a previous query developed by the Council of State and Territorial Epidemiologists (CSTE) using Chief Complaint and Discharge Diagnosis.

### Social Media and Contact Information

For more information about extreme heat and emergency preparedness, follow the Office of Preparedness and Response on [Twitter](#) and [Facebook](#).

For media inquiries, please contact the Office of Communications: [410-767-6490](tel:410-767-6490)

#### Prepared by:

Office of Preparedness and Response  
Maryland Department of Health  
7462 Candlewood Rd  
Hanover, MD 21076

<http://preparedness.health.maryland.gov>

Kurt Seetoo, MPH  
Biosurveillance/Data Integration Manager,  
Biosurveillance Program  
Email: [kurt.seetoo@maryland.gov](mailto:kurt.seetoo@maryland.gov)

Peter Fotang, MD, MPH  
Biosurveillance Epidemiologist, Biosurveillance  
Program  
Email: [peter.fotang@maryland.gov](mailto:peter.fotang@maryland.gov)

Yvonne Romero, MPH  
Biosurveillance Epidemiologist, Biosurveillance  
Program  
Email: [yvonne.romero1@maryland.gov](mailto:yvonne.romero1@maryland.gov)

Johanna Gregory Belssner  
Special Projects Coordinator  
Email: [johanna.belssner@maryland.gov](mailto:johanna.belssner@maryland.gov)