

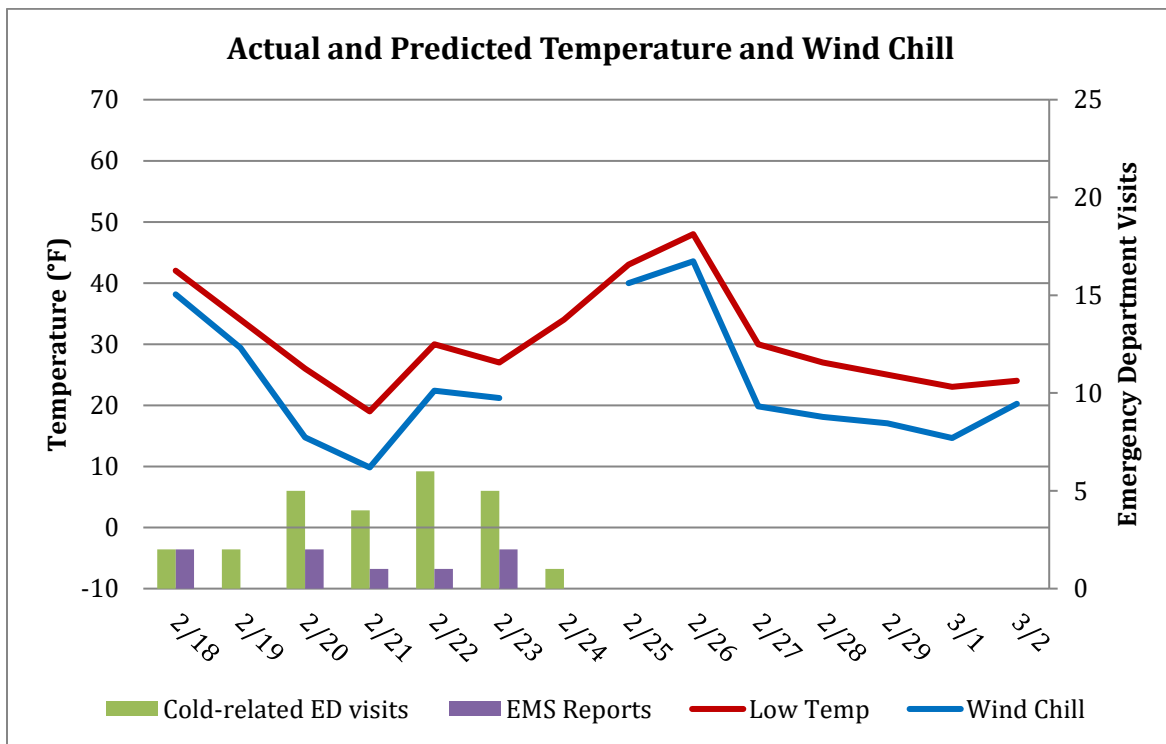


## Weekly Cold-related Illness Surveillance Report

February 26, 2020

Reporting for February 18, 2020 to February 24, 2020

**National Weather Service Forecast:** No current advisories.  
**Wind Chill Advisories Declared During the Previous Week:** 0  
**Total Wind Chill Advisories Declared This Winter:** 0

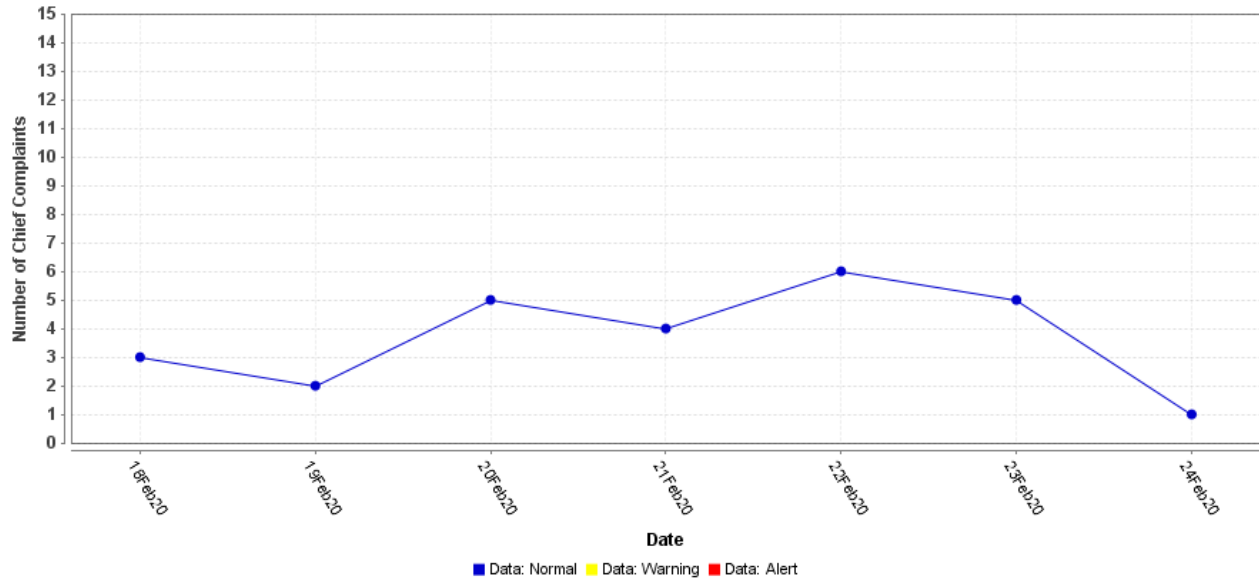


*Wind Chill is only calculated for temperatures below 50°F and wind speeds above 3 mph*

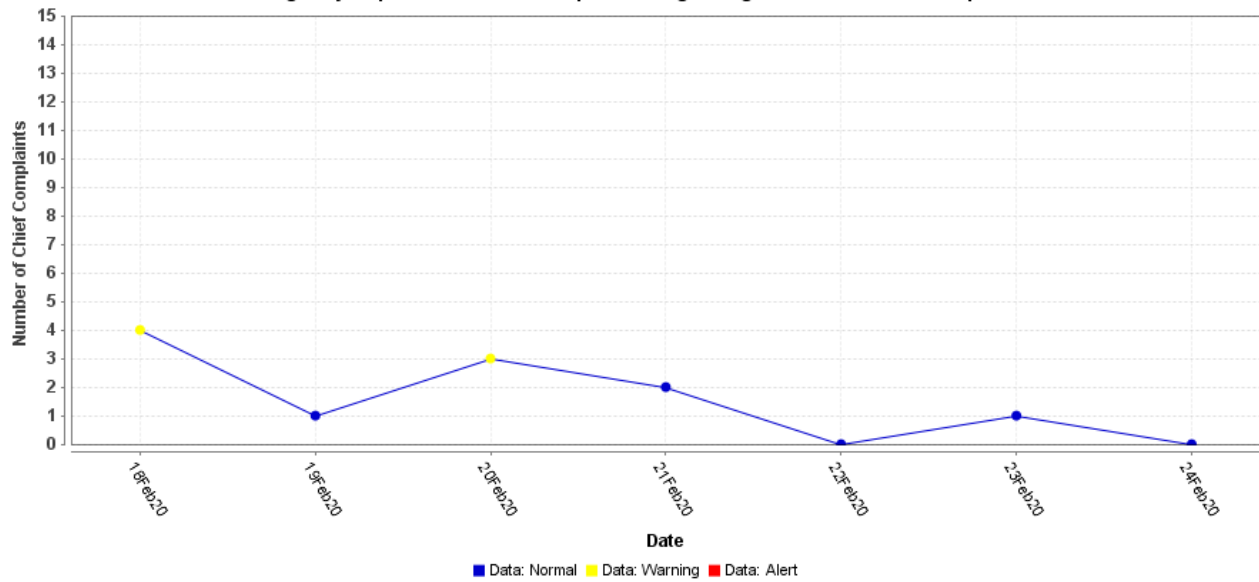
**Note on Emergency Department Data:** The results from the query used in ESSENCE, an electronic biosurveillance system, to track cold-related illnesses may be an overestimation of the actual burden of illness related to the cold weather. This overestimation is due to the nature of the query, which includes the term hypothermia and frostbite. As of November 2019, visit data from 23 urgent care centers are now included in ESSENCE emergency department visit data.

**Note on EMS Data:** These data are based on EMS pre-hospital care reports where the EMS provider has selected hypothermia as a primary or secondary impression of a patient's illness. This impression is solely based on the signs and symptoms seen by the provider, not on any diagnostic tests. Since these numbers do not include all primary or secondary impressions that may be seen with cold exposure, the actual numbers may be low. These data are reported for trending purposes only.

**Emergency Department Chief Complaints Regarding Cold-related Illness**



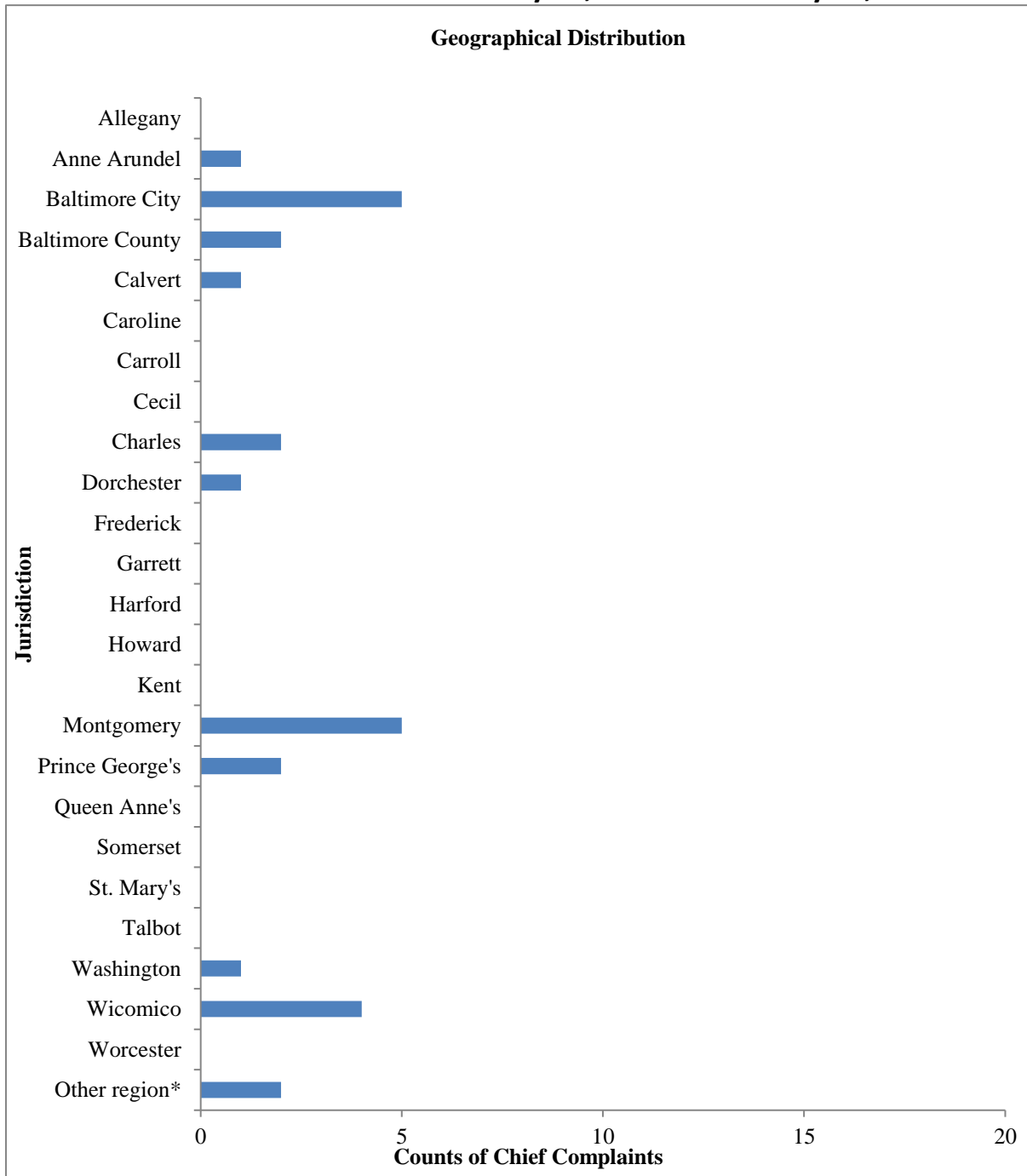
**Emergency Department Chief Complaints Regarding Carbon Monoxide Exposure**



Date	Number of Chief Complaints Regarding Cold-related Illness	Number of Chief Complaints Regarding Carbon Monoxide Exposure
February 18	3	4
February 19	2	1
February 20	5	3
February 21	4	2
February 22	6	0
February 23	5	1
February 24	1	0

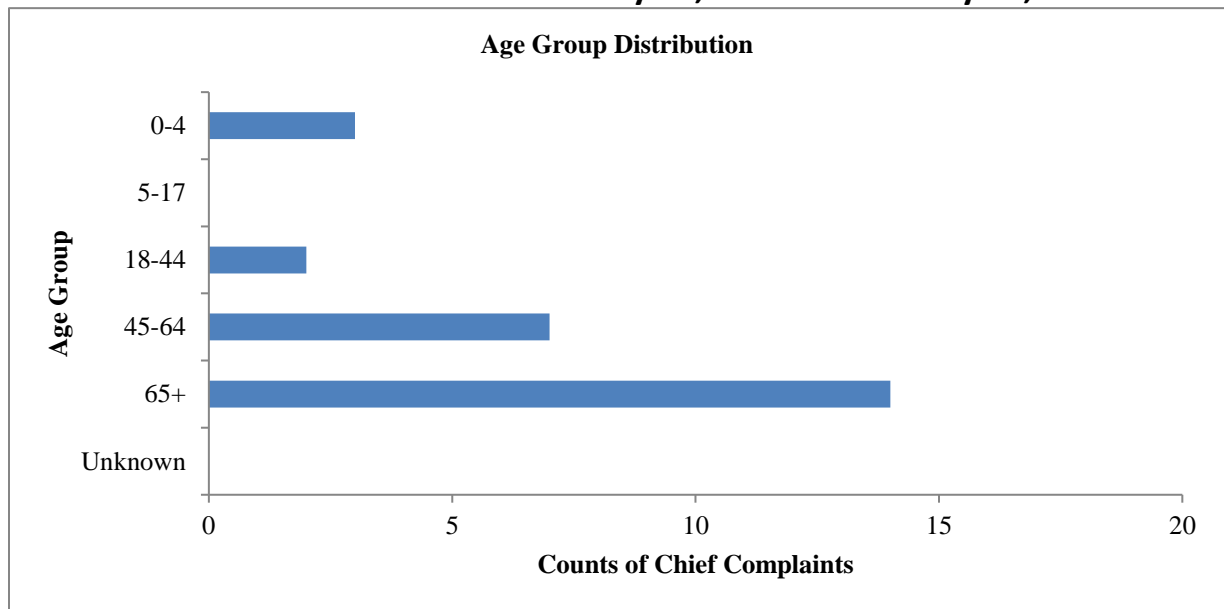
\*Note: ESSENCE chief complaint query for cold-related illness contains the following terms: frostbite, frostnip, hypothermia, chilblain, and trench foot

## Geographical Distribution of Emergency Department Chief Complaints Regarding Cold-related Illnesses for February 18, 2020 to February 24, 2020



*\*Geographical distribution of emergency department chief complaints is based on patients' jurisdictions of residence. The "Other Region" category includes patient records without a ZIP code and patients who reside outside of Maryland.*

### Age Group Distribution of Emergency Department Chief Complaints Regarding Cold-related Illnesses for February 18, 2020 to February 24, 2020



*Report continued on next page...*

<b>Total Number of Cold-related Deaths</b>	<b>Jurisdiction*</b>	<b>Age Group</b>	<b>Gender</b>
36	Howard	18 – 44 Years Old	Male
	Frederick	18 – 44 Years Old	Male
	Baltimore County	18 – 44 Years Old	Male
	Allegany**	18 – 44 Years Old	Female
	Baltimore City	45 – 64 Years Old	Male
	Carroll	45 – 64 Years Old	Male
	Out of State	45 – 64 Years Old	Male
	Somerset	45 – 64 Years Old	Male
	Baltimore County	45 – 64 Years Old	Male
	Prince George’s	45 – 64 Years Old	Male
	Baltimore City	45 – 64 Years Old	Male
	Baltimore City	45 – 64 Years Old	Male
	Prince George’s	45 – 64 Years Old	Male
	Prince George’s	45 – 64 Years Old	Male
	Washington	45 – 64 Years Old	Male
	Baltimore City	45 – 64 Years Old	Male
	Cecil	45 – 64 Years Old	Male
	Wicomico	45 – 64 Years Old	Female
	Baltimore City	45 – 64 Years Old	Male
	Anne Arundel	45 – 64 Years Old	Female
	Prince George’s	45 – 64 Years Old	Male
	Prince George’s	45 – 64 Years Old	Male
	Baltimore City**	45 – 64 Years Old	Male
	Baltimore County	65+ Years Old	Male
	Anne Arundel	65+ Years Old	Male
	Allegany	65+ Years Old	Male
	Howard	65+ Years Old	Female
	Queen Anne’s	65+ Years Old	Male
	Charles	65+ Years Old	Male
	Montgomery	65+ Years Old	Male
	Baltimore County	65+ Years Old	Male
	Baltimore City	65+ Years Old	Male
Allegany	65+ Years Old	Female	
Harford	65+ Years Old	Male	
Baltimore County**	65+ Years Old	Female	
Garrett**	65+ Years Old	Male	

*\*Refers to the jurisdiction where the death occurred. \*\*Refers to a newly listed death ^Refers to updated information from OCME*

There were four cold-related deaths reported this week. One of these individuals was suspected or presumed homeless.

There have been 36 cold-related deaths during this reporting period. 13 individuals were suspected or presumed homeless.

**Wind Chill Advisory/Warning Criteria:** The National Weather Service issues a Wind Chill Advisory for projected wind chill factors of -5°F to -25°F, and a Wind Chill Warning when the projected wind chill is for -25° or less.

**Suspected Homeless Death Data:** Office of the Chief Medical Examiner (OCME) Field Investigators use the U.S. Department of Health and Human Services (HHS) homeless definition to determine suspected homeless deaths. Homeless deaths are listed as suspected due to the limited information available to the Field Investigators at the time of investigation, which may result in some misclassifications.

For more information about extreme cold and emergency preparedness, follow the Office of Preparedness and Response on Twitter and Facebook.

For media inquiries, please contact the Office of Communications: 410-767-6490

**Prepared by:**

Office of Preparedness and Response  
Maryland Department of Health  
300 W. Preston Street, Suite 202  
Baltimore, MD 21201

<http://preparedness.health.maryland.gov>

Peter Fotang, MD, MPH  
Epidemiologist, Biosurveillance Program  
Office: 410-767- 8438  
Email: [Peter.Fotang@maryland.gov](mailto:Peter.Fotang@maryland.gov)

Jennifer Stanley, MPH  
Epidemiologist, Biosurveillance Program  
Office: 410-767-2074  
Email: [Jennifer.Stanley@maryland.gov](mailto:Jennifer.Stanley@maryland.gov)

Joanne Bates Crimmins, MPA, MPH  
Special Projects Coordinator  
Office: 410-767-6201  
Email: [Joanne.Crimmins@maryland.gov](mailto:Joanne.Crimmins@maryland.gov)