



Maryland 2023/2024 Cold-Related Illness Surveillance Summary Report

Reporting Period November 1, 2023, to March 31, 2024

Report Date: July 17, 2024

EXECUTIVE SUMMARY

The Maryland 2023/2024 cold season occurred from November 1, 2023, through March 31, 2024. Overall, in Maryland, the 2023/2024 cold season was consistent with previous seasons and had an average low temperature of 33.5°F. MMWR Week 3 (1/14/24 – 1/20/24) had a below average temperature at 17.7°F. There was a corresponding increase in cold related emergency department (ED) and urgent care (UC) chief complaint visits with 62 visits in that week.

There were a total of 668 cold-related ED and UC chief complaint visits this cold season, with an average of 30.91 visits per week. These counts represent an increase from the 2022/2023 cold season in which there were a total of 510 visits and an average of 23.18 visits per week. This season, there were also a total of 177 ED and UC visits related to carbon monoxide (CO) exposure, with an average of 8.05 visits per week. These counts represent a decrease from the 2022/2023 cold season in which there were a total of 189 visits and an average of 8.59 visits per week due to CO exposure. For the 2023/2024 cold season, most of the cold-related illness complaints were in the 65+ age group (283 visits) which is consistent with previous cold seasons.

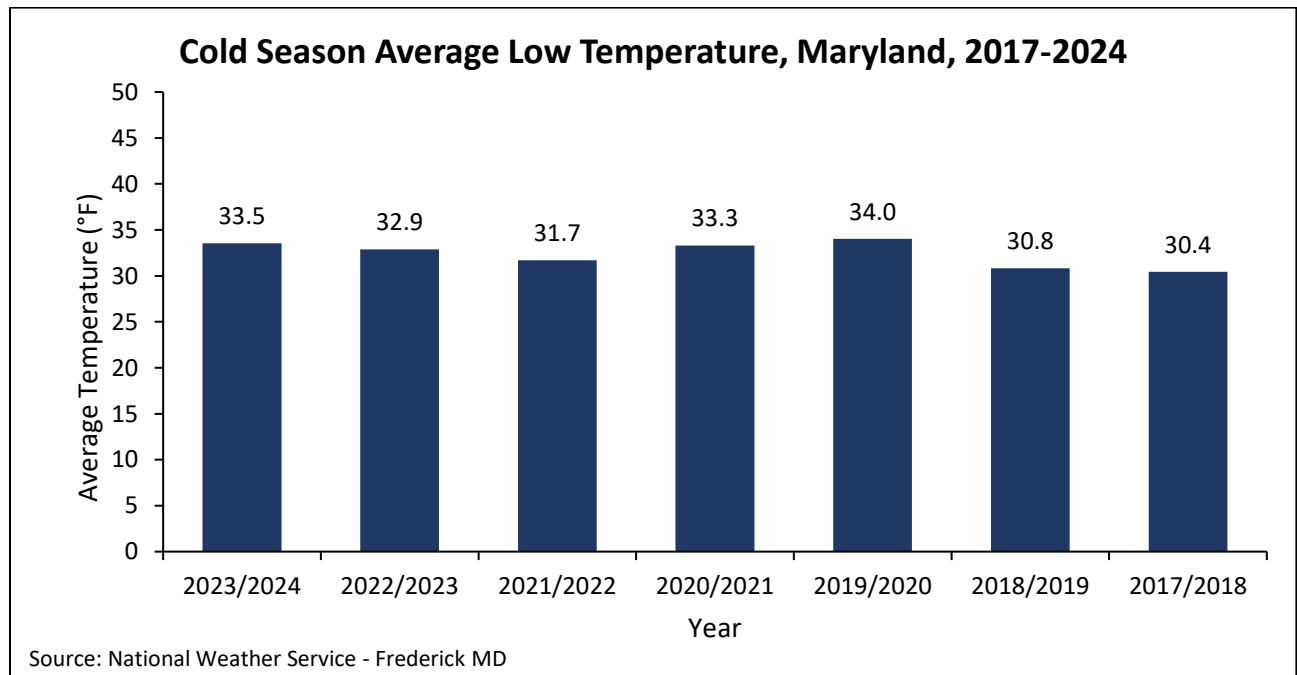
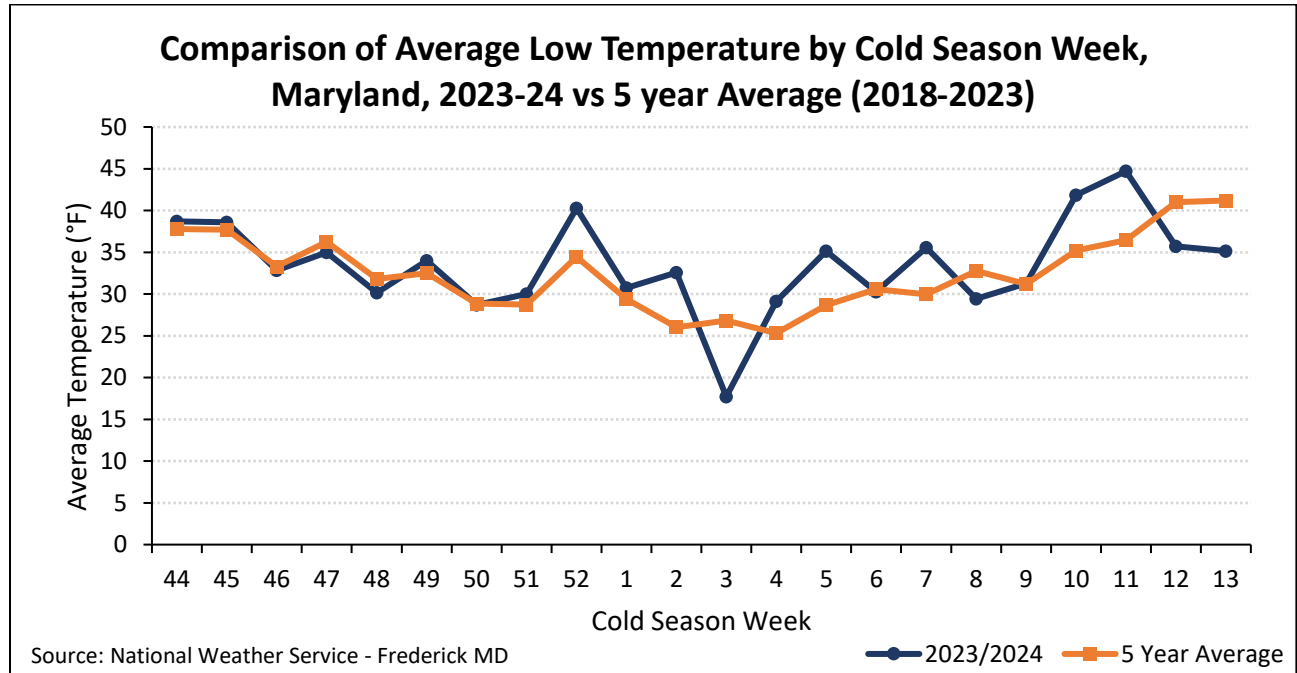
During the 2023/2024 cold season, 72 cold-related deaths were reported. This is a *significant increase* from last year (46 cold-related deaths). Deaths most frequently occurred among the 45-64 (27 deaths) and 65+ (27 deaths) age groups. There were a total of 53 male deaths compared to 19 female deaths. 14 of the 2023/2024 cold season's deaths were among individuals presumed to be experiencing homelessness.

BACKGROUND

The weekly Cold-Related Illness Surveillance Report is disseminated from November through March. The report focuses on extreme cold conditions including temperature, cold-related illness (e.g., frostbite, frostnip, hypothermia), carbon monoxide exposure and cold-related deaths in Maryland.

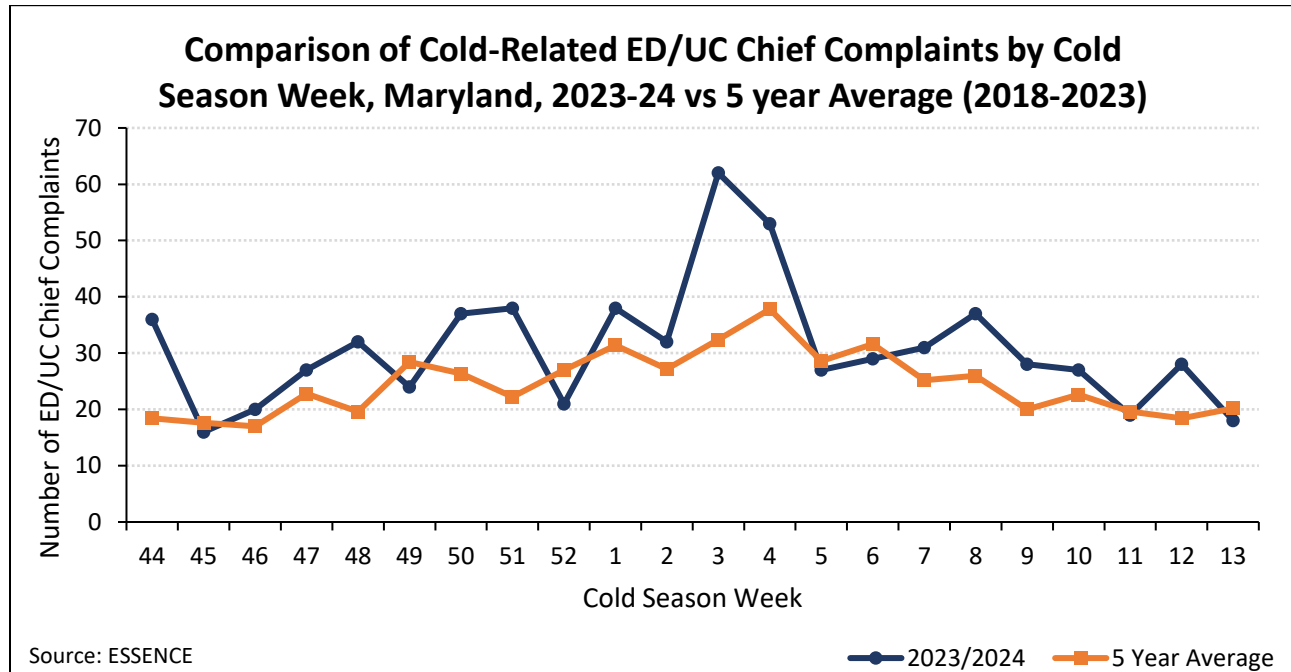
WEATHER

Overall, the 2023/2024 cold season average low temperature was comparable with the average of the last 5 seasons (2018/2019 - 2022/2023). In MMWR week 3, 2024 (1/14/24 - 1/20/24), we did see a drop in temperature with the average low temperature for that week falling to 17.7°F which corresponded to an increase in cold-related ED/UC chief complaints (62 cold-related visits).



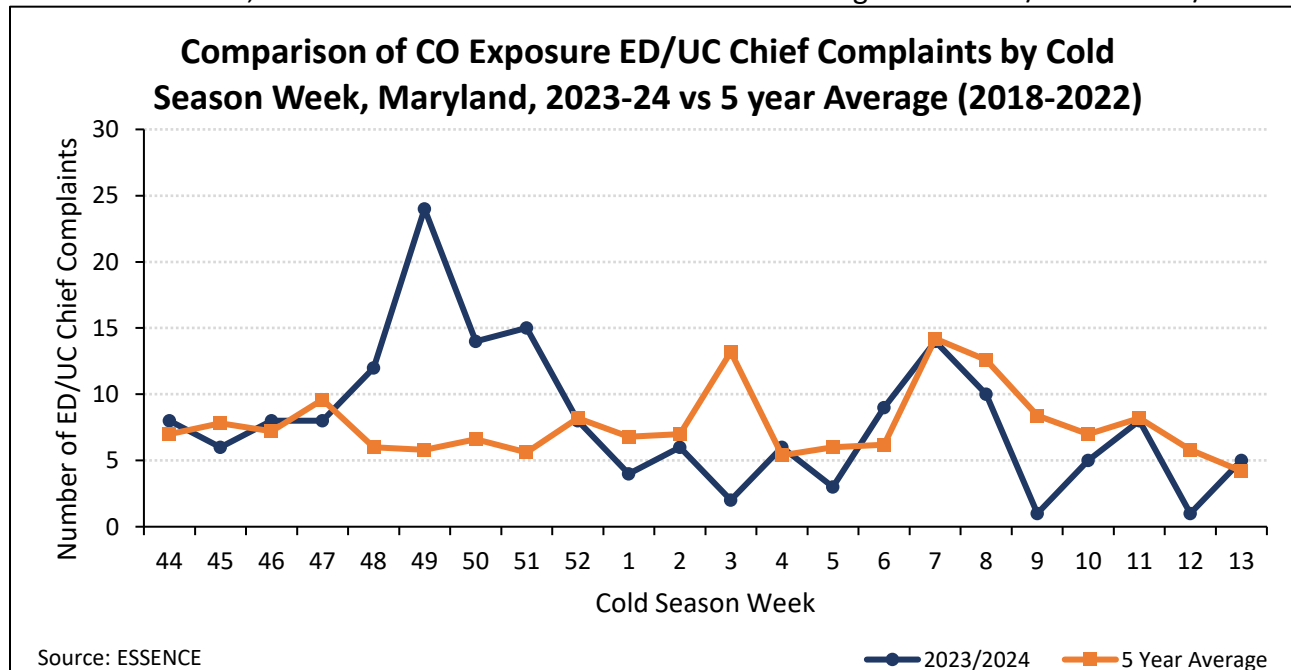
COLD-RELATED ILLNESS

The number of cold-related ED/UC chief complaints for the 2023/2024 season trended slightly higher than the average from 2018/2019 - 2022/2023 and peaked in week 3 (1/14/24 - 1/20/24), where there was a spike in chief complaints corresponding to the decrease in the weekly average low temperature recorded for week 3.

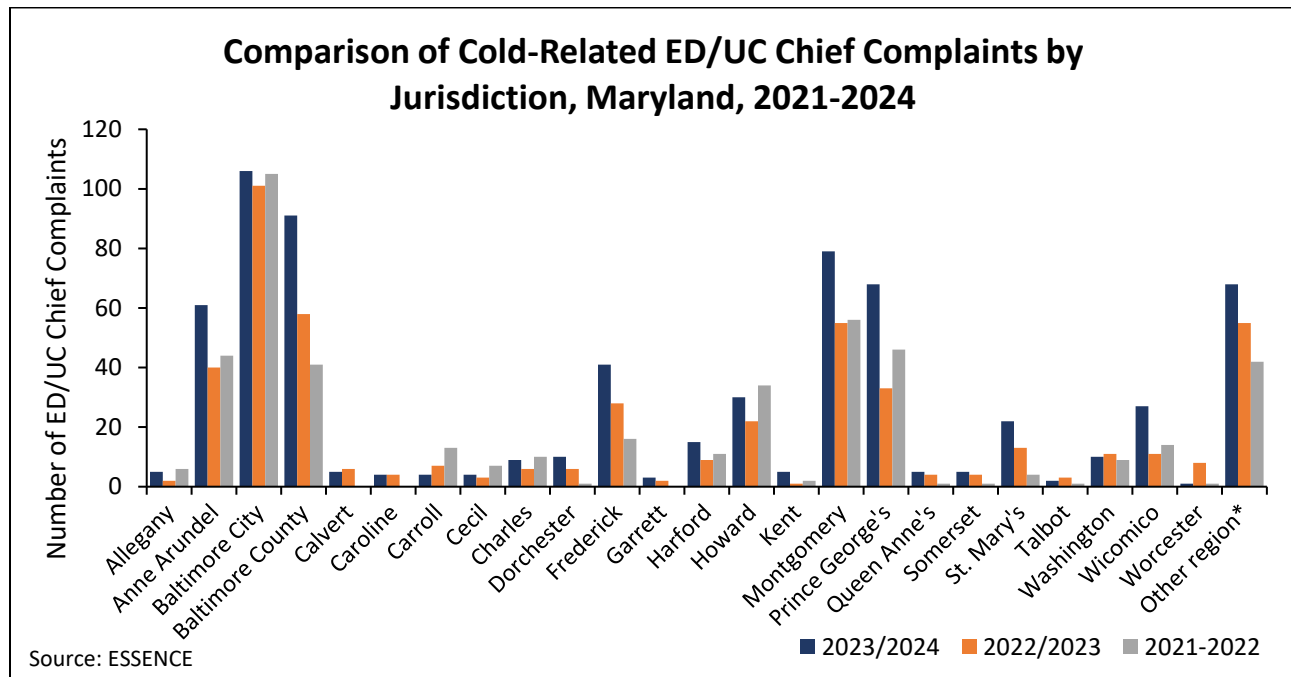


**Note: ESSENCE chief complaint query for cold-related illness contains the following terms: frostbite, frostnip, hypothermia, chilblain, and trench foot*

As for CO exposure-related chief complaints, there were a few spikes during the 2023/2024 season but overall, the trend remained consistent with the average from 2018/2019 - 2021/2022.

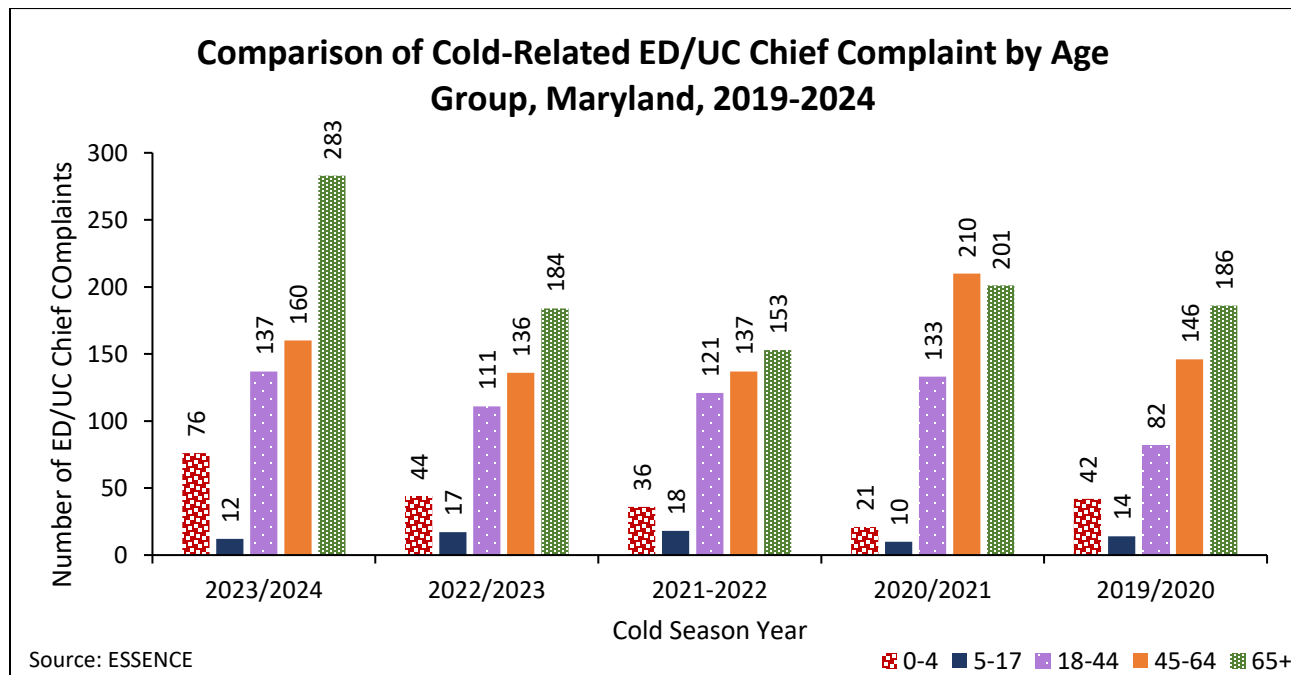


Geographically, cold-related ED/UC chief complaint visits were highest among individuals in Baltimore City, followed by Baltimore, Montgomery, Prince George's and Anne Arundel counties.



*Note: Other region indicates individuals who reside outside of Maryland and were treated within the state

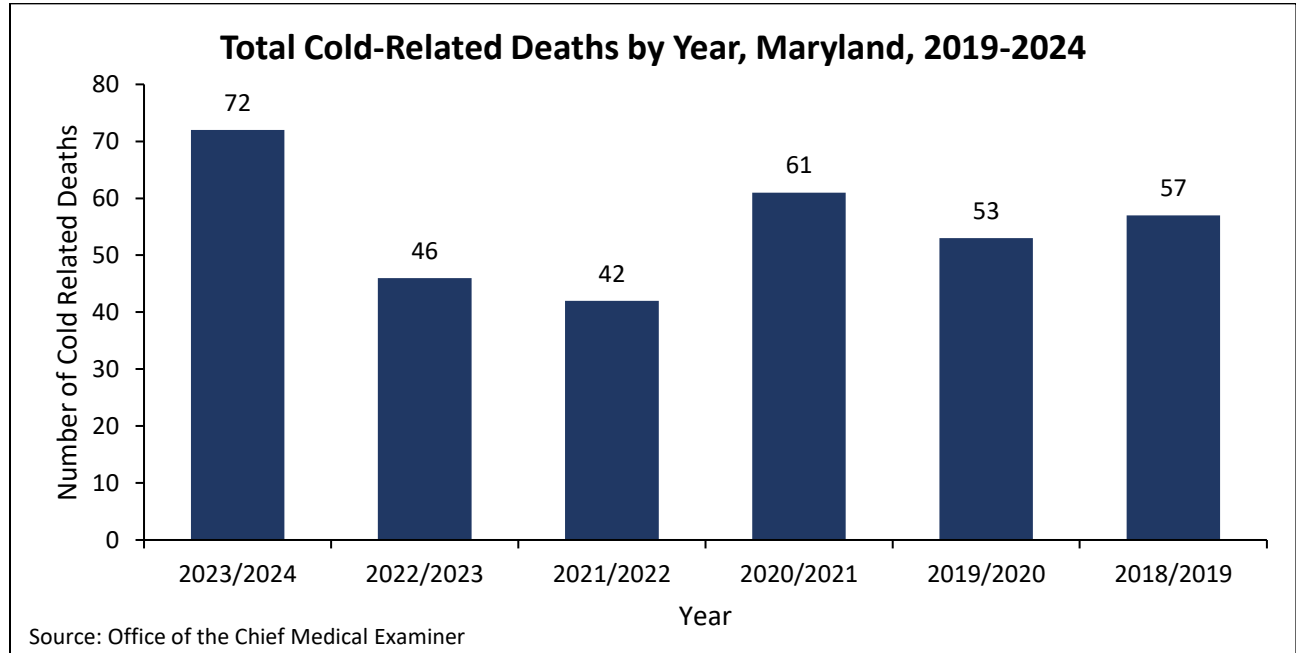
In addition, cold related ED/UC chief complaint visits were highest in the 65+ age group followed by the 45–64-year age group. This trend is consistent with previous seasons (2019/2020 – 2022/2023) in which the 65+ and 45-64 age groups consistently had the highest number of cold related ED/UC chief complaint visits.



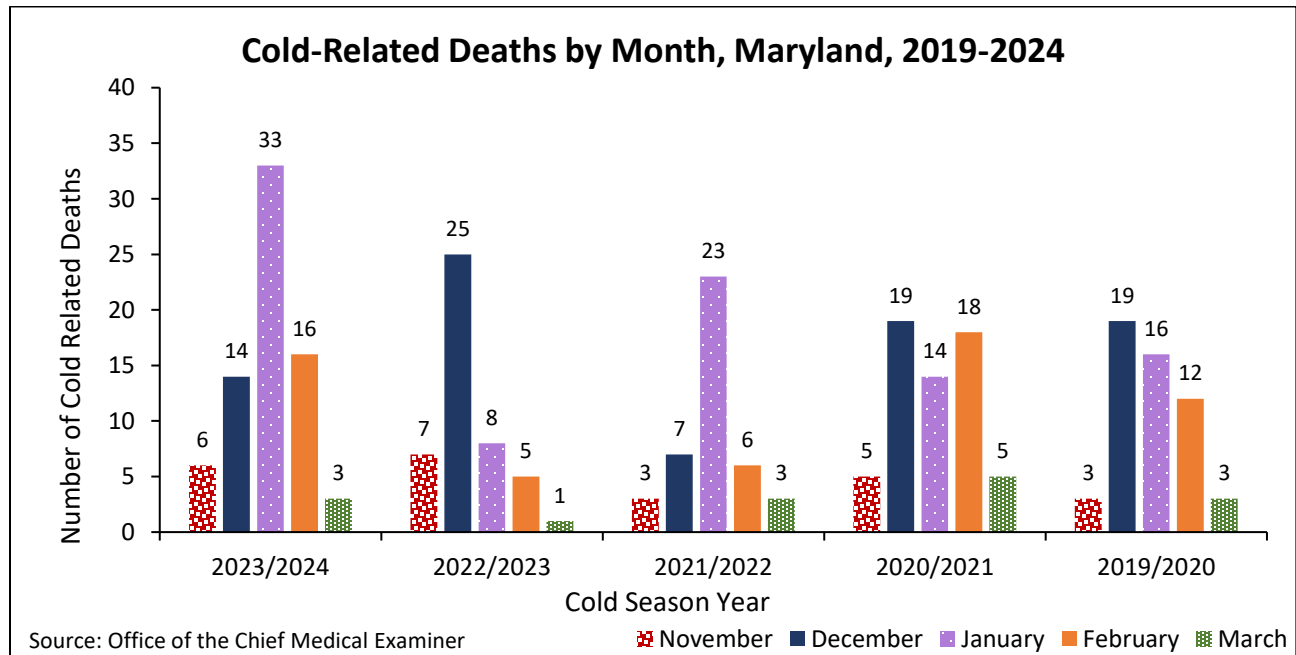
*Note: Weekly numbers for ED/UC chief complaint visits and CO exposure are collected throughout the season and may change as ESSENCE is updated daily. These weekly numbers may therefore not match the summary numbers which are collected at the end of the season.

COLD-RELATED DEATHS

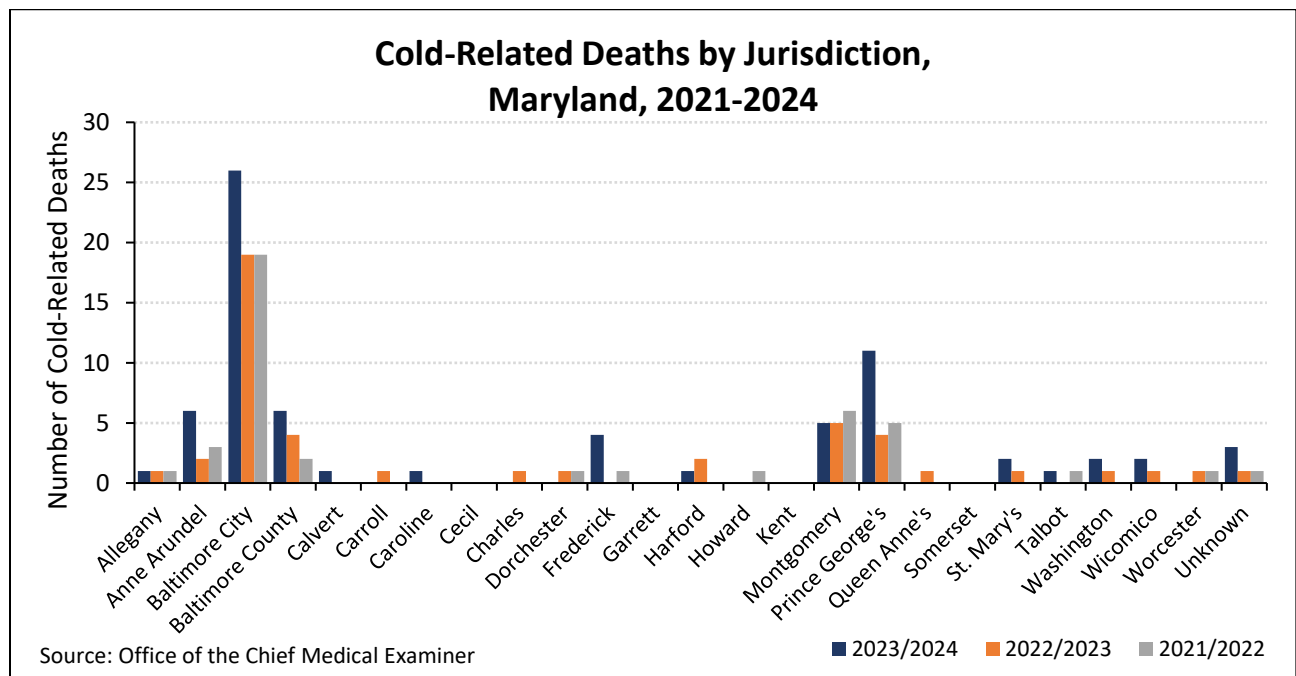
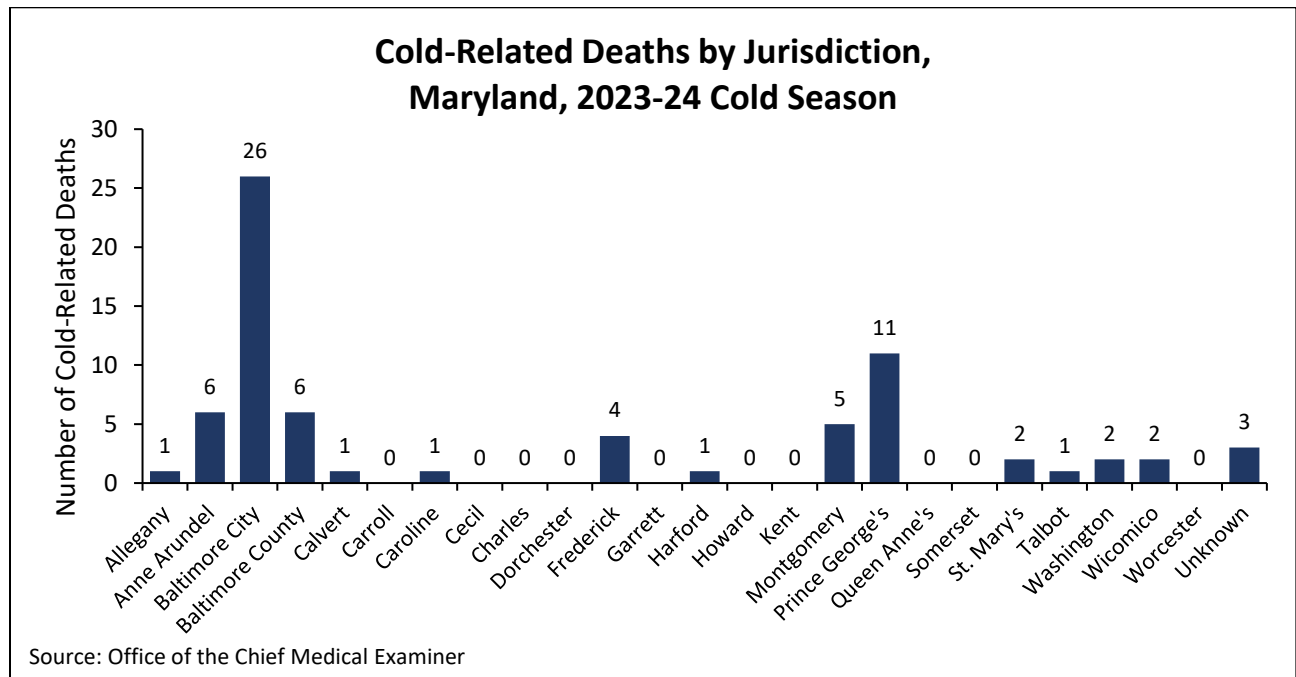
There were 72 cold-related deaths reported by the Office of the Chief Medical Examiner in Maryland during the 2023/2024 cold season. This count is significantly higher than in previous seasons (2018/2019 – 2022/2023).



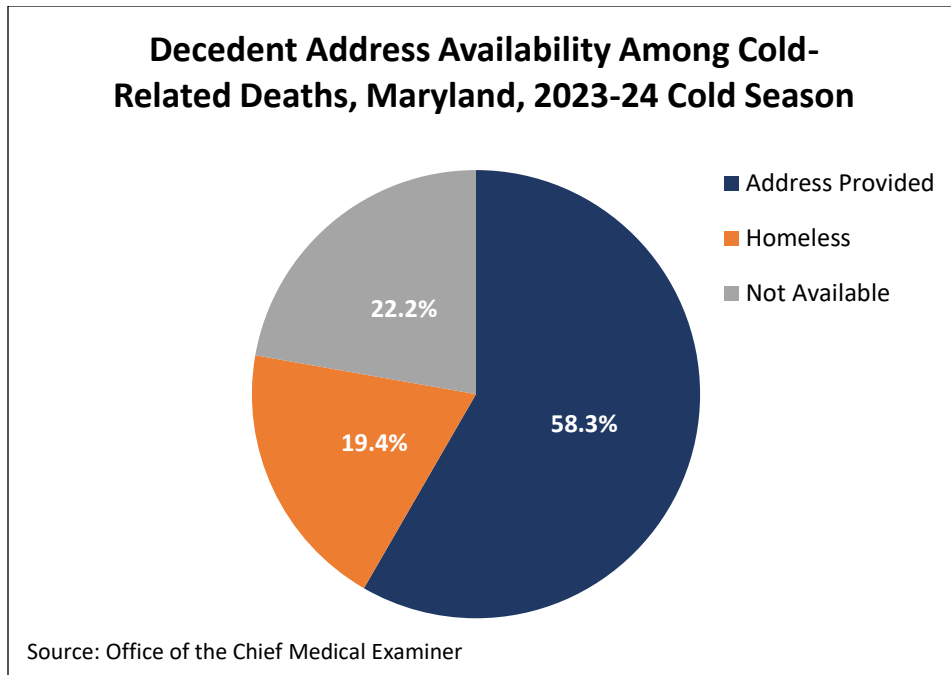
During the 2023/2024 cold season, the largest number of deaths occurred in the month of January (33 deaths). In the 2022/2023 cold season, most of the deaths occurred in December (25 deaths). Historically, the largest number of cold-related deaths have occurred in December and January of the reporting year.



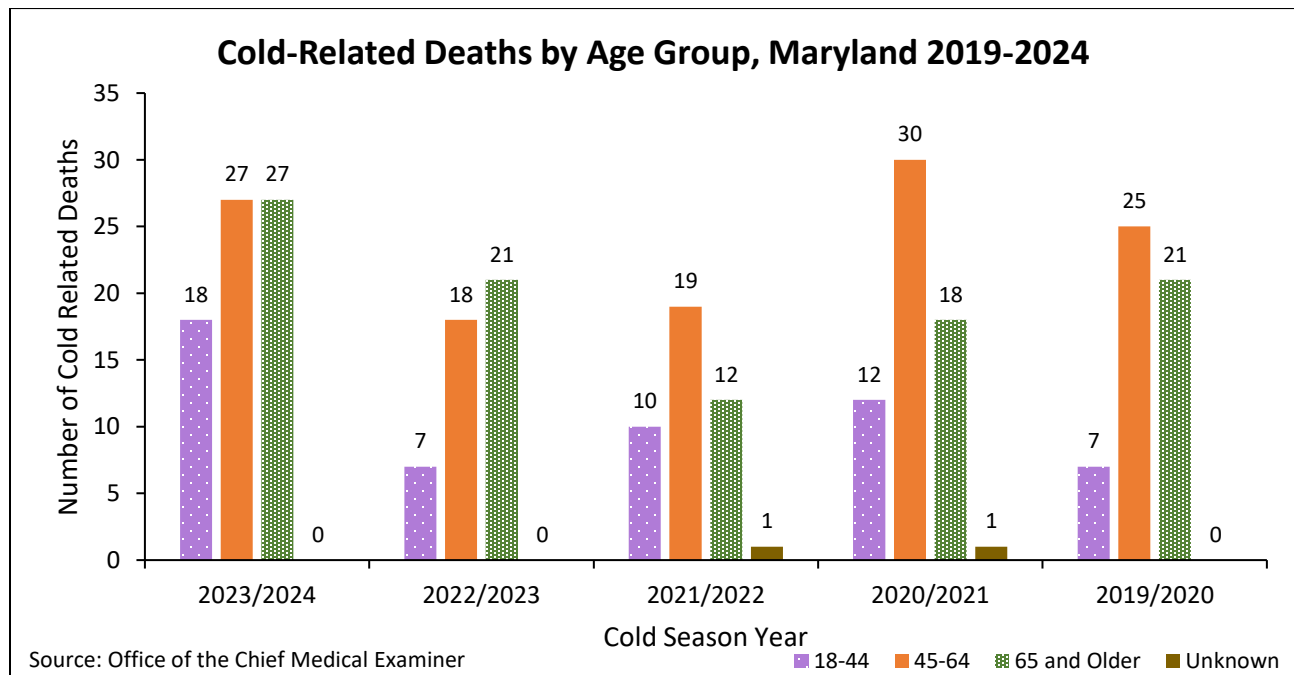
Geographically, the highest number of reported deaths occurred in Baltimore City, followed by Prince George’s, Baltimore, and Anne Arundel counties. In previous cold seasons (2021/2022 – 2022/2023) the highest number of deaths were reported in Baltimore City, Montgomery, Prince George’s, and Baltimore counties.



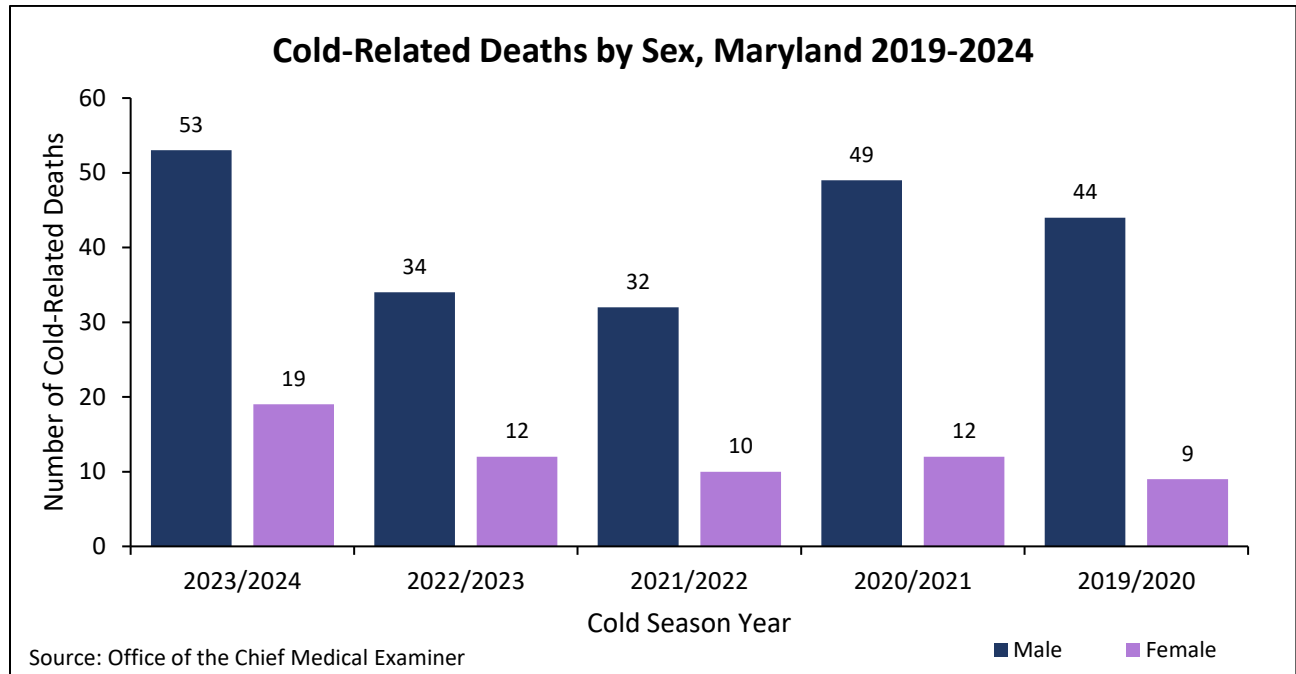
Of the 72 cold-related deaths for the 2023/2024 season, a residential address was available for 42 (58.3%) cases. 14 (19.4%) cases were indicated to be experiencing homelessness. In 16 (22.2%) cases, a residential address was not available, and it could not be determined whether the decedent was experiencing homelessness or not.



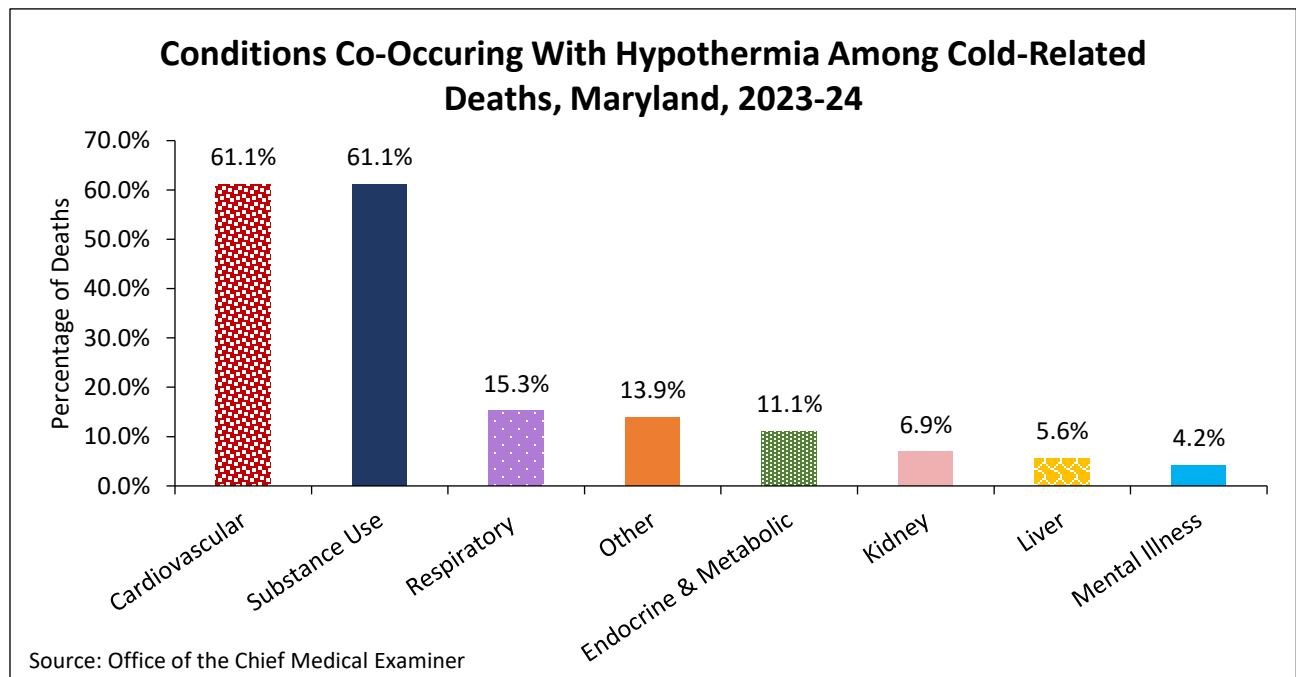
For the 2023/2024 cold season, the most deaths were recorded among individuals in the 45-64 and the 65+ age groups. This trend is consistent with previous seasons.



Most of the deaths reported in the 2023/2024 cold season were among males (53 deaths). This trend is also consistent with previous years.



This season 61% of the deaths reported having cardiovascular conditions and substance use co-occurring with hypothermia at the time of death.



For media inquiries, please contact the Office of Communications: 410-767-6490

Prepared by:

Office of Preparedness and Response
Maryland Department of Health
7462 Candlewood Rd
Hanover, MD 21076

<https://preparedness.health.maryland.gov>

Kurt Seetoo, MPH
Biosurveillance/Data Integration Manager,
Biosurveillance Program
Email: kurt.seetoo@maryland.gov

Peter Fotang, MD, MPH
Biosurveillance Epidemiologist, Biosurveillance
Program
Email: peter.fotang@maryland.gov

Yvonne Romero, MPH
Biosurveillance Epidemiologist, Biosurveillance
Program
Email: yvonne.romero1@maryland.gov

Alizay Jalisi, MPH
DOSE Epidemiologist, Biosurveillance Program
Email: alizay.jalisi@maryland.gov

Nacole Smith
Planning Program Manager
Email: nacoled.smith@maryland.gov

David McCallister
Emergency Communication Coordinator (PIO)
Email: david.mccallister@maryland.gov