

Maryland

Tobacco/ESD Use by Adults: 2012-2017

Behavioral Risk Factor Surveillance System (BRFSS)

CURRENT USE OF TOBACCO/ELECTRONIC SMOKING DEVICES (ESDs)				
<i>Estimated Prevalence (%)</i>	2012	2014	2016	2017*
<i>Confidence Interval (CI)</i>	% CI N	% CI N	% CI N	% CI N
<i>Estimated Number (N)</i>				
Any Tobacco <i>(Any tobacco includes cigarettes, cigars, smokeless tobacco, and other tobacco products, excludes ESDs)</i>	19.4 (18.2-20.7) 856,080	19.0 (17.6-20.4) 884,461	16.6 (15.7-17.5) 780,867	16.3 (15.2-17.3) 767,694
Cigarettes	16.2 (15.0-17.4) 708,885	14.6 (13.4-15.9) 655,824	13.7 (12.9-14.5) 608,816	13.8 (12.8-14.9) 619,227
Cigars	4.4 (3.6-5.2) 169,763	4.5 (3.6-5.4) 192,448	3.7 (3.2-4.2) 154,865	4.3 (3.7-5.0) 183,717
Smokeless Tobacco	2.0 (1.5-2.4) 86,729	1.7 (1.3-2.2) 76,683	1.6 (1.3-1.9) 70,410	1.5 (1.1-1.8) 69,811
ESDs	No BRFSS Data Collected	3.2 (2.5-3.8) 135,090	3.2 (2.8-3.7) 141,529	3.3 (2.7-3.9) 144,115
CURRENT TOBACCO USE — Gender and Race/Ethnicity				
<i>Estimated Prevalence (%)</i>	2012	2014	2016	2017*
<i>Confidence Interval (CI)</i>	% CI N	% CI N	% CI N	% CI N
<i>Estimated Number (N)</i>				
Female	16.1 (14.6-17.7) 383,016	14.6 (13.0-16.2) 354,932	12.9 (11.8-13.9) 316,778	12.6 (11.4-13.9) 311,158
Male	23.5 (21.5-25.6) 507,209	23.9 (21.5-26.2) 529,529	20.6 (19.2-22.1) 464,089	20.3 (18.5-22.0) 456,427
White	21.1 (19.6-22.6) 529,761	19.7 (18.0-21.4) 505,765	18.0 (16.8-19.2) 457,753	16.7 (15.4-18.0) 422,303
African American/Black	20.2 (17.5-22.8) 260,115	21.9 (18.8-25.0) 285,232	16.9 (15.1-18.7) 225,762	17.8 (15.5-20.1) 239,067
Asian	BRFSS Data Not Available	BRFSS Data Not Available	5.5 (3.1-7.8) 16,580	7.3 (3.6-11.0) 22,515
Hispanic/Latino	15.8 (10.0-21.5) 58,461	12.1 (7.3-16.9) 46,888	12.1 (9.1-15.2) 50,910	14.5 (10.2-18.7) 61,697
American Indian/Alaskan Native	BRFSS Data Not Available	28.0 (13.5-42.6) 5,405	42.6 (30.6-54.5) 9,263	31.2 (16.4-46.0) 7,511
**Minority Combined (Race & Female)	17.8 (16.3-19.2) 590,081	17.1 (15.5-18.7) 581,693	14.6 (13.6-15.6) 508,546	14.8 (13.5-16.0) 515,106

When "BRFSS Data Not Available" is noted in the tables, this is due to a high uncertainty or an insufficient sample size.

*Any tobacco includes cigarettes, cigars, and smokeless tobacco, excludes ESDs and other tobacco (pipes, hookah, bidis, kreteks, or dissolvable).

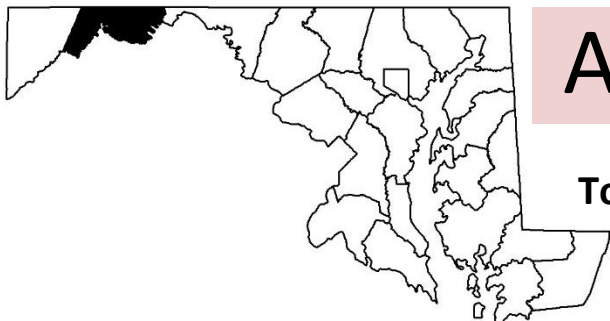
**By CRF/Tobacco legislative statute, minority is defined as an individual of African American, Hispanic, Native American, or Asian descent plus all women (MD Health-General Article §13-1101).

CURRENT TOBACCO USE — Income and Education					
<i>Estimated Prevalence (%)</i>	2012	2014	2016	2017*	
<i>Confidence Interval (CI)</i>	% CI N	% CI N	% CI N	% CI N	
<i>Estimated Number (N)</i>					
Income					
< \$15k	36.7 (30.2-43.3) 113,594	34.5 (26.9-42.1) 93,273	34.7 (29.8-39.7) 98,000	28.5 (22.8-34.2) 71,569	
\$15k- < \$25k	24.8 (20.7-29.0) 139,763	22.6 (18.3-26.9) 132,331	22.6 (19.4-25.8) 110,758	26.2 (22.2-30.2) 136,019	
\$25k- < \$50k	23.8 (20.6-27.0) 202,585	22.5 (18.8-26.2) 173,749	19.6 (17.3-22.0) 143,290	18.2 (15.4-21.1) 129,797	
\$50k- < \$75k	17.2 (14.1-20.2) 107,755	22.5 (18.1-26.9) 125,909	16.6 (14.0-19.1) 94,762	14.7 (12.0-17.4) 87,027	
\$75k +	14.1 (12.5-15.8) 223,886	13.7 (12.0-15.4) 230,637	12.2 (11.0-13.4) 212,024	13.4 (11.8-15.0) 238,214	
Education					
No High School	31.7 (26.5-36.8) 174,072	32.4 (26.2-38.5) 178,390	26.9 (22.8-31.0) 142,259	24.1 (19.3-28.8) 122,815	
High School or GED	25.1 (22.4-27.7) 300,996	25.1 (22.1-28.1) 308,602	22.2 (20.4-24.0) 273,598	23.2 (20.8-25.5) 284,734	
Some College	21.9 (19.4-24.5) 277,274	19.1 (16.5-21.6) 249,007	17.4 (15.6-19.1) 230,664	17.6 (15.5-19.6) 231,322	
College Grad	9.2 (7.9-10.4) 137,121	9.5 (8.1-10.9) 146,193	8.3 (7.4-9.2) 133,897	7.8 (6.7-8.8) 126,716	
HOUSEHOLDS WITH MINOR CHILDREN THAT HAVE RESIDENT ADULT SMOKERS					
<i>Estimated Prevalence (%)</i>	2012	2014	2016	2017	
<i>Confidence Interval (CI)</i>	% CI N	% CI N	% CI N	% CI N	
<i>Estimated Number (N)</i>					
Proportion with Adult Smokers	26.5 (24.8-28.2) 213,250	24.2 (21.6-26.8) 381,195	23.2 (21.4-25.1) 364,391	BRFSS Data Not Collected	
CIGARETTE SMOKING AMONG THOSE RECEIVING MENTAL HEALTH AND/OR SUBSTANCE-RELATED DISORDER SERVICES					
Maryland Outcomes Measurement System Datamart (OMS)					
<i>Prevalence (%)</i>	2014	2015	2016	2017	2018
<i>Number (N)</i>	% N	% N	% N	% N	% N
Mental Health Services	46.2 (26,022)	41.6 (25,536)	40.7 (26,218)	38.3 (25,966)	35.0 (24,963)
Substance-Related Disorder Services	Not Available	68.2 (7,797)	70.3 (17,193)	71.7 (32,614)	69.8 (32,739)
	Both	70.6 (2,354)	69.3 (4,310)	68.5 (7,192)	67.1 (7,589)
PERCENT AND NUMBER OF PREGNANT FEMALES SMOKING DURING PREGNANCY					
Vital Statistics Administration					
<i>Prevalence (%)</i>	2012	2014	2016	2017	
<i>Number (N)</i>	% N	% N	% N	% N	
Proportion of Pregnant Smokers	7.4 (5,351)	6.9 (5,075)	5.9 (4,288)	5.5 (3,927)	

When "BRFSS Data Not Available" is noted in the tables, this is due to a high uncertainty or an insufficient sample size.

*Any tobacco includes cigarettes, cigars, and smokeless tobacco, excludes ESDs and other tobacco (pipes, hookah, bidis, kreteks, or dissolvable).

**By CRF/Tobacco legislative statute, minority is defined as an individual of African American, Hispanic, Native American, or Asian descent plus all women (MD Health-General Article §13-1101).



Allegany County

Tobacco/ESD Use by Adults: 2012-2017

Behavioral Risk Factor Surveillance System (BRFSS)

CURRENT USE OF TOBACCO/ELECTRONIC SMOKING DEVICES (ESDs)				
<i>Estimated Prevalence (%)</i>	2012	2014	2016	2017*
<i>Confidence Interval (CI)</i>	% CI N	% CI N	% CI N	% CI N
<i>Estimated Number (N)</i>				
Any Tobacco <i>(Any tobacco includes cigarettes, cigars, smokeless tobacco, and other tobacco products, excludes ESDs)</i>	28.3 (17.9-38.7) 17,530	23.8 (15.4-32.2) 13,270	21.4 (15.3-27.4) 11,403	28.4 (18.6-38.3) 17,163
Cigarettes	24.4 (14.0-34.8) 14,981	18.7 (11.0-26.3) 10,301	15.6 (10.0-21.1) 8,166	26.4 (16.2-36.7) 15,098
Cigars	BRFSS Data Not Available	BRFSS Data Not Available	BRFSS Data Not Available	BRFSS Data Not Available
Smokeless Tobacco	BRFSS Data Not Available	BRFSS Data Not Available	BRFSS Data Not Available	BRFSS Data Not Available
ESDs	No BRFSS Data Collected	BRFSS Data Not Available	BRFSS Data Not Available	BRFSS Data Not Available
		Available	Available	Available
CURRENT TOBACCO USE — Gender and Race/Ethnicity				
<i>Estimated Prevalence (%)</i>	2012	2014	2016	2017*
<i>Confidence Interval (CI)</i>	% CI N	% CI N	% CI N	% CI N
<i>Estimated Number (N)</i>				
Female	24.6 (11.8-37.5) 7,716	19.2 (10.2-28.2) 5,912	13.3 (8.1-18.5) 3,748	24.5 (11.2-37.8) 7,425
Male	30.5 (14.8-46.2) 9,948	29.5 (14.9-44.1) 7,357	30.3 (19.6-40.9) 7,655	32.4 (17.9-46.9) 9,738
White	29.1 (18.2-39.9) 16,514	24.5 (15.7-33.3) 12,635	19.0 (13.2-24.9) 9,051	24.7 (15.5-33.8) 13,365
African American/Black	BRFSS Data Not Available	BRFSS Data Not Available	BRFSS Data Not Available	BRFSS Data Not Available
Asian	BRFSS Data Not Available	BRFSS Data Not Available	BRFSS Data Not Available	BRFSS Data Not Available
Hispanic/Latino	BRFSS Data Not Available	BRFSS Data Not Available	BRFSS Data Not Available	BRFSS Data Not Available
American Indian/Alaskan Native	BRFSS Data Not Available	BRFSS Data Not Available	BRFSS Data Not Available	BRFSS Data Not Available
**Minority Combined (Race & Female)	21.9 (10.2-33.7) 8,047	19.3 (10.5-28.1) 6,169	18.1 (11.1-25.0) 5,629	23.8 (11.2-36.3) 7,738

When "BRFSS Data Not Available" is noted in the tables, this is due to a high uncertainty or an insufficient sample size.

***Any tobacco** includes cigarettes, cigars, and smokeless tobacco, excludes ESDs and other tobacco (pipes, hookah, bidis, kreteks, or dissolvable).

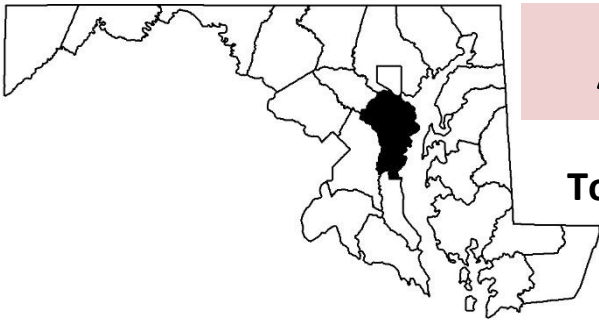
**By CRF/Tobacco legislative statute, minority is defined as an individual of African American, Hispanic, Native American, or Asian descent plus all women (MD Health-General Article §13-1101).

CURRENT TOBACCO USE — Income and Education					
<i>Estimated Prevalence (%)</i>	2012	2014	2016	2017*	
<i>Confidence Interval (CI)</i>	% CI N	% CI N	% CI N	% CI N	
<i>Estimated Number (N)</i>					
Income					
< \$50k	34.7 (20.4-49.0) 12,050	33.6 (20.3-46.9) 9,186	20.2 (12.1-28.3) 5,461	41.6 (26.8-56.5) 13,465	
> \$50k	BRFSS Data Not Available	BRFSS Data Not Available	17.6 (8.5-26.7) 2,343	BRFSS Data Not Available	
Education					
No High School/High School- GED	22.0 (11.6-32.5) 7,718	26.0 (13.8-38.2) 8,162	20.9 (12.7-29.1) 5,025	37.9 (22.8-53.0) 12,271	
Some College/College Grad	34.5 (17.4-51.6) 9,946	21.1 (9.8-32.4) 5,107	21.7 (13.1-30.4) 6,377	17.5 (7.4-27.6) 4,893	
HOUSEHOLDS WITH MINOR CHILDREN THAT HAVE RESIDENT ADULT SMOKERS					
<i>Estimated Prevalence (%)</i>	2012	2014	2016	2017	
<i>Confidence Interval (CI)</i>	% CI N	% CI N	% CI N	% CI N	
<i>Estimated Number (N)</i>					
Proportion with Adult Smokers	31.5 (14.2-48.8) 4,496	44.6 (23.8-65.3) 7,256	40.1 (23.6-56.7) 5,446	BRFSS Data Not Collected	
CIGARETTE SMOKING AMONG THOSE RECEIVING MENTAL HEALTH AND/OR SUBSTANCE-RELATED DISORDER SERVICES					
Maryland Outcomes Measurement System Datamart (OMS)					
<i>Prevalence (%)</i>	2014	2015	2016	2017	2018
<i>Number (N)</i>	% N	% N	% N	% N	% N
Mental Health Services	55.2 (790)	53.1 (736)	54.9 (757)	42.8 (605)	36.1 (540)
Substance-Related Disorder Services	Not Available	77.2 (287)	79.4 (676)	77.0 (1,037)	80.7 (1,085)
Both	Not Available	79.6 (86)	79.4 (154)	65.3 (192)	59.1 (176)
PERCENT AND NUMBER OF PREGNANT FEMALES SMOKING DURING PREGNANCY					
Vital Statistics Administration					
<i>Prevalence (%)</i>	2012	2014	2016	2017	
<i>Number (N)</i>	% N	% N	% N	% N	
Proportion of Pregnant Smokers	26.7 (186)	24.3 (161)	24.7 (153)	20.9 (133)	

When "BRFSS Data Not Available" is noted in the tables, this is due to a high uncertainty or an insufficient sample size.

*Any tobacco includes cigarettes, cigars, and smokeless tobacco, excludes ESDs and other tobacco (pipes, hookah, bidis, kreteks, or dissolvable).

**By CRF/Tobacco legislative statute, minority is defined as an individual of African American, Hispanic, Native American, or Asian descent plus all women (MD Health-General Article §13-1101).



Anne Arundel County

Tobacco/ESD Use by Adults: 2012-2017

Behavioral Risk Factor Surveillance System (BRFSS)

CURRENT USE OF TOBACCO/ELECTRONIC SMOKING DEVICES (ESDs)				
<i>Estimated Prevalence (%)</i>	2012	2014	2016	2017*
<i>Confidence Interval (CI)</i>	% CI N	% CI N	% CI N	% CI N
<i>Estimated Number (N)</i>				
Any Tobacco	21.5	20.2	16.5	18.8
<i>(Any tobacco includes cigarettes, cigars, smokeless tobacco, and other tobacco products, excludes ESDs)</i>	(17.3-25.7)	(15.7-24.7)	(13.5-19.4)	(15.1-22.5)
	81,624	88,211	72,991	84,067
Cigarettes	18.1	15.5	13.7	16.5
	(14.2-22.1)	(11.1-19.8)	(10.9-16.5)	(12.9-20.2)
	68,450	65,144	57,700	70,099
Cigars	4.5	3.1	4.2	4.4
	(2.2-6.7)	(1.6-4.6)	(2.3-6.0)	(2.3-6.5)
	15,138	12,264	16,819	17,824
Smokeless Tobacco	BRFSS Data Not Available	BRFSS Data Not Available	1.6 (0.7-2.6)	BRFSS Data Not Available
ESDs	No BRFSS Data Collected	4.1 (1.7-6.4)	3.8 (1.8-5.8)	3.8 (1.9-5.7)
		16,121	15,867	15,859
CURRENT TOBACCO USE — Gender and Race/Ethnicity				
<i>Estimated Prevalence (%)</i>	2012	2014	2016	2017*
<i>Confidence Interval (CI)</i>	% CI N	% CI N	% CI N	% CI N
<i>Estimated Number (N)</i>				
Female	18.5	15.2	13.1	15.3
	(13.2-23.9)	(10.0-20.3)	(9.5-16.7)	(10.6-20.1)
	39,928	33,866	29,585	34,876
Male	26.0	25.4	20.0	22.4
	(19.4-32.5)	(18.1-32.7)	(15.3-24.6)	(16.7-28.2)
	44,242	54,345	43,406	49,190
White	22.9	22.1	16.7	19.0
	(18.3-27.6)	(16.7-27.5)	(13.4-20.0)	(15.0-23.0)
	66,462	70,350	52,989	60,010
African American/Black	BRFSS Data Not Available	BRFSS Data Not Available	17.8 (8.8-26.9)	BRFSS Data Not Available
Asian	BRFSS Data Not Available	BRFSS Data Not Available	BRFSS Data Not Available	BRFSS Data Not Available
Hispanic/Latino	BRFSS Data Not Available	BRFSS Data Not Available	BRFSS Data Not Available	BRFSS Data Not Available
American Indian/Alaskan Native	BRFSS Data Not Available	BRFSS Data Not Available	BRFSS Data Not Available	BRFSS Data Not Available
**Minority Combined (Race & Female)	19.3	15.9	14.8	16.3
	(14.4-24.3)	(11.0-20.8)	(11.2-18.4)	(11.8-20.8)
	49,656	44,087	42,633	48,055

When "BRFSS Data Not Available" is noted in the tables, this is due to a high uncertainty or an insufficient sample size.

***Any tobacco** includes cigarettes, cigars, and smokeless tobacco, excludes ESDs and other tobacco (pipes, hookah, bidis, kreteks, or dissolvable).

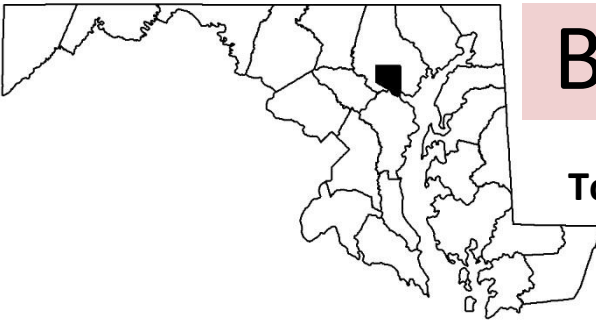
**By CRF/Tobacco legislative statute, minority is defined as an individual of African American, Hispanic, Native American, or Asian descent plus all women (MD Health-General Article §13-1101).

CURRENT TOBACCO USE — Income and Education					
<i>Estimated Prevalence (%)</i>	2012	2014	2016	2017*	
<i>Confidence Interval (CI)</i>	% CI N	% CI N	% CI N	% CI N	
<i>Estimated Number (N)</i>					
Income					
< \$15k	BRFSS Data Not Available	BRFSS Data Not Available	BRFSS Data Not Available	BRFSS Data Not Available	
\$15k- < \$25k	29.1 (13.4-44.7) 12,252	BRFSS Data Not Available	23.2 (11.6-34.9)	38.2 (22.2-54.2)	
\$25k- < \$50k	20.2 (11.7-28.7) 13,038	20.5 (10.7-30.4)	28.0 (17.1-39.0)	28.0 (15.9-40.0)	
\$50k- < \$75k	17.6 (9.3-25.8) 10,058	20.8 (8.9-32.8)	13.1 (6.0-20.2)	22.1 (11.2-33.0)	
\$75k +	21.1 (14.8-27.5) 31,595	17.8 (12.0-23.6)	10.9 (7.7-14.1)	13.1 (8.5-17.7)	
Education					
No High School	BRFSS Data Not Available	BRFSS Data Not Available	23.3 (10.4-36.3)	BRFSS Data Not Available	
High School or GED	26.4 (19.1-33.7) 31,532	17.8 (10.8-24.9)	24.2 (17.9-30.6)	23.6 (15.0-32.1)	
Some College	26.4 (17.3-35.6) 30,256	21.2 (14.0-28.3)	15.7 (10.2-21.3)	24.6 (17.4-31.7)	
College Grad	7.0 (4.4-9.7) 8,405	13.5 (7.4-19.5)	9.5 (6.0-13.1)	8.8 (5.2-12.4)	
HOUSEHOLDS WITH MINOR CHILDREN THAT HAVE RESIDENT ADULT SMOKERS					
<i>Estimated Prevalence (%)</i>	2012	2014	2016	2017	
<i>Confidence Interval (CI)</i>	% CI N	% CI N	% CI N	% CI N	
<i>Estimated Number (N)</i>					
Proportion with Adult Smokers	30.7 (23.1-38.4) 48,196	22.6 (15.1-30.1)	23.6 (17.3-29.9)	BRFSS Data Not Collected	
CIGARETTE SMOKING AMONG THOSE RECEIVING MENTAL HEALTH AND/OR SUBSTANCE-RELATED DISORDER SERVICES					
Maryland Outcomes Measurement System Datamart (OMS)					
<i>Prevalence (%)</i>	2014	2015	2016	2017	2018
<i>Number (N)</i>	% N	% N	% N	% N	% N
Mental Health Services	50.0 (1,402)	45.2 (1,543)	45.4 (1,855)	40.0 (1,855)	33.1 (1,818)
Substance-Related Disorder Services	Not Available	47.0 (388)	61.0 (1,267)	70.2 (3,022)	72.1 (3,301)
Both	Not Available	54.8 (126)	57.0 (303)	61.1 (567)	59.3 (720)
PERCENT AND NUMBER OF PREGNANT FEMALES SMOKING DURING PREGNANCY					
Vital Statistics Administration					
<i>Prevalence (%)</i>	2012	2014	2016	2017	
<i>Number (N)</i>	% N	% N	% N	% N	
Proportion of Pregnant Smokers	7.5 (512)	7.1 (497)	6.0 (417)	5.4 (370)	

When "BRFSS Data Not Available" is noted in the tables, this is due to a high uncertainty or an insufficient sample size.

*Any tobacco includes cigarettes, cigars, and smokeless tobacco, excludes ESDs and other tobacco (pipes, hookah, bidis, kreteks, or dissolvable).

**By CRF/Tobacco legislative statute, minority is defined as an individual of African American, Hispanic, Native American, or Asian descent plus all women (MD Health-General Article §13-1101).



Baltimore City

Tobacco/ESD Use by Adults: 2012-2017

Behavioral Risk Factor Surveillance System (BRFSS)

CURRENT USE OF TOBACCO/ELECTRONIC SMOKING DEVICES (ESDs)				
<i>Estimated Prevalence (%)</i>	2012	2014	2016	2017*
<i>Confidence Interval (CI)</i>	% CI N	% CI N	% CI N	% CI N
<i>Estimated Number (N)</i>				
Any Tobacco	24.2	28.3	24.9	22.7
<i>(Any tobacco includes cigarettes, cigars, smokeless tobacco, and other tobacco products, excludes ESDs)</i>	(19.1-29.3)	(22.6-34.0)	(21.1-28.6)	(18.4-26.9)
	96,402	137,513	120,894	108,656
Cigarettes	21.2	23.1	20.6	22.3
	(16.4-26.0)	(17.8-28.4)	(17.1-24.1)	(17.9-26.7)
	84,398	107,611	93,648	102,203
Cigars	5.7	7.1	7.7	5.9
	(2.6-8.8)	(3.2-10.9)	(5.0-10.3)	(3.3-8.6)
	19,716	30,841	33,410	25,197
Smokeless Tobacco	BRFSS Data Not Available	BRFSS Data Not Available	BRFSS Data Not Available	BRFSS Data Not Available
ESDs	No BRFSS Data Collected	BRFSS Data Not Available	BRFSS Data 4.0 (2.0-5.9)	BRFSS Data Not Available
		Available	17,825	Available
CURRENT TOBACCO USE — Gender and Race/Ethnicity				
<i>Estimated Prevalence (%)</i>	2012	2014	2016	2017*
<i>Confidence Interval (CI)</i>	% CI N	% CI N	% CI N	% CI N
<i>Estimated Number (N)</i>				
Female	20.0	23.5	22.1	19.7
	(14.4-25.5)	(16.4-30.6)	(17.3-27.0)	(14.2-25.2)
	45,894	61,313	57,897	50,740
Male	31.2	33.9	28.0	26.2
	(22.1-40.2)	(24.9-42.9)	(22.1-33.9)	(19.5-32.9)
	54,684	76,201	62,997	57,917
White	18.7	20.5	26.4	18.9
	(11.7-25.7)	(12.3-28.8)	(19.3-33.5)	(11.7-26.2)
	22,841	31,806	40,134	28,324
African American/Black	31.2	35.0	25.4	26.2
	(23.9-38.5)	(27.0-42.9)	(20.6-30.3)	(20.3-32.1)
	74,318	101,013	72,963	73,920
Asian	BRFSS Data Not Available	BRFSS Data Not Available	BRFSS Data Not Available	BRFSS Data Not Available
	Available	Available	Available	Available
Hispanic/Latino	BRFSS Data Not Available	BRFSS Data Not Available	BRFSS Data Not Available	BRFSS Data Not Available
	Available	Available	Available	Available
American Indian/Alaskan Native	BRFSS Data Not Available	BRFSS Data Not Available	BRFSS Data Not Available	BRFSS Data Not Available
	Available	Available	Available	Available
**Minority Combined (Race & Female)	25.9	28.7	23.8	22.8
	(20.3-31.5)	(22.4-35.1)	(19.8-27.8)	(18.2-27.5)
	91,028	114,518	96,658	92,589

When "BRFSS Data Not Available" is noted in the tables, this is due to a high uncertainty or an insufficient sample size.

***Any tobacco** includes cigarettes, cigars, and smokeless tobacco, excludes ESDs and other tobacco (pipes, hookah, bidis, kreteks, or dissolvable).

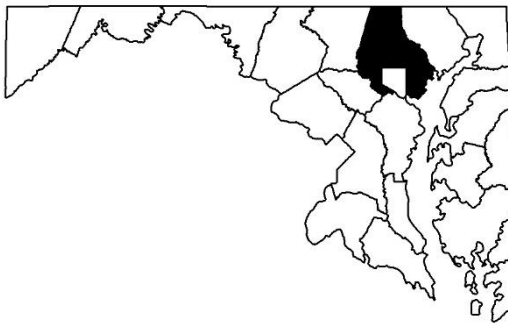
**By CRF/Tobacco legislative statute, minority is defined as an individual of African American, Hispanic, Native American, or Asian descent plus all women (MD Health-General Article §13-1101).

CURRENT TOBACCO USE — Income and Education					
<i>Estimated Prevalence (%)</i>	2012	2014	2016	2017*	
<i>Confidence Interval (CI)</i>	% CI N	% CI N	% CI N	% CI N	
<i>Estimated Number (N)</i>					
Income					
< \$15k	47.8 (30.0-65.6) 22,558	55.7 (39.0-72.4) 31,275	54.9 (43.3-66.4) 31,749	43.6 (25.9-61.2) 19,026	
\$15k- < \$25k	32.5 (18.5-46.4) 22,933	29.1 (16.9-41.2) 32,141	28.7 (19.2-38.2) 24,465	32.6 (20.8-44.3) 26,417	
\$25k- < \$50k	21.6 (12.8-30.3) 23,190	30.5 (17.2-43.9) 33,744	23.5 (16.5-30.5) 25,714	16.3 (8.3-24.3) 16,000	
\$50k- < \$75k	19.3 (8.3-30.4) 11,407	BRFSS Data Not Available	BRFSS Data Not Available	BRFSS Data Not Available	
\$75k +	BRFSS Data Not Available	BRFSS Data Not Available	12.8 (7.1-18.5) 10,733	17.5 (8.4-26.7) 16,879	
Education					
No High School	36.2 (22.6-49.8) 31,163	47.9 (31.1-64.6) 40,170	41.8 (30.8-52.8) 41,417	42.2 (27.3-57.0) 34,634	
High School or GED	34.8 (23.8-45.9) 35,253	36.3 (25.5-47.2) 55,792	27.1 (20.5-33.7) 40,037	28.7 (20.4-37.0) 36,254	
Some College	19.5 (11.4-27.6) 21,637	23.2 (12.2-34.2) 26,295	21.0 (13.7-28.3) 24,700	19.0 (12.2-25.9) 23,971	
College Grad	11.9 (5.4-18.3) 12,524	10.7 (5.0-16.5) 14,207	12.1 (8.2-16.0) 14,740	9.7 (4.6-14.7) 13,786	
HOUSEHOLDS WITH MINOR CHILDREN THAT HAVE RESIDENT ADULT SMOKERS					
<i>Estimated Prevalence (%)</i>	2012	2014	2016	2017	
<i>Confidence Interval (CI)</i>	% CI N	% CI N	% CI N	% CI N	
<i>Estimated Number (N)</i>					
Proportion with Adult Smokers	31.6 (21.3-41.8) 36,345	37.7 (26.3-49.1) 56,260	34.1 (26.1-42.0) 50,265	BRFSS Data Not Collected	
CIGARETTE SMOKING AMONG THOSE RECEIVING MENTAL HEALTH AND/OR SUBSTANCE-RELATED DISORDER SERVICES					
Maryland Outcomes Measurement System Datamart (OMS)					
<i>Prevalence (%)</i>	2014	2015	2016	2017	2018
<i>Number (N)</i>	% N	% N	% N	% N	% N
Mental Health Services	49.7 (8,409)	41.7 (7,285)	40.1 (6,943)	39.1 (7,074)	37.5 (7,066)
Substance-Related Disorder Services	Not Available	70.5 (1,494)	72.8 (5,733)	74.6 (11,574)	71.4 (11,253)
Both	Not Available	71.3 (523)	72.0 (1,384)	69.3 (2,508)	69.0 (2,809)
PERCENT AND NUMBER OF PREGNANT FEMALES SMOKING DURING PREGNANCY					
Vital Statistics Administration					
<i>Prevalence (%)</i>	2012	2014	2016	2017	
<i>Number (N)</i>	% N	% N	% N	% N	
Proportion of Pregnant Smokers	10.4 (945)	10.4 (924)	10.1 (864)	8.9 (709)	

When "BRFSS Data Not Available" is noted in the tables, this is due to a high uncertainty or an insufficient sample size.

*Any tobacco includes cigarettes, cigars, and smokeless tobacco, excludes ESDs and other tobacco (pipes, hookah, bidis, kreteks, or dissolvable).

**By CRF/Tobacco legislative statute, minority is defined as an individual of African American, Hispanic, Native American, or Asian descent plus all women (MD Health-General Article §13-1101).



Baltimore County

Tobacco/ESD Use by Adults: 2012-2017

Behavioral Risk Factor Surveillance System (BRFSS)

CURRENT USE OF TOBACCO/ELECTRONIC SMOKING DEVICES (ESDs)				
<i>Estimated Prevalence (%)</i>	2012	2014	2016	2017*
<i>Confidence Interval (CI)</i>	% CI N	% CI N	% CI N	% CI N
<i>Estimated Number (N)</i>				
Any Tobacco <i>(Any tobacco includes cigarettes, cigars, smokeless tobacco, and other tobacco products, excludes ESDs)</i>	22.8 (19.2-26.3) 166,242	22.0 (17.9-26.0) 143,359	17.3 (14.8-19.8) 113,885	15.2 (12.5-17.8) 99,526
Cigarettes	19.0 (15.7-22.4) 138,639	17.7 (13.9-21.4) 110,734	15.0 (12.5-17.4) 93,518	12.9 (10.5-15.4) 79,770
Cigars	4.9 (2.8-6.9) 32,194	4.0 (1.7-6.3) 24,243	3.6 (2.3-4.9) 21,453	3.6 (2.0-5.2) 21,716
Smokeless Tobacco	BRFSS Data Not Available	BRFSS Data Not Available	1.0 (0.5-1.6) 6,427	BRFSS Data Not Available
ESDs	No BRFSS Data Collected	5.9 (3.2-8.5) 35,949	3.1 (1.9-4.3) 19,090	3.4 (1.8-5.1) 20,910
CURRENT TOBACCO USE — Gender and Race/Ethnicity				
<i>Estimated Prevalence (%)</i>	2012	2014	2016	2017*
<i>Confidence Interval (CI)</i>	% CI N	% CI N	% CI N	% CI N
<i>Estimated Number (N)</i>				
Female	20.1 (15.6-24.6) 89,670	17.2 (12.9-21.4) 60,024	15.5 (12.2-18.7) 54,500	11.5 (8.6-14.5) 40,392
Male	27.5 (22.0-33.0) 81,754	27.5 (20.5-34.5) 83,335	19.4 (15.5-23.4) 59,385	19.5 (15.0-24.0) 59,134
White	26.9 (22.5-31.4) 111,406	24.0 (18.8-29.3) 98,589	19.9 (16.4-23.3) 79,738	14.6 (11.4-17.7) 57,478
African American/Black	20.2 (13.9-26.6) 49,930	21.1 (13.1-29.1) 34,783	14.4 (9.9-18.8) 24,700	17.1 (11.4-22.8) 29,809
Asian	BRFSS Data Not Available	BRFSS Data Not Available	BRFSS Data Not Available	BRFSS Data Not Available
Hispanic/Latino	BRFSS Data Not Available	BRFSS Data Not Available	BRFSS Data Not Available	BRFSS Data Not Available
American Indian/Alaskan Native	BRFSS Data Not Available	BRFSS Data Not Available	BRFSS Data Not Available	BRFSS Data Not Available
**Minority Combined (Race & Female)	20.4 (16.3-24.4) 114,872	18.6 (14.4-22.9) 88,306	15.8 (13.0-18.6) 75,354	14.0 (11.0-17.0) 65,308

When "BRFSS Data Not Available" is noted in the tables, this is due to a high uncertainty or an insufficient sample size.

***Any tobacco** includes cigarettes, cigars, and smokeless tobacco, excludes ESDs and other tobacco (pipes, hookah, bidis, kreteks, or dissolvable).

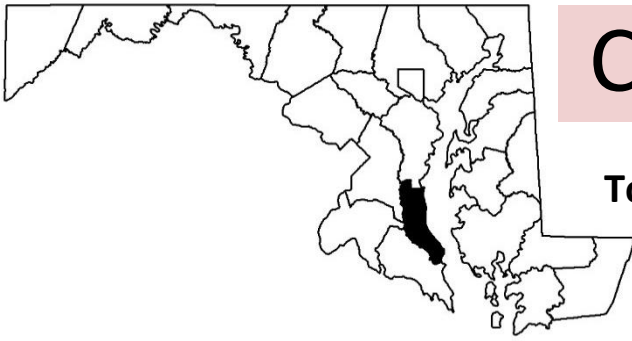
**By CRF/Tobacco legislative statute, minority is defined as an individual of African American, Hispanic, Native American, or Asian descent plus all women (MD Health-General Article §13-1101).

CURRENT TOBACCO USE — Income and Education					
<i>Estimated Prevalence (%)</i>	2012	2014	2016	2017*	
<i>Confidence Interval (CI)</i>	% CI N	% CI N	% CI N	% CI N	
<i>Estimated Number (N)</i>					
Income					
< \$15k	47.2 (31.2-63.2) 27,578	36.6 (18.9-54.4) 9,734	33.6 (21.2-46.0) 14,390	21.4 (11.2-31.6) 7,904	
\$15k- < \$25k	26.9 (17.0-36.8) 30,858	30.9 (18.6-43.2) 33,992	24.0 (15.7-32.4) 18,248	24.6 (15.4-33.7) 19,808	
\$25k- < \$50k	27.2 (18.7-35.7) 40,150	25.4 (14.4-36.4) 27,392	17.7 (11.1-24.3) 20,151	16.9 (10.7-23.1) 15,894	
\$50k- < \$75k	17.3 (9.2-25.3) 21,718	17.0 (8.7-25.3) 14,913	20.0 (11.9-28.0) 18,381	16.7 (8.9-24.4) 17,554	
\$75k +	15.9 (11.7-20.1) 33,043	17.5 (11.6-23.3) 35,227	14.1 (10.3-17.9) 28,873	12.4 (8.5-16.3) 26,810	
Education					
No High School	38.0 (24.6-51.4) 34,696	30.1 (14.2-46.0) 25,395	29.1 (16.9-41.3) 17,804	BRFSS Data Not Available	
High School or GED	30.5 (23.1-37.9) 63,055	31.4 (22.5-40.2) 56,665	20.5 (15.7-25.4) 38,336	20.6 (14.9-26.4) 35,015	
Some College	20.2 (14.2-26.2) 43,646	18.9 (12.6-25.1) 35,058	20.9 (15.5-26.2) 38,545	16.2 (11.5-20.9) 34,078	
College Grad	13.2 (9.2-17.1) 30,027	13.1 (8.2-17.9) 25,941	8.6 (6.2-11.0) 19,200	8.6 (5.9-11.4) 17,719	
HOUSEHOLDS WITH MINOR CHILDREN THAT HAVE RESIDENT ADULT SMOKERS					
<i>Estimated Prevalence (%)</i>	2012	2014	2016	2017	
<i>Confidence Interval (CI)</i>	% CI N	% CI N	% CI N	% CI N	
<i>Estimated Number (N)</i>					
Proportion with Adult Smokers	32.9 (26.1-39.6) 90,479	26.6 (18.7-34.3) 55,705	28.0 (22.4-33.6) 62,063	BRFSS Data Not Collected	
CIGARETTE SMOKING AMONG THOSE RECEIVING MENTAL HEALTH AND/OR SUBSTANCE-RELATED DISORDER SERVICES					
Maryland Outcomes Measurement System Datamart (OMS)					
<i>Prevalence (%)</i>	2014	2015	2016	2017	2018
<i>Number (N)</i>	% N	% N	% N	% N	% N
Mental Health Services	44.6 (3,561)	40.3 (3,478)	40.2 (3,656)	37.1 (3,629)	34.6 (3,509)
Substance-Related Disorder Services	Not Available	69.2 (786)	73.5 (2,358)	75.8 (5,060)	68.5 (4,814)
Both	Not Available	71.4 (182)	72.6 (527)	71.8 (1,028)	67.6 (976)
PERCENT AND NUMBER OF PREGNANT FEMALES SMOKING DURING PREGNANCY					
Vital Statistics Administration					
<i>Prevalence (%)</i>	2012	2014	2016	2017	
<i>Number (N)</i>	% N	% N	% N	% N	% N
Proportion of Pregnant Smokers	8.1 (777)	7.8 (779)	6.2 (606)	6.0 (590)	

When "BRFSS Data Not Available" is noted in the tables, this is due to a high uncertainty or an insufficient sample size.

*Any tobacco includes cigarettes, cigars, and smokeless tobacco, excludes ESDs and other tobacco (pipes, hookah, bidis, kreteks, or dissolvable).

**By CRF/Tobacco legislative statute, minority is defined as an individual of African American, Hispanic, Native American, or Asian descent plus all women (MD Health-General Article §13-1101).



Calvert County

Tobacco/ESD Use by Adults: 2012-2017

Behavioral Risk Factor Surveillance System (BRFSS)

CURRENT USE OF TOBACCO/ELECTRONIC SMOKING DEVICES (ESDs)				
<i>Estimated Prevalence (%)</i>	2012	2014	2016	2017*
<i>Confidence Interval (CI)</i>	% CI N	% CI N	% CI N	% CI N
<i>Estimated Number (N)</i>				
Any Tobacco <i>(Any tobacco includes cigarettes, cigars, smokeless tobacco, and other tobacco products, excludes ESDs)</i>	27.2 (19.5-34.8) 18,800	22.9 (15.2-30.6) 17,046	22.1 (16.6-27.7) 16,777	20.7 (14.2-27.2) 16,493
Cigarettes	18.9 (13.1-24.6) 13,014	19.2 (11.6-26.9) 14,082	16.2 (11.3-21.1) 11,581	18.7 (12.4-25.1) 14,507
Cigars	BRFSS Data Not Available	BRFSS Data Not Available	BRFSS Data Not Available	BRFSS Data Not Available
Smokeless Tobacco	BRFSS Data Not Available	BRFSS Data Not Available	BRFSS Data Not Available	BRFSS Data Not Available
ESDs	No BRFSS Data Collected	BRFSS Data Not Available	BRFSS Data Not Available	BRFSS Data Not Available

CURRENT TOBACCO USE — Gender and Race/Ethnicity				
<i>Estimated Prevalence (%)</i>	2012	2014	2016	2017*
<i>Confidence Interval (CI)</i>	% CI N	% CI N	% CI N	% CI N
<i>Estimated Number (N)</i>				
Female	24.1 (14.2-34.1) 9,200	17.7 (9.0-26.4) 7,507	18.0 (11.2-24.8) 7,021	16.3 (9.1-23.6) 6,810
Male	31.7 (19.7-43.8) 10,005	29.8 (16.4-43.2) 9,538	26.5 (17.7-35.3) 9,756	25.5 (14.6-36.4) 9,683
White	26.4 (18.2-34.5) 14,076	24.6 (16.0-33.3) 15,788	25.1 (18.6-31.6) 14,998	22.9 (15.4-30.5) 14,673
African American/Black	BRFSS Data Not Available	BRFSS Data Not Available	BRFSS Data Not Available	BRFSS Data Not Available
Asian	BRFSS Data Not Available	BRFSS Data Not Available	BRFSS Data Not Available	BRFSS Data Not Available
Hispanic/Latino	BRFSS Data Not Available	BRFSS Data Not Available	BRFSS Data Not Available	BRFSS Data Not Available
American Indian/Alaskan Native	BRFSS Data Not Available	BRFSS Data Not Available	BRFSS Data Not Available	BRFSS Data Not Available
**Minority Combined (Race & Female)	25.2 (15.5-34.9) 11,868	17.3 (9.1-25.4) 7,948	17.0 (10.8-23.1) 7,579	17.7 (10.6-24.8) 8,180

When "BRFSS Data Not Available" is noted in the tables, this is due to a high uncertainty or an insufficient sample size.

***Any tobacco** includes cigarettes, cigars, and smokeless tobacco, excludes ESDs and other tobacco (pipes, hookah, bidis, kreteks, or dissolvable).

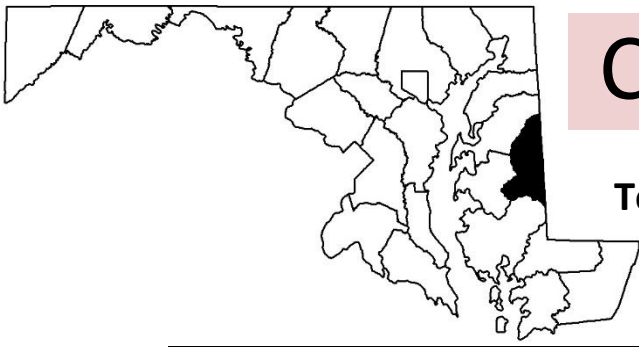
**By CRF/Tobacco legislative statute, minority is defined as an individual of African American, Hispanic, Native American, or Asian descent plus all women (MD Health-General Article §13-1101).

CURRENT TOBACCO USE — Income and Education					
<i>Estimated Prevalence (%)</i>	2012	2014	2016	2017*	
<i>Confidence Interval (CI)</i>	% CI N	% CI N	% CI N	% CI N	
<i>Estimated Number (N)</i>					
Income					
< \$50k	31.8 (16.4-47.2) 6,441	34.7 (14.6-54.9) 6,826	27.5 (14.8-40.1) 4,392	BRFSS Data Not Available	
> \$50k	27.7 (18.1-37.4) 12,235	20.8 (13.3-28.4) 9,593	22.7 (15.7-29.7) 10,329	19.7 (11.5-27.9) 10,238	
Education					
No High School/High School- GED	36.0 (22.9-49.1) 10,898	30.7 (16.0-45.3) 7,370	28.3 (18.8-37.7) 9,539	28.1 (16.3-40.0) 10,200	
Some College/College Grad	21.3 (12.4-30.1) 8,307	19.4 (10.4-28.3) 9,675	17.2 (10.9-23.6) 7,238	13.0 (6.3-19.7) 5,538	
HOUSEHOLDS WITH MINOR CHILDREN THAT HAVE RESIDENT ADULT SMOKERS					
<i>Estimated Prevalence (%)</i>	2012	2014	2016	2017	
<i>Confidence Interval (CI)</i>	% CI N	% CI N	% CI N	% CI N	
<i>Estimated Number (N)</i>					
Proportion with Adult Smokers	34.4 (21.4-47.4) 9,246	38.4 (24.0-52.9) 12,167	38.0 (25.6-50.4) 9,370	BRFSS Data Not Collected	
CIGARETTE SMOKING AMONG THOSE RECEIVING MENTAL HEALTH AND/OR SUBSTANCE-RELATED DISORDER SERVICES					
Maryland Outcomes Measurement System Datamart (OMS)					
<i>Prevalence (%)</i>	2014	2015	2016	2017	2018
<i>Number (N)</i>	% N	% N	% N	% N	% N
Mental Health Services	58.6 (413)	57.9 (405)	56.1 (428)	54.2 (482)	54.0 (539)
Substance-Related Disorder Services	Not Available	76.1 (169)	68.3 (300)	73.9 (529)	74.0 (548)
Both	Not Available	75.4 (49)	70.9 (105)	74.3 (194)	74.0 (222)
PERCENT AND NUMBER OF PREGNANT FEMALES SMOKING DURING PREGNANCY					
Vital Statistics Administration					
<i>Prevalence (%)</i>	2012	2014	2016	2017	
<i>Number (N)</i>	% N	% N	% N	% N	
Proportion of Pregnant Smokers	13.8 (126)	11.8 (107)	9.3 (84)	9.2 (83)	

When "BRFSS Data Not Available" is noted in the tables, this is due to a high uncertainty or an insufficient sample size.

*Any tobacco includes cigarettes, cigars, and smokeless tobacco, excludes ESDs and other tobacco (pipes, hookah, bidis, kreteks, or dissolvable).

**By CRF/Tobacco legislative statute, minority is defined as an individual of African American, Hispanic, Native American, or Asian descent plus all women (MD Health-General Article §13-1101).



Caroline County

Tobacco/ESD Use by Adults: 2012-2017

Behavioral Risk Factor Surveillance System (BRFSS)

CURRENT USE OF TOBACCO/ELECTRONIC SMOKING DEVICES (ESDs)				
<i>Estimated Prevalence (%)</i>	2012	2014	2016	2017*
<i>Confidence Interval (CI)</i>	% CI N	% CI N	% CI N	% CI N
<i>Estimated Number (N)</i>				
Any Tobacco <i>(Any tobacco includes cigarettes, cigars, smokeless tobacco, and other tobacco products, excludes ESDs)</i>	27.6 (14.1-41.1) 7,727	23.4 (13.6-33.1) 6,653	29.2 (22.2-36.2) 7,595	24.7 (16.9-32.6) 7,695
Cigarettes	26.2 (12.7-39.6) 7,302	21.9 (12.0-31.7) 6,033	27.9 (20.7-35.2) 6,938	23.9 (15.8-32.0) 7,021
Cigars	BRFSS Data Not Available	BRFSS Data Not Available	BRFSS Data Not Available	BRFSS Data Not Available
Smokeless Tobacco	BRFSS Data Not Available	BRFSS Data Not Available	BRFSS Data Not Available	BRFSS Data Not Available
ESDs	No BRFSS Data Collected	BRFSS Data Not Available	BRFSS Data Not Available	BRFSS Data Not Available

CURRENT TOBACCO USE — Gender and Race/Ethnicity				
<i>Estimated Prevalence (%)</i>	2012	2014	2016	2017*
<i>Confidence Interval (CI)</i>	% CI N	% CI N	% CI N	% CI N
<i>Estimated Number (N)</i>				
Female	16.0 (7.1-25.0) 1,936	BRFSS Data Not Available	24.2 (16.2-32.1) 3,283	25.8 (13.9-37.8) 4,129
Male	BRFSS Data Not Available	31.0 (14.7-47.3) 4,558	34.7 (23.2-46.2) 4,312	23.6 (13.7-33.6) 3,566
White	31.8 (16.8-46.7) 7,014	25.6 (14.3-36.9) 5,275	31.2 (23.8-38.7) 6,052	24.8 (17.1-32.4) 5,647
African American/Black	BRFSS Data Not Available	BRFSS Data Not Available	BRFSS Data Not Available	BRFSS Data Not Available
Asian	BRFSS Data Not Available	BRFSS Data Not Available	BRFSS Data Not Available	BRFSS Data Not Available
Hispanic/Latino	BRFSS Data Not Available	BRFSS Data Not Available	BRFSS Data Not Available	BRFSS Data Not Available
American Indian/Alaskan Native	BRFSS Data Not Available	BRFSS Data Not Available	BRFSS Data Not Available	BRFSS Data Not Available
**Minority Combined (Race & Female)	BRFSS Data Not Available	19.2 (8.0-30.4) 3,382	27.1 (18.3-35.9) 4,522	22.4 (12.1-32.8) 4,391

When "BRFSS Data Not Available" is noted in the tables, this is due to a high uncertainty or an insufficient sample size.

***Any tobacco** includes cigarettes, cigars, and smokeless tobacco, excludes ESDs and other tobacco (pipes, hookah, bidis, kreteks, or dissolvable).

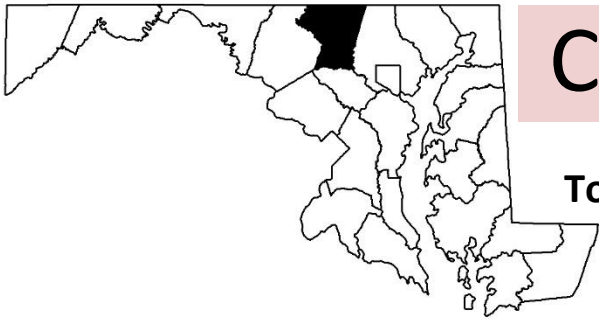
**By CRF/Tobacco legislative statute, minority is defined as an individual of African American, Hispanic, Native American, or Asian descent plus all women (MD Health-General Article §13-1101).

CURRENT TOBACCO USE — Income and Education						
<i>Estimated Prevalence (%)</i>		2012	2014	2016	2017*	
<i>Confidence Interval (CI)</i>		% CI N	% CI N	% CI N	% CI N	
<i>Estimated Number (N)</i>						
Income						
< \$50k		BRFSS Data Not Available	33.5 (16.1-51.0) 3,949	32.5 (21.4-43.6) 4,195	27.3 (14.0-40.7) 4,046	
> \$50k		BRFSS Data Not Available	BRFSS Data Not Available	30.1 (19.2-41.1) 2,786	17.0 (8.6-25.4) 1,976	
Education						
No High School/High School- GED		BRFSS Data Not Available	34.2 (14.9-53.6) 6,360	32.2 (17.2-47.1) 5,546	33.0 (23.3-42.7) 6,649	25.3 (16.5-34.1) 4,649
Some College/College Grad		BRFSS Data Not Available	BRFSS Data Not Available	21.9 (14.0-29.7) 1,945	BRFSS Data Not Available	
HOUSEHOLDS WITH MINOR CHILDREN THAT HAVE RESIDENT ADULT SMOKERS						
<i>Estimated Prevalence (%)</i>		2012	2014	2016	2017	
<i>Confidence Interval (CI)</i>		% CI N	% CI N	% CI N	% CI N	
<i>Estimated Number (N)</i>						
Proportion with Adult Smokers		BRFSS Data Not Available	BRFSS Data Not Available	54.0 (39.9-68.1) 4,594	BRFSS Data Not Collected	
CIGARETTE SMOKING AMONG THOSE RECEIVING MENTAL HEALTH AND/OR SUBSTANCE-RELATED DISORDER SERVICES						
Maryland Outcomes Measurement System Datamart (OMS)						
<i>Prevalence (%)</i>		2014	2015	2016	2017	2018
<i>Number (N)</i>		% N	% N	% N	% N	% N
Mental Health Services		52.1 (309)	51.5 (308)	42.9 (280)	44.3 (297)	44.6 (333)
Substance-Related Disorder Services		Not Available	71.7 (134)	64.9 (168)	53.8 (232)	54.7 (245)
Both		Not Available	78.2 (43)	70.6 (36)	62.4 (53)	58.2 (71)
PERCENT AND NUMBER OF PREGNANT FEMALES SMOKING DURING PREGNANCY						
Vital Statistics Administration						
<i>Prevalence (%)</i>		2012	2014	2016	2017	
<i>Number (N)</i>		% N	% N	% N	% N	
Proportion of Pregnant Smokers		17.1 (63)	15.0 (56)	13.7 (53)	13.8 (52)	

When "BRFSS Data Not Available" is noted in the tables, this is due to a high uncertainty or an insufficient sample size.

*Any tobacco includes cigarettes, cigars, and smokeless tobacco, excludes ESDs and other tobacco (pipes, hookah, bidis, kreteks, or dissolvable).

**By CRF/Tobacco legislative statute, minority is defined as an individual of African American, Hispanic, Native American, or Asian descent plus all women (MD Health-General Article §13-1101).



Carroll County

Tobacco/ESD Use by Adults: 2012-2017

Behavioral Risk Factor Surveillance System (BRFSS)

CURRENT USE OF TOBACCO/ELECTRONIC SMOKING DEVICES (ESDs)				
<i>Estimated Prevalence (%)</i>	2012	2014	2016	2017*
<i>Confidence Interval (CI)</i>	% CI N	% CI N	% CI N	% CI N
<i>Estimated Number (N)</i>				
Any Tobacco <i>(Any tobacco includes cigarettes, cigars, smokeless tobacco, and other tobacco products, excludes ESDs)</i>	23.2 (15.6-30.8) 29,043	20.2 (10.3-30.1) 24,730	21.5 (14.9-28.0) 27,814	18.3 (10.9-25.6) 24,770
Cigarettes	17.9 (11.1-24.7) 22,302	17.3 (7.8-26.8) 20,969	15.0 (9.0-20.9) 18,718	15.2 (7.9-22.4) 19,995
Cigars	BRFSS Data Not Available	BRFSS Data Not Available	BRFSS Data Not Available	BRFSS Data Not Available
Smokeless Tobacco	BRFSS Data Not Available	BRFSS Data Not Available	BRFSS Data Not Available	BRFSS Data Not Available
ESDs	No BRFSS Data Collected	BRFSS Data Not Available	BRFSS Data Not Available	BRFSS Data Not Available
		Available	Available	Available
CURRENT TOBACCO USE — Gender and Race/Ethnicity				
<i>Estimated Prevalence (%)</i>	2012	2014	2016	2017*
<i>Confidence Interval (CI)</i>	% CI N	% CI N	% CI N	% CI N
<i>Estimated Number (N)</i>				
Female	20.1 (11.3-29.0) 12,237	BRFSS Data Not Available	15.6 (8.7-22.5) 10,215	14.7 (5.2-24.2) 11,059
Male	27.1 (15.2-39.0) 17,931	BRFSS Data Not Available	27.5 (16.6-38.3) 17,599	22.7 (11.3-34.1) 13,711
White	22.5 (14.8-30.1) 26,597	22.2 (11.5-32.8) 24,310	21.1 (14.2-27.9) 25,165	15.5 (8.4-22.5) 18,628
African American/Black	BRFSS Data Not Available	BRFSS Data Not Available	BRFSS Data Not Available	BRFSS Data Not Available
Asian	BRFSS Data Not Available	BRFSS Data Not Available	BRFSS Data Not Available	BRFSS Data Not Available
Hispanic/Latino	BRFSS Data Not Available	BRFSS Data Not Available	BRFSS Data Not Available	BRFSS Data Not Available
American Indian/Alaskan Native	BRFSS Data Not Available	BRFSS Data Not Available	BRFSS Data Not Available	BRFSS Data Not Available
**Minority Combined (Race & Female)	22.2 (13.0-31.4) 14,636	BRFSS Data Not Available	17.2 (10.3-24.1) 12,567	20.0 (9.8-30.3) 17,201

When "BRFSS Data Not Available" is noted in the tables, this is due to a high uncertainty or an insufficient sample size.

*Any tobacco includes cigarettes, cigars, and smokeless tobacco, excludes ESDs and other tobacco (pipes, hookah, bidis, kreteks, or dissolvable).

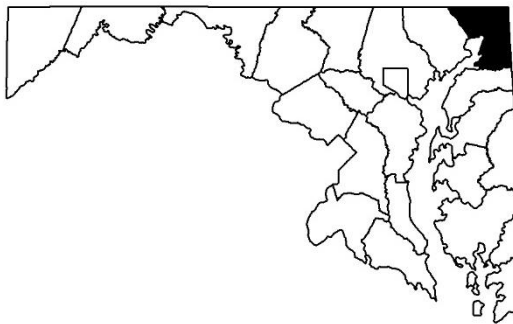
**By CRF/Tobacco legislative statute, minority is defined as an individual of African American, Hispanic, Native American, or Asian descent plus all women (MD Health-General Article §13-1101).

CURRENT TOBACCO USE — Income and Education					
<i>Estimated Prevalence (%)</i>	2012	2014	2016	2017*	
<i>Confidence Interval (CI)</i>	% CI N	% CI N	% CI N	% CI N	
<i>Estimated Number (N)</i>					
Income					
< \$50k	33.0 (17.9-48.1) 16,328	BRFSS Data Not Available	29.1 (12.8-45.3) 7,363	27.8 (12.0-43.7) 8,382	
> \$50k	12.1 (6.0-18.2) 7,405	BRFSS Data Not Available	21.1 (12.7-29.4) 16,793	BRFSS Data Not Available	
Education					
No High School/High School- GED	29.3 (15.0-43.5) 13,610	BRFSS Data Not Available	25.9 (13.9-37.8) 13,941	BRFSS Data Not Available	
Some College/College Grad	20.7 (12.5-28.9) 16,558	BRFSS Data Not Available	18.4 (11.2-25.5) 13,874	16.4 (7.6-25.1) 12,447	
HOUSEHOLDS WITH MINOR CHILDREN THAT HAVE RESIDENT ADULT SMOKERS					
<i>Estimated Prevalence (%)</i>	2012	2014	2016	2017	
<i>Confidence Interval (CI)</i>	% CI N	% CI N	% CI N	% CI N	
<i>Estimated Number (N)</i>					
Proportion with Adult Smokers	41.4 (24.4-58.3) 17,048	BRFSS Data Not Available	29.4 (18.4-40.3) 12,456	BRFSS Data Not Collected	
CIGARETTE SMOKING AMONG THOSE RECEIVING MENTAL HEALTH AND/OR SUBSTANCE-RELATED DISORDER SERVICES					
Maryland Outcomes Measurement System Datamart (OMS)					
<i>Prevalence (%)</i>	2014	2015	2016	2017	2018
<i>Number (N)</i>	% N	% N	% N	% N	% N
Mental Health Services	50.7 (539)	47.6 (547)	48.4 (607)	46.2 (622)	45.7 (674)
Substance-Related Disorder Services	Not Available	76.0 (279)	79.7 (510)	77.0 (868)	75.3 (865)
Both	Not Available	71.6 (73)	75.9 (110)	70.9 (161)	75.8 (185)
PERCENT AND NUMBER OF PREGNANT FEMALES SMOKING DURING PREGNANCY					
Vital Statistics Administration					
<i>Prevalence (%)</i>	2012	2014	2016	2017	
<i>Number (N)</i>	% N	% N	% N	% N	
Proportion of Pregnant Smokers	10.6 (170)	10.0 (161)	8.7 (150)	7.7 (121)	

When "BRFSS Data Not Available" is noted in the tables, this is due to a high uncertainty or an insufficient sample size.

*Any tobacco includes cigarettes, cigars, and smokeless tobacco, excludes ESDs and other tobacco (pipes, hookah, bidis, kreteks, or dissolvable).

**By CRF/Tobacco legislative statute, minority is defined as an individual of African American, Hispanic, Native American, or Asian descent plus all women (MD Health-General Article §13-1101).



Cecil County

Tobacco/ESD Use by Adults: 2012-2017

Behavioral Risk Factor Surveillance System (BRFSS)

CURRENT USE OF TOBACCO/ELECTRONIC SMOKING DEVICES (ESDs)				
<i>Estimated Prevalence (%)</i>	2012	2014	2016	2017*
<i>Confidence Interval (CI)</i>	% CI N	% CI N	% CI N	% CI N
<i>Estimated Number (N)</i>				
Any Tobacco <i>(Any tobacco includes cigarettes, cigars, smokeless tobacco, and other tobacco products, excludes ESDs)</i>	26.1 (16.3-35.8) 20,515	12.3 (7.9-16.7) 9,468	28.3 (22.5-34.2) 22,424	26.6 (19.7-33.6) 20,596
Cigarettes	23.0 (13.4-32.5) 18,089	12.4 (7.9-17.0) 9,100	25.3 (19.4-31.2) 19,146	24.5 (17.7-31.3) 17,792
Cigars	BRFSS Data Not Available	BRFSS Data Not Available	BRFSS Data Not Available	BRFSS Data Not Available
Smokeless Tobacco	BRFSS Data Not Available	BRFSS Data Not Available	BRFSS Data Not Available	BRFSS Data Not Available
ESDs	No BRFSS Data Collected	BRFSS Data Not Available	BRFSS Data Not Available	BRFSS Data Not Available

CURRENT TOBACCO USE — Gender and Race/Ethnicity				
<i>Estimated Prevalence (%)</i>	2012	2014	2016	2017*
<i>Confidence Interval (CI)</i>	% CI N	% CI N	% CI N	% CI N
<i>Estimated Number (N)</i>				
Female	21.8 (10.9-32.6) 9,096	12.1 (6.7-17.5) 4,473	24.5 (17.7-31.2) 9,832	25.6 (16.2-35.0) 10,968
Male	31.2 (15.1-47.3) 11,806	12.5 (5.6-19.4) 4,995	32.3 (22.7-41.8) 12,592	27.8 (17.5-38.1) 9,546
White	25.8 (15.2-36.3) 17,564	11.4 (7.0-15.8) 8,098	27.4 (21.3-33.4) 18,910	27.0 (19.7-34.4) 17,916
African American/Black	BRFSS Data Not Available	BRFSS Data Not Available	BRFSS Data Not Available	BRFSS Data Not Available
Asian	BRFSS Data Not Available	BRFSS Data Not Available	BRFSS Data Not Available	BRFSS Data Not Available
Hispanic/Latino	BRFSS Data Not Available	BRFSS Data Not Available	BRFSS Data Not Available	BRFSS Data Not Available
American Indian/Alaskan Native	BRFSS Data Not Available	BRFSS Data Not Available	BRFSS Data Not Available	BRFSS Data Not Available
**Minority Combined (Race & Female)	22.8 (12.2-33.5) 10,566	13.1 (7.5-18.7) 5,274	26.9 (19.8-34.0) 12,233	24.9 (16.0-33.8) 11,568

When "BRFSS Data Not Available" is noted in the tables, this is due to a high uncertainty or an insufficient sample size.

***Any tobacco** includes cigarettes, cigars, and smokeless tobacco, excludes ESDs and other tobacco (pipes, hookah, bidis, kreteks, or dissolvable).

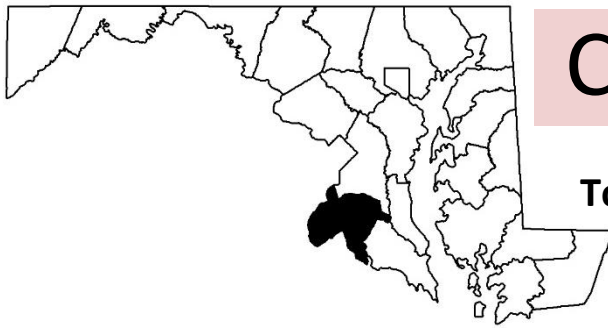
**By CRF/Tobacco legislative statute, minority is defined as an individual of African American, Hispanic, Native American, or Asian descent plus all women (MD Health-General Article §13-1101).

CURRENT TOBACCO USE — Income and Education				
<i>Estimated Prevalence (%)</i>	2012	2014	2016	2017*
<i>Confidence Interval (CI)</i>	% CI N	% CI N	% CI N	% CI N
<i>Estimated Number (N)</i>				
Income				
< \$50k	32.3 (15.7-48.9)	17.5 (9.4-25.6)	40.8 (30.2-51.5)	35.0 (22.9-47.0)
	12,102	5,119	11,523	10,148
> \$50k	15.3 (7.1-23.5)	BRFSS Data Not Available	19.7 (11.7-27.6)	16.7 (9.1-24.2)
	4,742	Available	6,176	5,765
Education				
No High School/High School- GED	31.4 (16.4-46.4)	15.3 (8.2-22.4)	39.9 (30.5-49.3)	32.8 (21.7-43.9)
	13,544	5,872	16,558	12,151
Some College/College Grad	20.3 (9.7-30.8)	9.7 (4.3-15.2)	15.6 (10.2-21.0)	21.0 (13.1-28.9)
	7,357	3,596	5,866	8,445
HOUSEHOLDS WITH MINOR CHILDREN THAT HAVE RESIDENT ADULT SMOKERS				
<i>Estimated Prevalence (%)</i>	2012	2014	2016	2017
<i>Confidence Interval (CI)</i>	% CI N	% CI N	% CI N	% CI N
<i>Estimated Number (N)</i>				
Proportion with Adult Smokers	31.7 (14.2-49.2)	27.3 (11.4-43.2)	37.6 (27.4-47.8)	BRFSS Data Not Collected
	10,813	6,526	12,495	
CIGARETTE SMOKING AMONG THOSE RECEIVING MENTAL HEALTH AND/OR SUBSTANCE-RELATED DISORDER SERVICES				
Maryland Outcomes Measurement System Datamart (OMS)				
<i>Prevalence (%)</i>	2014	2015	2016	2017
<i>Number (N)</i>	% N	% N	% N	% N
Mental Health Services	51.7 (678)	53.6 (866)	52.8 (876)	50.3 (868)
	Not Available	78.3 (278)	58.9 (443)	57.6 (941)
Substance-Related Disorder Services	Not Available	77.4 (72)	55.7 (73)	61.3 (185)
	Not Available	77.4 (72)	55.7 (73)	63.5 (148)
Both	Not Available	77.4 (72)	55.7 (73)	61.3 (185)
	Not Available	77.4 (72)	55.7 (73)	63.5 (148)
PERCENT AND NUMBER OF PREGNANT FEMALES SMOKING DURING PREGNANCY				
Vital Statistics Administration				
<i>Prevalence (%)</i>	2012	2014	2016	2017
<i>Number (N)</i>	% N	% N	% N	% N
Proportion of Pregnant Smokers	21.2 (246)	21.6 (203)	19.1 (211)	17.0 (194)

When "BRFSS Data Not Available" is noted in the tables, this is due to a high uncertainty or an insufficient sample size.

*Any tobacco includes cigarettes, cigars, and smokeless tobacco, excludes ESDs and other tobacco (pipes, hookah, bidis, kreteks, or dissolvable).

**By CRF/Tobacco legislative statute, minority is defined as an individual of African American, Hispanic, Native American, or Asian descent plus all women (MD Health-General Article §13-1101).



Charles County

Tobacco/ESD Use by Adults: 2012-2017

Behavioral Risk Factor Surveillance System (BRFSS)

CURRENT USE OF TOBACCO/ELECTRONIC SMOKING DEVICES (ESDs)				
<i>Estimated Prevalence (%)</i>	2012	2014	2016	2017*
<i>Confidence Interval (CI)</i>	% CI N	% CI N	% CI N	% CI N
<i>Estimated Number (N)</i>				
Any Tobacco <i>(Any tobacco includes cigarettes, cigars, smokeless tobacco, and other tobacco products, excludes ESDs)</i>	20.5 (13.5-27.4) 27,840	17.4 (11.9-22.9) 20,642	17.0 (13.1-20.8) 20,425	18.4 (13.1-23.6) 22,538
Cigarettes	19.3 (12.3-26.3) 26,018	12.2 (7.2-17.1) 13,972	13.1 (9.8-16.5) 15,086	14.5 (9.5-19.5) 16,842
Cigars	BRFSS Data Not Available	BRFSS Data Not Available	BRFSS Data Not Available	BRFSS Data Not Available
Smokeless Tobacco	BRFSS Data Not Available	BRFSS Data Not Available	BRFSS Data Not Available	BRFSS Data Not Available
ESDs	No BRFSS Data Collected	BRFSS Data Not Available	4.0 (1.7-6.3) 4,485	BRFSS Data Not Available
CURRENT TOBACCO USE — Gender and Race/Ethnicity				
<i>Estimated Prevalence (%)</i>	2012	2014	2016	2017*
<i>Confidence Interval (CI)</i>	% CI N	% CI N	% CI N	% CI N
<i>Estimated Number (N)</i>				
Female	9.6 (5.1-14.2) 6,687	13.3 (6.3-20.4) 8,336	11.4 (7.3-15.4) 7,193	14.7 (9.2-20.2) 9,466
Male	31.5 (19.5-43.5) 21,446	21.9 (13.3-30.6) 12,305	23.2 (16.3-30.0) 13,232	22.5 (13.3-31.7) 13,073
White	23.1 (14.1-32.0) 17,618	20.5 (14.0-27.0) 11,781	21.5 (15.8-27.1) 11,801	22.7 (15.4-29.9) 12,213
African American/Black	BRFSS Data Not Available	BRFSS Data Not Available	13.8 (7.8-19.8) 7,006	16.5 (8.0-25.0) 9,369
Asian	BRFSS Data Not Available	BRFSS Data Not Available	BRFSS Data Not Available	BRFSS Data Not Available
Hispanic/Latino	BRFSS Data Not Available	BRFSS Data Not Available	BRFSS Data Not Available	BRFSS Data Not Available
American Indian/Alaskan Native	BRFSS Data Not Available	BRFSS Data Not Available	BRFSS Data Not Available	BRFSS Data Not Available
**Minority Combined (Race & Female)	15.2 (7.9-22.5) 14,964	14.5 (8.2-20.9) 13,419	13.7 (9.7-17.8) 12,567	17.7 (11.6-23.8) 16,782

When "BRFSS Data Not Available" is noted in the tables, this is due to a high uncertainty or an insufficient sample size.

***Any tobacco** includes cigarettes, cigars, and smokeless tobacco, excludes ESDs and other tobacco (pipes, hookah, bidis, kreteks, or dissolvable).

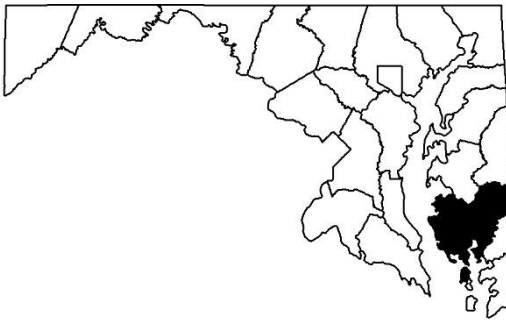
**By CRF/Tobacco legislative statute, minority is defined as an individual of African American, Hispanic, Native American, or Asian descent plus all women (MD Health-General Article §13-1101).

CURRENT TOBACCO USE — Income and Education					
<i>Estimated Prevalence (%)</i>	2012	2014	2016	2017*	
<i>Confidence Interval (CI)</i>	% CI N	% CI N	% CI N	% CI N	
<i>Estimated Number (N)</i>					
Income					
< \$50k	26.5 (14.8-38.3) 12,665	BRFSS Data Not Available	21.1 (12.1-30.1) 5,514	BRFSS Data Not Available	
> \$50k	19.1 (9.1-29.0) 14,418	17.6 (11.1-24.1) 12,665	15.6 (10.9-20.4) 11,328	17.7 (11.7-23.8) 12,212	
Education					
No High School	BRFSS Data Not Available	BRFSS Data Not Available	BRFSS Data Not Available	BRFSS Data Not Available	
High School or GED	23.6 (11.1-36.2) 11,935	21.1 (9.7-32.5) 8,917	26.6 (18.1-35.1) 9,737	13.8 (7.3-20.4) 4,873	
Some College	BRFSS Data Not Available	15.4 (8.1-22.6) 5,712	13.0 (7.3-18.8) 5,900	20.2 (11.4-29.0) 8,752	
College Grad	BRFSS Data Not Available	BRFSS Data Not Available	10.9 (5.9-16.0) 3,382	11.4 (5.7-17.1) 3,720	
HOUSEHOLDS WITH MINOR CHILDREN THAT HAVE RESIDENT ADULT SMOKERS					
<i>Estimated Prevalence (%)</i>	2012	2014	2016	2017	
<i>Confidence Interval (CI)</i>	% CI N	% CI N	% CI N	% CI N	
<i>Estimated Number (N)</i>					
Proportion with Adult Smokers	31.4 (18.4-44.5) 17,600	33.4 (20.8-46.1) 14,514	23.3 (16.4-30.3) 11,024	BRFSS Data Not Collected	
CIGARETTE SMOKING AMONG THOSE RECEIVING MENTAL HEALTH AND/OR SUBSTANCE-RELATED DISORDER SERVICES					
Maryland Outcomes Measurement System Datamart (OMS)					
<i>Prevalence (%)</i>	2014	2015	2016	2017	2018
<i>Number (N)</i>	% N	% N	% N	% N	% N
Mental Health Services	36.6 (450)	38.1 (542)	39.8 (584)	37.6 (608)	29.9 (450)
Substance-Related Disorder Services	Not Available	69.1 (366)	67.1 (410)	71.1 (588)	68.9 (498)
Both	Not Available	65.0 (104)	69.2 (119)	68.8 (150)	62.5 (95)
PERCENT AND NUMBER OF PREGNANT FEMALES SMOKING DURING PREGNANCY					
Vital Statistics Administration					
<i>Prevalence (%)</i>	2012	2014	2016	2017	
<i>Number (N)</i>	% N	% N	% N	% N	
Proportion of Pregnant Smokers	8.3 (160)	6.7 (125)	5.8 (106)	6.2 (113)	

When "BRFSS Data Not Available" is noted in the tables, this is due to a high uncertainty or an insufficient sample size.

*Any tobacco includes cigarettes, cigars, and smokeless tobacco, excludes ESDs and other tobacco (pipes, hookah, bidis, kreteks, or dissolvable).

**By CRF/Tobacco legislative statute, minority is defined as an individual of African American, Hispanic, Native American, or Asian descent plus all women (MD Health-General Article §13-1101).



Dorchester County

Tobacco/ESD Use by Adults: 2012-2017

Behavioral Risk Factor Surveillance System (BRFSS)

CURRENT USE OF TOBACCO/ELECTRONIC SMOKING DEVICES (ESDs)				
<i>Estimated Prevalence (%)</i>	2012	2014	2016	2017*
<i>Confidence Interval (CI)</i>	% CI N	% CI N	% CI N	% CI N
<i>Estimated Number (N)</i>				
Any Tobacco <i>(Any tobacco includes cigarettes, cigars, smokeless tobacco, and other tobacco products, excludes ESDs)</i>	16.9 (7.8-26.0) 4,694	24.5 (14.5-34.6) 5,893	28.2 (21.6-34.7) 7,121	27.0 (20.2-33.8) 6,775
Cigarettes	16.3 (7.1-25.5) 4,389	16.2 (8.5-23.9) 3,864	25.7 (19.3-32.2) 6,187	28.2 (21.1-35.3) 6,646
Cigars	BRFSS Data Not Available	BRFSS Data Not Available	BRFSS Data Not Available	BRFSS Data Not Available
Smokeless Tobacco	BRFSS Data Not Available	BRFSS Data Not Available	BRFSS Data Not Available	BRFSS Data Not Available
ESDs	No BRFSS Data Collected	BRFSS Data Not Available	BRFSS Data Not Available	BRFSS Data Not Available
CURRENT TOBACCO USE — Gender and Race/Ethnicity				
<i>Estimated Prevalence (%)</i>	2012	2014	2016	2017*
<i>Confidence Interval (CI)</i>	% CI N	% CI N	% CI N	% CI N
<i>Estimated Number (N)</i>				
Female	BRFSS Data Not Available	21.1 (9.0-33.3) 3,129	26.4 (18.3-34.5) 3,557	26.5 (17.1-36.0) 3,231
Male	BRFSS Data Not Available	30.0 (13.3-46.7) 2,764	30.1 (19.5-40.8) 3,564	27.7 (17.8-37.7) 3,544
White	20.1 (9.0-31.2) 3,354	21.9 (12.0-31.7) 3,356	27.2 (19.2-35.2) 4,266	31.4 (22.7-40.1) 4,787
African American/Black	BRFSS Data Not Available	BRFSS Data Not Available	32.6 (20.1-45.2) 2,622	20.7 (8.8-32.6) 1,751
Asian	BRFSS Data Not Available	BRFSS Data Not Available	BRFSS Data Not Available	BRFSS Data Not Available
Hispanic/Latino	BRFSS Data Not Available	BRFSS Data Not Available	BRFSS Data Not Available	BRFSS Data Not Available
American Indian/Alaskan Native	BRFSS Data Not Available	BRFSS Data Not Available	BRFSS Data Not Available	BRFSS Data Not Available
**Minority Combined (Race & Female)	BRFSS Data Not Available	25.1 (12.2-37.9) 4,374	28.8 (20.8-36.8) 4,965	25.3 (17.2-33.4) 4,316

When "BRFSS Data Not Available" is noted in the tables, this is due to a high uncertainty or an insufficient sample size.

***Any tobacco** includes cigarettes, cigars, and smokeless tobacco, excludes ESDs and other tobacco (pipes, hookah, bidis, kreteks, or dissolvable).

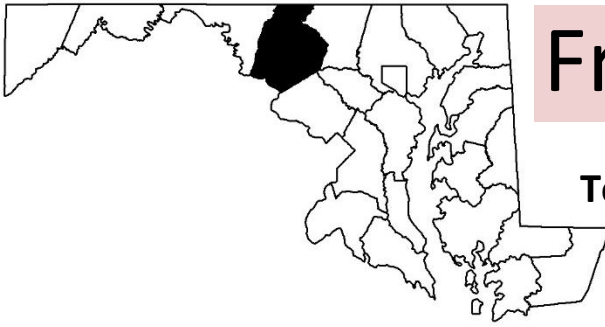
**By CRF/Tobacco legislative statute, minority is defined as an individual of African American, Hispanic, Native American, or Asian descent plus all women (MD Health-General Article §13-1101).

CURRENT TOBACCO USE — Income and Education				
<i>Estimated Prevalence (%)</i>	2012	2014	2016	2017*
<i>Confidence Interval (CI)</i>	% CI N	% CI N	% CI N	% CI N
<i>Estimated Number (N)</i>				
Income				
< \$50k	BRFSS Data Not Available	BRFSS Data Not Available	31.7 (22.4-41.0) 4,273	33.3 (23.0-43.6) 4,112
> \$50k	BRFSS Data Not Available	BRFSS Data Not Available	28.9 (12.3-45.5) 2,442	30.6 (17.3-43.8) 1,814
Education				
No High School/High School- GED	BRFSS Data Not Available	BRFSS Data Not Available	23.3 (9.8-36.7) 3,528	33.2 (24.3-42.0) 5,075
Some College/College Grad	BRFSS Data Not Available	BRFSS Data Not Available	26.7 (12.2-41.3) 2,365	19.4 (10.7-28.0) 1,978
HOUSEHOLDS WITH MINOR CHILDREN THAT HAVE RESIDENT ADULT SMOKERS				
<i>Estimated Prevalence (%)</i>	2012	2014	2016	2017
<i>Confidence Interval (CI)</i>	% CI N	% CI N	% CI N	% CI N
<i>Estimated Number (N)</i>				
Proportion with Adult Smokers	BRFSS Data Not Available	BRFSS Data Not Available	42.9 (29.2-56.7) 3,926	BRFSS Data Not Collected
CIGARETTE SMOKING AMONG THOSE RECEIVING MENTAL HEALTH AND/OR SUBSTANCE-RELATED DISORDER SERVICES				
Maryland Outcomes Measurement System Datamart (OMS)				
<i>Prevalence (%)</i>	2014	2015	2016	2017
<i>Number (N)</i>	% N	% N	% N	% N
Mental Health Services	46.4 (374)	45.4 (377)	46.6 (406)	45.6 (393)
Substance-Related Disorder Services	Not Available	77.7 (101)	74.4 (247)	70.8 (358)
Both	Not Available	76.5 (39)	74.4 (67)	71.9 (92)
PERCENT AND NUMBER OF PREGNANT FEMALES SMOKING DURING PREGNANCY				
Vital Statistics Administration				
<i>Prevalence (%)</i>	2012	2014	2016	2017
<i>Number (N)</i>	% N	% N	% N	% N
Proportion of Pregnant Smokers	11.8 (49)	18.6 (72)	20.2 (77)	16.0 (53)

When "BRFSS Data Not Available" is noted in the tables, this is due to a high uncertainty or an insufficient sample size.

*Any tobacco includes cigarettes, cigars, and smokeless tobacco, excludes ESDs and other tobacco (pipes, hookah, bidis, kreteks, or dissolvable).

**By CRF/Tobacco legislative statute, minority is defined as an individual of African American, Hispanic, Native American, or Asian descent plus all women (MD Health-General Article §13-1101).



Frederick County

Tobacco/ESD Use by Adults: 2012-2017

Behavioral Risk Factor Surveillance System (BRFSS)

CURRENT USE OF TOBACCO/ELECTRONIC SMOKING DEVICES (ESDs)				
<i>Estimated Prevalence (%)</i>	2012	2014	2016	2017*
<i>Confidence Interval (CI)</i>	% CI N	% CI N	% CI N	% CI N
<i>Estimated Number (N)</i>				
Any Tobacco	19.7	15.8	21.2	19.0
<i>(Any tobacco includes cigarettes, cigars, smokeless tobacco, and other tobacco products, excludes ESDs)</i>	(13.5-26.0)	(11.4-20.3)	(17.3-25.2)	(14.2-23.8)
	32,315	29,595	40,446	36,703
Cigarettes	16.5	11.0	17.4	14.3
	(10.6-22.4)	(7.0-15.0)	(13.5-21.2)	(9.9-18.6)
	26,870	19,808	31,615	26,351
Cigars	BRFSS Data Not Available	BRFSS Data Not Available	5.2	4.7
			(2.2-8.1)	(2.0-7.4)
			9,086	8,436
Smokeless Tobacco	BRFSS Data Not Available	BRFSS Data Not Available	3.1	BRFSS Data Not Available
			(1.5-4.8)	
			5,627	Available
ESDs	No BRFSS Data Collected	BRFSS Data Not Available	5.3	BRFSS Data Not Available
			(2.4-8.1)	
		9,414	Available	Available
CURRENT TOBACCO USE — Gender and Race/Ethnicity				
<i>Estimated Prevalence (%)</i>	2012	2014	2016	2017*
<i>Confidence Interval (CI)</i>	% CI N	% CI N	% CI N	% CI N
<i>Estimated Number (N)</i>				
Female	18.1	12.0	15.7	17.4
	(8.1-28.0)	(6.7-17.3)	(11.4-19.9)	(11.1-23.8)
	15,364	11,526	15,305	17,255
Male	26.5	19.8	27.1	20.6
	(16.8-36.1)	(12.6-27.1)	(20.5-33.6)	(13.4-27.8)
	21,209	18,069	25,141	19,448
White	16.9	18.9	20.4	18.3
	(11.9-21.9)	(13.5-24.2)	(16.1-24.8)	(13.6-23.0)
	22,073	27,785	30,219	27,118
African American/Black	BRFSS Data Not Available	BRFSS Data Not Available	BRFSS Data Not Available	BRFSS Data Not Available
Asian	BRFSS Data Not Available	BRFSS Data Not Available	BRFSS Data Not Available	BRFSS Data Not Available
Hispanic/Latino	BRFSS Data Not Available	BRFSS Data Not Available	BRFSS Data Not Available	BRFSS Data Not Available
American Indian/Alaskan Native	BRFSS Data Not Available	BRFSS Data Not Available	BRFSS Data Not Available	BRFSS Data Not Available
**Minority Combined (Race & Female)	22.6	11.3	17.3	18.8
	(12.7-32.6)	(6.6-16.1)	(13.1-21.5)	(12.2-25.4)
	22,804	12,695	20,821	22,698

When "BRFSS Data Not Available" is noted in the tables, this is due to a high uncertainty or an insufficient sample size.

*Any tobacco includes cigarettes, cigars, and smokeless tobacco, excludes ESDs and other tobacco (pipes, hookah, bidis, kreteks, or dissolvable).

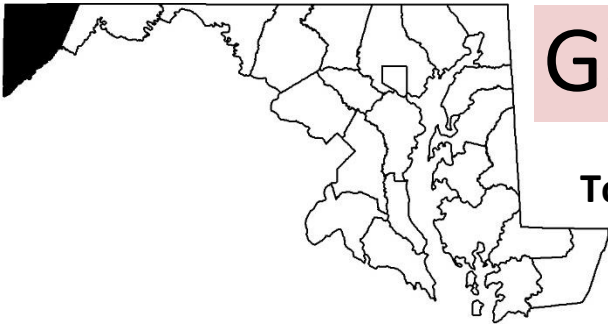
**By CRF/Tobacco legislative statute, minority is defined as an individual of African American, Hispanic, Native American, or Asian descent plus all women (MD Health-General Article §13-1101).

CURRENT TOBACCO USE — Income and Education					
<i>Estimated Prevalence (%)</i>	2012	2014	2016	2017*	
<i>Confidence Interval (CI)</i>	% CI N	% CI N	% CI N	% CI N	
<i>Estimated Number (N)</i>					
Income					
< \$50k	36.2 (20.2-52.1) 20,012	20.8 (10.7-30.9) 10,863	27.0 (19.2-34.8) 12,949	27.7 (14.5-40.9) 11,912	
> \$50k	14.6 (8.7-20.6) 13,633	12.9 (8.2-17.6) 13,454	21.8 (16.3-27.4) 24,212	18.8 (13.2-24.3) 21,183	
Education					
No High School	BRFSS Data Not Available	BRFSS Data Not Available	BRFSS Data Not Available	BRFSS Data Not Available	
High School or GED	25.2 (10.6-39.9) 11,882	20.1 (10.1-30.0) 10,327	25.5 (18.6-32.4) 14,048	24.9 (15.4-34.4) 12,912	
Some College	27.3 (12.8-41.8) 13,419	16.9 (8.2-25.6) 8,908	24.9 (17.7-32.2) 13,839	20.5 (12.0-29.1) 12,694	
College Grad	13.4 (6.1-20.6) 7,732	12.3 (5.9-18.6) 8,117	11.2 (7.4-15.1) 6,875	9.2 (4.7-13.7) 6,035	
HOUSEHOLDS WITH MINOR CHILDREN THAT HAVE RESIDENT ADULT SMOKERS					
<i>Estimated Prevalence (%)</i>	2012	2014	2016	2017	
<i>Confidence Interval (CI)</i>	% CI N	% CI N	% CI N	% CI N	
<i>Estimated Number (N)</i>					
Proportion with Adult Smokers	23.4 (11.4-35.4) 14,507	22.3 (13.1-31.6) 13,371	26.1 (19.4-32.9) 19,760	BRFSS Data Not Collected	
CIGARETTE SMOKING AMONG THOSE RECEIVING MENTAL HEALTH AND/OR SUBSTANCE-RELATED DISORDER SERVICES					
Maryland Outcomes Measurement System Datamart (OMS)					
<i>Prevalence (%)</i>	2014	2015	2016	2017	2018
<i>Number (N)</i>	% N	% N	% N	% N	% N
Mental Health Services	49.5 (865)	47.7 (884)	46.7 (920)	45.5 (948)	40.3 (851)
Substance-Related Disorder Services	Not Available	68.9 (451)	69.1 (493)	60.5 (760)	69.9 (894)
Both	Not Available	73.0 (130)	73.3 (151)	69.3 (183)	72.4 (181)
PERCENT AND NUMBER OF PREGNANT FEMALES SMOKING DURING PREGNANCY					
Vital Statistics Administration					
<i>Prevalence (%)</i>	2012	2014	2016	2017	
<i>Number (N)</i>	% N	% N	% N	% N	
Proportion of Pregnant Smokers	9.0 (248)	8.2 (231)	6.1 (172)	5.8 (156)	

When "BRFSS Data Not Available" is noted in the tables, this is due to a high uncertainty or an insufficient sample size.

*Any tobacco includes cigarettes, cigars, and smokeless tobacco, excludes ESDs and other tobacco (pipes, hookah, bidis, kreteks, or dissolvable).

**By CRF/Tobacco legislative statute, minority is defined as an individual of African American, Hispanic, Native American, or Asian descent plus all women (MD Health-General Article §13-1101).



Garrett County

Tobacco/ESD Use by Adults: 2012-2017

Behavioral Risk Factor Surveillance System (BRFSS)

CURRENT USE OF TOBACCO/ELECTRONIC SMOKING DEVICES (ESDs)				
<i>Estimated Prevalence (%)</i>	2012	2014	2016	2017*
<i>Confidence Interval (CI)</i>	% CI N	% CI N	% CI N	% CI N
<i>Estimated Number (N)</i>				
Any Tobacco <i>(Any tobacco includes cigarettes, cigars, smokeless tobacco, and other tobacco products, excludes ESDs)</i>	23.7 (14.4-32.9) 5,317	17.5 (9.9-25.1) 4,435	21.5 (15.2-27.7) 6,764	19.6 (12.4-26.9) 5,022
Cigarettes	20.8 (11.4-30.2) 4,662	15.1 (8.2-22.1) 3,735	18.0 (11.7-24.3) 5,432	17.9 (10.7-25.1) 4,078
Cigars	BRFSS Data Not Available	BRFSS Data Not Available	BRFSS Data Not Available	BRFSS Data Not Available
Smokeless Tobacco	BRFSS Data Not Available	BRFSS Data Not Available	5.6 (2.8-8.4) 1,675	BRFSS Data Not Available
ESDs	No BRFSS Data Collected	BRFSS Data Not Available	BRFSS Data Not Available	BRFSS Data Not Available
CURRENT TOBACCO USE — Gender and Race/Ethnicity				
<i>Estimated Prevalence (%)</i>	2012	2014	2016	2017*
<i>Confidence Interval (CI)</i>	% CI N	% CI N	% CI N	% CI N
<i>Estimated Number (N)</i>				
Female	BRFSS Data Not Available	12.9 (5.9-19.8) 1,725	21.4 (11.6-31.2) 3,340	12.0 (5.6-18.5) 1,493
Male	28.8 (15.8-41.8) 2,955	BRFSS Data Not Available	21.6 (13.7-29.5) 3,424	26.8 (14.9-38.6) 3,530
White	22.5 (13.0-32.0) 5,482	17.8 (9.9-25.7) 4,256	20.6 (14.3-26.9) 6,239	19.8 (12.3-27.3) 4,877
African American/Black	BRFSS Data Not Available	BRFSS Data Not Available	BRFSS Data Not Available	BRFSS Data Not Available
Asian	BRFSS Data Not Available	BRFSS Data Not Available	BRFSS Data Not Available	BRFSS Data Not Available
Hispanic/Latino	BRFSS Data Not Available	BRFSS Data Not Available	BRFSS Data Not Available	BRFSS Data Not Available
American Indian/Alaskan Native	BRFSS Data Not Available	BRFSS Data Not Available	BRFSS Data Not Available	BRFSS Data Not Available
**Minority Combined (Race & Female)	BRFSS Data Not Available	12.3 (5.6-19.1) 1,725	23.1 (13.5-32.7) 3,831	11.7 (5.5-18.0) 1,530

When "BRFSS Data Not Available" is noted in the tables, this is due to a high uncertainty or an insufficient sample size.

*Any tobacco includes cigarettes, cigars, and smokeless tobacco, excludes ESDs and other tobacco (pipes, hookah, bidis, kreteks, or dissolvable).

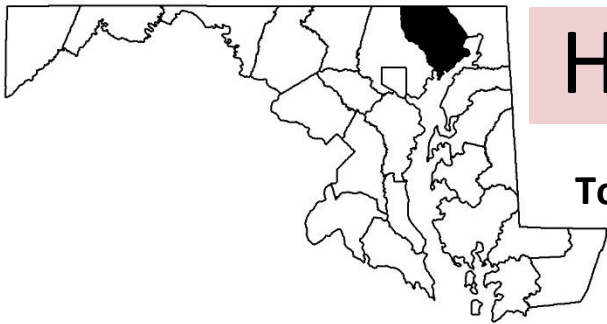
**By CRF/Tobacco legislative statute, minority is defined as an individual of African American, Hispanic, Native American, or Asian descent plus all women (MD Health-General Article §13-1101).

CURRENT TOBACCO USE — Income and Education					
<i>Estimated Prevalence (%)</i>	2012	2014	2016	2017*	
<i>Confidence Interval (CI)</i>	% CI N	% CI N	% CI N	% CI N	
<i>Estimated Number (N)</i>					
Income					
< \$50k	25.8 (11.9-39.8) 3,711	22.4 (11.4-33.4) 2,832	28.3 (18.2-38.5) 4,165	25.7 (16.1-35.3) 2,780	
> \$50k	BRFSS Data Not Available	BRFSS Data Not Available	12.7 (5.4-20.0) 1,246	BRFSS Data Not Available	
Education					
No High School/High School- GED	26.5 (11.3-41.7) 3,735	24.5 (12.5-36.5) 3,553	23.7 (14.2-33.3) 4,313	24.3 (13.1-35.5) 3,753	
Some College/College Grad	15.1 (7.7-22.5) 1,607	BRFSS Data Not Available	18.4 (11.4-25.3) 2,451	12.6 (5.8-19.3) 1,269	
HOUSEHOLDS WITH MINOR CHILDREN THAT HAVE RESIDENT ADULT SMOKERS					
<i>Estimated Prevalence (%)</i>	2012	2014	2016	2017	
<i>Confidence Interval (CI)</i>	% CI N	% CI N	% CI N	% CI N	
<i>Estimated Number (N)</i>					
Proportion with Adult Smokers	20.8 (9.5-32.2) 947	BRFSS Data Not Available	34.4 (19.6-49.3) 3,818	BRFSS Data Not Collected	
CIGARETTE SMOKING AMONG THOSE RECEIVING MENTAL HEALTH AND/OR SUBSTANCE-RELATED DISORDER SERVICES					
Maryland Outcomes Measurement System Datamart (OMS)					
<i>Prevalence (%)</i>	2014	2015	2016	2017	2018
<i>Number (N)</i>	% N	% N	% N	% N	% N
Mental Health Services	44.0 (171)	38.7 (142)	44.7 (183)	41.5 (161)	42.8 (180)
Substance-Related Disorder Services	Not Available	77.9 (141)	80.0 (200)	80.5 (243)	81.3 (248)
Both	Not Available	71.4 (10)	84.4 (27)	78.6 (33)	87.9 (29)
PERCENT AND NUMBER OF PREGNANT FEMALES SMOKING DURING PREGNANCY					
Vital Statistics Administration					
<i>Prevalence (%)</i>	2012	2014	2016	2017	
<i>Number (N)</i>	% N	% N	% N	% N	
Proportion of Pregnant Smokers	17.4 (50)	19.7 (56)	23.5 (73)	16.7 (44)	

When "BRFSS Data Not Available" is noted in the tables, this is due to a high uncertainty or an insufficient sample size.

*Any tobacco includes cigarettes, cigars, and smokeless tobacco, excludes ESDs and other tobacco (pipes, hookah, bidis, kreteks, or dissolvable).

**By CRF/Tobacco legislative statute, minority is defined as an individual of African American, Hispanic, Native American, or Asian descent plus all women (MD Health-General Article §13-1101).



Harford County

Tobacco/ESD Use by Adults: 2012-2017

Behavioral Risk Factor Surveillance System (BRFSS)

CURRENT USE OF TOBACCO/ELECTRONIC SMOKING DEVICES (ESDs)				
<i>Estimated Prevalence (%)</i>	2012	2014	2016	2017*
<i>Confidence Interval (CI)</i>	% CI N	% CI N	% CI N	% CI N
<i>Estimated Number (N)</i>				
Any Tobacco <i>(Any tobacco includes cigarettes, cigars, smokeless tobacco, and other tobacco products, excludes ESDs)</i>	24.4 (18.8-30.1) 49,272	22.9 (15.3-30.6) 48,538	20.8 (15.5-26.1) 40,832	19.6 (13.8-25.5) 37,932
Cigarettes	21.7 (16.3-27.1) 43,602	18.9 (11.9-26.0) 39,119	16.7 (11.9-21.5) 31,382	15.4 (10.7-20.2) 28,921
Cigars	BRFSS Data Not Available	BRFSS Data Not Available	BRFSS Data Not Available	BRFSS Data Not Available
Smokeless Tobacco	BRFSS Data Not Available	BRFSS Data Not Available	BRFSS Data Not Available	BRFSS Data Not Available
ESDs	No BRFSS Data Collected	BRFSS Data Not Available	BRFSS Data Not Available	BRFSS Data Not Available
		Available	Available	Available
CURRENT TOBACCO USE — Gender and Race/Ethnicity				
<i>Estimated Prevalence (%)</i>	2012	2014	2016	2017*
<i>Confidence Interval (CI)</i>	% CI N	% CI N	% CI N	% CI N
<i>Estimated Number (N)</i>				
Female	22.3 (14.7-29.9) 24,408	18.5 (11.1-25.9) 21,502	13.0 (7.4-18.6) 13,236	12.3 (6.8-17.7) 11,553
Male	25.9 (17.9-34.0) 25,410	28.4 (14.6-42.2) 27,036	29.2 (20.5-37.9) 27,596	26.6 (16.8-36.4) 26,378
White	23.9 (18.0-29.8) 36,832	24.3 (15.9-32.7) 40,738	20.8 (14.8-26.8) 32,280	20.9 (14.5-27.3) 32,793
African American/Black	30.6 (13.4-47.7) 8,880	BRFSS Data Not Available	BRFSS Data Not Available	BRFSS Data Not Available
Asian	BRFSS Data Not Available	BRFSS Data Not Available	BRFSS Data Not Available	BRFSS Data Not Available
Hispanic/Latino	BRFSS Data Not Available	BRFSS Data Not Available	BRFSS Data Not Available	BRFSS Data Not Available
American Indian/Alaskan Native	BRFSS Data Not Available	BRFSS Data Not Available	BRFSS Data Not Available	BRFSS Data Not Available
**Minority Combined (Race & Female)	23.2 (16.0-30.5) 30,777	19.1 (11.0-27.1) 26,604	15.8 (10.0-21.6) 19,070	14.8 (8.2-21.4) 16,089

When "BRFSS Data Not Available" is noted in the tables, this is due to a high uncertainty or an insufficient sample size.

***Any tobacco** includes cigarettes, cigars, and smokeless tobacco, excludes ESDs and other tobacco (pipes, hookah, bidis, kreteks, or dissolvable).

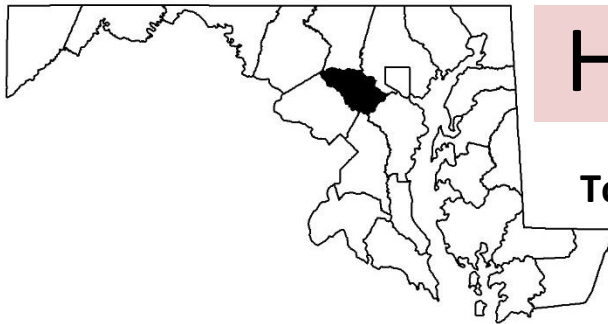
**By CRF/Tobacco legislative statute, minority is defined as an individual of African American, Hispanic, Native American, or Asian descent plus all women (MD Health-General Article §13-1101).

CURRENT TOBACCO USE — Income and Education					
<i>Estimated Prevalence (%)</i>	2012	2014	2016	2017*	
<i>Confidence Interval (CI)</i>	% CI N	% CI N	% CI N	% CI N	
<i>Estimated Number (N)</i>					
Income					
< \$50k	36.9 (25.2-48.6)	31.6 (17.2-45.9)	26.3 (16.8-35.8)	22.0 (12.3-31.6)	
	25,814	27,064	15,130	12,644	
> \$50k	17.1 (11.2-23.1)	19.8 (10.0-29.5)	18.5 (11.1-25.9)	19.9 (11.4-28.3)	
	18,274	19,539	20,006	19,947	
Education					
No High School/High School- GED	33.4 (23.0-43.7)	30.4 (15.2-45.6)	25.6 (16.0-35.2)	25.9 (14.6-37.1)	
	26,325	22,958	18,102	20,692	
Some College/College Grad	18.4 (12.1-24.7)	18.8 (10.8-26.8)	18.2 (12.0-24.4)	15.4 (9.4-21.4)	
	23,493	25,479	22,730	17,240	
HOUSEHOLDS WITH MINOR CHILDREN THAT HAVE RESIDENT ADULT SMOKERS					
<i>Estimated Prevalence (%)</i>	2012	2014	2016	2017	
<i>Confidence Interval (CI)</i>	% CI N	% CI N	% CI N	% CI N	
<i>Estimated Number (N)</i>					
Proportion with Adult Smokers	41.6 (30.3-53.0)	36.1 (23.6-48.5)	22.4 (13.0-31.7)	BRFSS Data Not Collected	
	31,005	24,892	14,410		
CIGARETTE SMOKING AMONG THOSE RECEIVING MENTAL HEALTH AND/OR SUBSTANCE-RELATED DISORDER SERVICES					
Maryland Outcomes Measurement System Datamart (OMS)					
<i>Prevalence (%)</i>	2014	2015	2016	2017	2018
<i>Number (N)</i>	% N	% N	% N	% N	% N
Mental Health Services	45.1 (972)	44.9 (1,068)	43.8 (1,124)	39.1 (997)	37.4 (986)
Substance-Related Disorder Services	Not Available	75.3 (502)	77.2 (940)	77.3 (1,818)	77.4 (1,967)
Both	Not Available	80.6 (129)	72.6 (217)	69.4 (347)	70.6 (430)
PERCENT AND NUMBER OF PREGNANT FEMALES SMOKING DURING PREGNANCY					
Vital Statistics Administration					
<i>Prevalence (%)</i>	2012	2014	2016	2017	
<i>Number (N)</i>	% N	% N	% N	% N	
Proportion of Pregnant Smokers	10.8 (286)	9.0 (243)	7.8 (210)	8.6 (226)	

When "BRFSS Data Not Available" is noted in the tables, this is due to a high uncertainty or an insufficient sample size.

*Any tobacco includes cigarettes, cigars, and smokeless tobacco, excludes ESDs and other tobacco (pipes, hookah, bidis, kreteks, or dissolvable).

**By CRF/Tobacco legislative statute, minority is defined as an individual of African American, Hispanic, Native American, or Asian descent plus all women (MD Health-General Article §13-1101).



Howard County

Tobacco/ESD Use by Adults: 2012-2017

Behavioral Risk Factor Surveillance System (BRFSS)

CURRENT USE OF TOBACCO/ELECTRONIC SMOKING DEVICES (ESDs)				
<i>Estimated Prevalence (%)</i>	2012	2014	2016	2017*
<i>Confidence Interval (CI)</i>	% CI N	% CI N	% CI N	% CI N
<i>Estimated Number (N)</i>				
Any Tobacco <i>(Any tobacco includes cigarettes, cigars, smokeless tobacco, and other tobacco products, excludes ESDs)</i>	13.0 (8.4-17.6) 28,642	10.1 (5.5-14.7) 23,324	8.4 (5.7-11.0) 20,581	10.0 (4.7-15.2) 24,760
Cigarettes	9.5 (5.3-13.7) 20,777	6.0 (2.5-9.4) 13,210	7.6 (5.1-10.2) 17,690	BRFSS Data Not Available
Cigars	BRFSS Data Not Available	BRFSS Data Not Available	BRFSS Data Not Available	BRFSS Data Not Available
Smokeless Tobacco	BRFSS Data Not Available	BRFSS Data Not Available	BRFSS Data Not Available	BRFSS Data Not Available
ESDs	No BRFSS Data Collected	BRFSS Data Not Available	BRFSS Data Not Available	BRFSS Data Not Available
		Available	Available	Available
CURRENT TOBACCO USE — Gender and Race/Ethnicity				
<i>Estimated Prevalence (%)</i>	2012	2014	2016	2017*
<i>Confidence Interval (CI)</i>	% CI N	% CI N	% CI N	% CI N
<i>Estimated Number (N)</i>				
Female	9.7 (5.3-14.0) 10,778	BRFSS Data Not Available	5.6 (2.9-8.3) 7,150	BRFSS Data Not Available
Male	16.6 (8.6-24.5) 18,475	BRFSS Data Not Available	11.4 (6.7-16.0) 13,431	16.9 (7.1-26.6) 20,126
White	12.6 (8.0-17.2) 17,360	12.7 (6.2-19.2) 17,075	9.3 (5.5-13.0) 12,756	BRFSS Data Not Available
African American/Black	BRFSS Data Not Available	BRFSS Data Not Available	BRFSS Data Not Available	BRFSS Data Not Available
Asian	BRFSS Data Not Available	BRFSS Data Not Available	BRFSS Data Not Available	BRFSS Data Not Available
Hispanic/Latino	BRFSS Data Not Available	BRFSS Data Not Available	BRFSS Data Not Available	BRFSS Data Not Available
American Indian/Alaskan Native	BRFSS Data Not Available	BRFSS Data Not Available	BRFSS Data Not Available	BRFSS Data Not Available
**Minority Combined (Race & Female)	12.6 (6.9-18.3) 19,898	9.3 (3.9-14.8) 15,694	7.3 (4.6-10.1) 13,120	BRFSS Data Not Available

When "BRFSS Data Not Available" is noted in the tables, this is due to a high uncertainty or an insufficient sample size.

***Any tobacco** includes cigarettes, cigars, and smokeless tobacco, excludes ESDs and other tobacco (pipes, hookah, bidis, kreteks, or dissolvable).

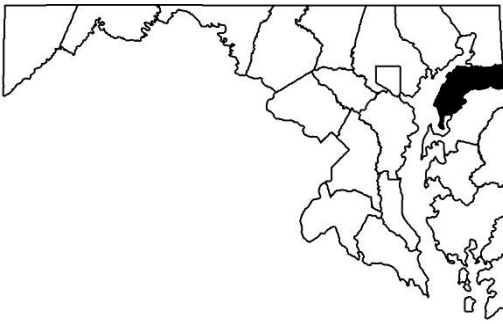
**By CRF/Tobacco legislative statute, minority is defined as an individual of African American, Hispanic, Native American, or Asian descent plus all women (MD Health-General Article §13-1101).

CURRENT TOBACCO USE — Income and Education					
<i>Estimated Prevalence (%)</i>	2012	2014	2016	2017*	
<i>Confidence Interval (CI)</i>	% CI N	% CI N	% CI N	% CI N	
<i>Estimated Number (N)</i>					
Income					
< \$50k	20.7 (8.8-32.5) 9,839	BRFSS Data Not Available	12.3 (5.2-19.4) 4,834	BRFSS Data Not Available	
> \$50k	12.0 (6.3-17.8) 17,175	9.8 (4.5-15.2) 15,656	7.9 (4.6-11.2) 12,475	BRFSS Data Not Available	
Education					
No High School/High School- GED	BRFSS Data Not Available	BRFSS Data Not Available	BRFSS Data Not Available	BRFSS Data Not Available	
Some College/College Grad	13.6 (8.1-19.1) 23,770	8.9 (4.2-13.5) 16,672	7.3 (4.7-9.9) 14,097	BRFSS Data Not Available	
HOUSEHOLDS WITH MINOR CHILDREN THAT HAVE RESIDENT ADULT SMOKERS					
<i>Estimated Prevalence (%)</i>	2012	2014	2016	2017	
<i>Confidence Interval (CI)</i>	% CI N	% CI N	% CI N	% CI N	
<i>Estimated Number (N)</i>					
Proportion with Adult Smokers	12.7 (6.0-19.4) 10,751	BRFSS Data Not Available	11.0 (6.0-15.9) 9,267	BRFSS Data Not Collected	
CIGARETTE SMOKING AMONG THOSE RECEIVING MENTAL HEALTH AND/OR SUBSTANCE-RELATED DISORDER SERVICES					
Maryland Outcomes Measurement System Datamart (OMS)					
<i>Prevalence (%)</i>	2014	2015	2016	2017	2018
<i>Number (N)</i>	% N	% N	% N	% N	% N
Mental Health Services	38.6 (417)	35.3 (438)	31.3 (445)	31.4 (502)	25.5 (443)
Substance-Related Disorder Services	Not Available	60.8 (155)	60.7 (224)	60.2 (400)	59.5 (410)
Both	Not Available	54.0 (27)	54.7 (47)	60.7 (88)	54.5 (84)
PERCENT AND NUMBER OF PREGNANT FEMALES SMOKING DURING PREGNANCY					
Vital Statistics Administration					
<i>Prevalence (%)</i>	2012	2014	2016	2017	
<i>Number (N)</i>	% N	% N	% N	% N	
Proportion of Pregnant Smokers	3.5 (121)	2.3 (81)	1.8 (64)	1.9 (66)	

When "BRFSS Data Not Available" is noted in the tables, this is due to a high uncertainty or an insufficient sample size.

*Any tobacco includes cigarettes, cigars, and smokeless tobacco, excludes ESDs and other tobacco (pipes, hookah, bidis, kreteks, or dissolvable).

**By CRF/Tobacco legislative statute, minority is defined as an individual of African American, Hispanic, Native American, or Asian descent plus all women (MD Health-General Article §13-1101).



Kent County

Tobacco/ESD Use by Adults: 2012-2017

Behavioral Risk Factor Surveillance System (BRFSS)

CURRENT USE OF TOBACCO/ELECTRONIC SMOKING DEVICES (ESDs)				
<i>Estimated Prevalence (%)</i>	2012	2014	2016	2017*
<i>Confidence Interval (CI)</i>	% CI N	% CI N	% CI N	% CI N
<i>Estimated Number (N)</i>				
Any Tobacco <i>(Any tobacco includes cigarettes, cigars, smokeless tobacco, and other tobacco products, excludes ESDs)</i>	21.7 (6.2-37.2) 3,960	21.7 (11.1-32.2) 3,362	20.6 (12.4-28.8) 3,044	15.3 (7.6-23.0) 2,114
Cigarettes	BRFSS Data Not Available	BRFSS Data Not Available	18.0 (9.8-26.2) 2,542	10.7 (4.9-16.5) 1,380
Cigars	BRFSS Data Not Available	BRFSS Data Not Available	BRFSS Data Not Available	BRFSS Data Not Available
Smokeless Tobacco	BRFSS Data Not Available	BRFSS Data Not Available	BRFSS Data Not Available	BRFSS Data Not Available
ESDs	No BRFSS Data Collected	BRFSS Data Not Available	BRFSS Data Not Available	BRFSS Data Not Available
CURRENT TOBACCO USE — Gender and Race/Ethnicity				
<i>Estimated Prevalence (%)</i>	2012	2014	2016	2017*
<i>Confidence Interval (CI)</i>	% CI N	% CI N	% CI N	% CI N
<i>Estimated Number (N)</i>				
Female	BRFSS Data Not Available	BRFSS Data Not Available	BRFSS Data Not Available	BRFSS Data Not Available
Male	BRFSS Data Not Available	BRFSS Data Not Available	26.7 (14.2-39.2) 2,213	BRFSS Data Not Available
White	BRFSS Data Not Available	24.1 (12.0-36.2) 2,896	21.6 (12.3-30.9) 2,267	14.8 (6.5-23.2) 1,800
African American/Black	BRFSS Data Not Available	BRFSS Data Not Available	BRFSS Data Not Available	BRFSS Data Not Available
Asian	BRFSS Data Not Available	BRFSS Data Not Available	BRFSS Data Not Available	BRFSS Data Not Available
Hispanic/Latino	BRFSS Data Not Available	BRFSS Data Not Available	BRFSS Data Not Available	BRFSS Data Not Available
American Indian/Alaskan Native	BRFSS Data Not Available	BRFSS Data Not Available	BRFSS Data Not Available	BRFSS Data Not Available
**Minority Combined (Race & Female)	BRFSS Data Not Available	BRFSS Data Not Available	17.5 (7.7-27.4) 1,501	15.4 (7.5-23.3) 1,264

When "BRFSS Data Not Available" is noted in the tables, this is due to a high uncertainty or an insufficient sample size.

***Any tobacco** includes cigarettes, cigars, and smokeless tobacco, excludes ESDs and other tobacco (pipes, hookah, bidis, kreteks, or dissolvable).

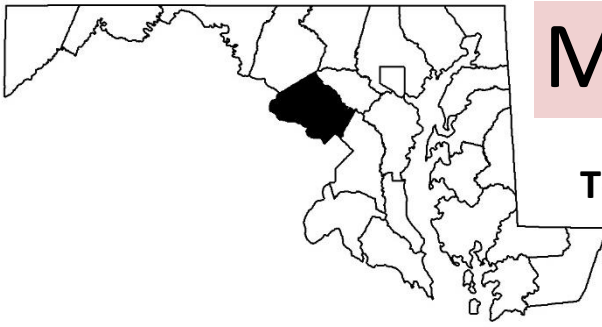
**By CRF/Tobacco legislative statute, minority is defined as an individual of African American, Hispanic, Native American, or Asian descent plus all women (MD Health-General Article §13-1101).

CURRENT TOBACCO USE — Income and Education					
<i>Estimated Prevalence (%)</i>	2012	2014	2016	2017*	
<i>Confidence Interval (CI)</i>	% CI N	% CI N	% CI N	% CI N	
<i>Estimated Number (N)</i>					
Income					
< \$50k	BRFSS Data Not Available	BRFSS Data Not Available	36.0 (19.8-52.1) 1,993	27.9 (13.1-42.7) 1,230	
> \$50k	BRFSS Data Not Available	BRFSS Data Not Available	BRFSS Data Not Available	BRFSS Data Not Available	
Education					
No High School/High School- GED	BRFSS Data Not Available	BRFSS Data Not Available	25.6 (13.3-37.9) 1,750	24.3 (10.7-37.8) 1,789	
Some College/College Grad	BRFSS Data Not Available	BRFSS Data Not Available	BRFSS Data Not Available	BRFSS Data Not Available	
HOUSEHOLDS WITH MINOR CHILDREN THAT HAVE RESIDENT ADULT SMOKERS					
<i>Estimated Prevalence (%)</i>	2012	2014	2016	2017	
<i>Confidence Interval (CI)</i>	% CI N	% CI N	% CI N	% CI N	
<i>Estimated Number (N)</i>					
Proportion with Adult Smokers	BRFSS Data Not Available	BRFSS Data Not Available	BRFSS Data Not Available	BRFSS Data Not Collected	
CIGARETTE SMOKING AMONG THOSE RECEIVING MENTAL HEALTH AND/OR SUBSTANCE-RELATED DISORDER SERVICES					
Maryland Outcomes Measurement System Datamart (OMS)					
<i>Prevalence (%)</i>	2014	2015	2016	2017	2018
<i>Number (N)</i>	% N	% N	% N	% N	% N
Mental Health Services	53.2 (185)	52.1 (173)	38.7 (129)	44.5 (167)	46.9 (175)
Substance-Related Disorder Services	Not Available	79.8 (162)	64.9 (124)	59.3 (108)	67.1 (145)
Both	Not Available	78.9 (45)	55.4 (36)	64.9 (48)	74.5 (76)
PERCENT AND NUMBER OF PREGNANT FEMALES SMOKING DURING PREGNANCY					
Vital Statistics Administration					
<i>Prevalence (%)</i>	2012	2014	2016	2017	
<i>Number (N)</i>	% N	% N	% N	% N	
Proportion of Pregnant Smokers	15.8 (28)	15.9 (25)	14.2 (21)	14.9 (23)	

When "BRFSS Data Not Available" is noted in the tables, this is due to a high uncertainty or an insufficient sample size.

*Any tobacco includes cigarettes, cigars, and smokeless tobacco, excludes ESDs and other tobacco (pipes, hookah, bidis, kreteks, or dissolvable).

**By CRF/Tobacco legislative statute, minority is defined as an individual of African American, Hispanic, Native American, or Asian descent plus all women (MD Health-General Article §13-1101).



Montgomery County

Tobacco/ESD Use by Adults: 2012-2017

Behavioral Risk Factor Surveillance System (BRFSS)

CURRENT USE OF TOBACCO/ELECTRONIC SMOKING DEVICES (ESDs)				
<i>Estimated Prevalence (%)</i>	2012	2014	2016	2017*
<i>Confidence Interval (CI)</i>	% CI N	% CI N	% CI N	% CI N
<i>Estimated Number (N)</i>				
Any Tobacco <i>(Any tobacco includes cigarettes, cigars, smokeless tobacco, and other tobacco products, excludes ESDs)</i>	10.9 (8.2-13.7) 81,828	10.3 (7.6-13.0) 82,171	8.4 (6.7-10.1) 68,320	9.5 (7.3-11.7) 77,041
Cigarettes	7.5 (5.5-9.6) 55,857	7.9 (5.3-10.5) 59,938	6.2 (4.7-7.8) 47,185	7.3 (5.3-9.3) 56,338
Cigars	BRFSS Data Not Available	2.9 (1.5-4.4) 20,235	1.5 (0.7-2.3) 10,217	3.5 (1.8-5.2) 23,613
Smokeless Tobacco	BRFSS Data Not Available	BRFSS Data Not Available	1.1 (0.5-1.8) 8,783	BRFSS Data Not Available
ESDs	No BRFSS Data Collected	1.8 (0.8-2.8) 12,554	1.8 (0.9-2.6) 13,394	3.1 (1.8-4.5) 23,642
CURRENT TOBACCO USE — Gender and Race/Ethnicity				
<i>Estimated Prevalence (%)</i>	2012	2014	2016	2017*
<i>Confidence Interval (CI)</i>	% CI N	% CI N	% CI N	% CI N
<i>Estimated Number (N)</i>				
Female	7.1 (4.4-9.8) 25,205	5.8 (3.3-8.3) 24,210	4.3 (2.9-5.6) 18,249	7.9 (5.5-10.3) 33,857
Male	14.3 (10.1-18.5) 63,964	15.4 (10.5-20.3) 57,960	13.0 (9.8-16.2) 50,071	11.2 (7.4-14.9) 43,184
White	13.9 (10.1-17.7) 53,149	9.5 (6.7-12.2) 36,477	8.0 (5.7-10.4) 30,226	8.7 (6.1-11.3) 32,281
African American/Black	BRFSS Data Not Available	BRFSS Data Not Available	9.8 (5.8-13.9) 13,647	17.2 (9.8-24.6) 24,479
Asian	BRFSS Data Not Available	BRFSS Data Not Available	BRFSS Data Not Available	BRFSS Data Not Available
Hispanic/Latino	BRFSS Data Not Available	BRFSS Data Not Available	BRFSS Data Not Available	BRFSS Data Not Available
American Indian/Alaskan Native	BRFSS Data Not Available	BRFSS Data Not Available	BRFSS Data Not Available	BRFSS Data Not Available
**Minority Combined (Race & Female)	8.0 (5.4-10.7) 47,808	9.2 (5.9-12.5) 55,714	7.2 (5.4-8.9) 45,165	8.9 (6.3-11.4) 55,694

When "BRFSS Data Not Available" is noted in the tables, this is due to a high uncertainty or an insufficient sample size.

***Any tobacco** includes cigarettes, cigars, and smokeless tobacco, excludes ESDs and other tobacco (pipes, hookah, bidis, kreteks, or dissolvable).

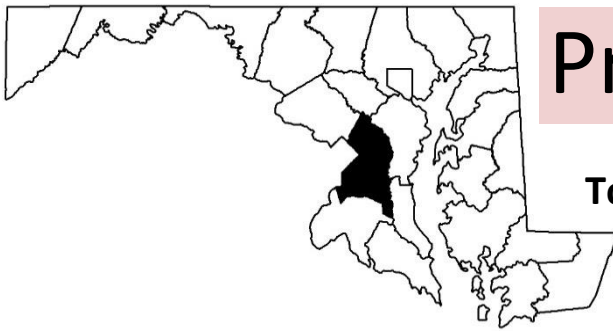
**By CRF/Tobacco legislative statute, minority is defined as an individual of African American, Hispanic, Native American, or Asian descent plus all women (MD Health-General Article §13-1101).

CURRENT TOBACCO USE — Income and Education					
<i>Estimated Prevalence (%)</i>	2012	2014	2016	2017*	
<i>Confidence Interval (CI)</i>	% CI N	% CI N	% CI N	% CI N	
<i>Estimated Number (N)</i>					
Income					
< \$50k	11.3 (6.3-16.3) 26,520	10.8 (5.3-16.2) 22,007	12.6 (8.0-17.3) 24,771	12.3 (7.2-17.3) 26,251	
> \$50k	11.7 (8.3-15.1) 52,884	10.9 (7.5-14.2) 46,975	7.0 (5.2-8.9) 33,137	8.5 (5.7-11.3) 39,339	
Education					
No High School	BRFSS Data Not Available	BRFSS Data Not Available	BRFSS Data Not Available	BRFSS Data Not Available	
High School or GED	15.2 (7.4-23.1) 20,640	16.2 (8.2-24.3) 21,874	12.1 (6.6-17.6) 13,217	24.2 (15.5-32.9) 31,753	
Some College	15.9 (9.3-22.4) 26,451	12.6 (6.3-19.0) 21,509	12.3 (7.6-16.9) 21,891	10.4 (5.3-15.5) 17,439	
College Grad	7.4 (5.0-9.9) 29,684	6.8 (4.7-8.9) 26,786	5.0 (3.5-6.5) 21,723	4.5 (3.0-5.9) 18,835	
HOUSEHOLDS WITH MINOR CHILDREN THAT HAVE RESIDENT ADULT SMOKERS					
<i>Estimated Prevalence (%)</i>	2012	2014	2016	2017	
<i>Confidence Interval (CI)</i>	% CI N	% CI N	% CI N	% N	
<i>Estimated Number (N)</i>					
Proportion with Adult Smokers	15.2 (9.7-20.8) 41,554	11.3 (6.5-16.2) 31,651	8.5 (5.4-11.6) 22,479	BRFSS Data Not Collected	
CIGARETTE SMOKING AMONG THOSE RECEIVING MENTAL HEALTH AND/OR SUBSTANCE-RELATED DISORDER SERVICES					
Maryland Outcomes Measurement System Datamart (OMS)					
<i>Prevalence (%)</i>	2014	2015	2016	2017	2018
<i>Number (N)</i>	% N	% N	% N	% N	% N
Mental Health Services	33.7 (1,291)	28.8 (1,234)	28.6 (1,348)	24.2 (1,187)	20.0 (1,039)
Substance-Related Disorder Services	Not Available	55.2 (148)	62.1 (308)	65.0 (575)	59.0 (563)
Both	Not Available	62.4 (58)	68.4 (121)	67.0 (203)	65.0 (160)
PERCENT AND NUMBER OF PREGNANT FEMALES SMOKING DURING PREGNANCY					
Vital Statistics Administration					
<i>Prevalence (%)</i>	2012	2014	2016	2017	
<i>Number (N)</i>	% N	% N	% N	% N	
Proportion of Pregnant Smokers	1.6 (213)	1.4 (186)	1.0 (134)	1.0 (132)	

When "BRFSS Data Not Available" is noted in the tables, this is due to a high uncertainty or an insufficient sample size.

*Any tobacco includes cigarettes, cigars, and smokeless tobacco, excludes ESDs and other tobacco (pipes, hookah, bidis, kreteks, or dissolvable).

**By CRF/Tobacco legislative statute, minority is defined as an individual of African American, Hispanic, Native American, or Asian descent plus all women (MD Health-General Article §13-1101).



Prince George's County

Tobacco/ESD Use by Adults: 2012-2017

Behavioral Risk Factor Surveillance System (BRFSS)

CURRENT USE OF TOBACCO/ELECTRONIC SMOKING DEVICES (ESDs)				
<i>Estimated Prevalence (%)</i>	2012	2014	2016	2017*
<i>Confidence Interval (CI)</i>	% CI N	% CI N	% CI N	% CI N
<i>Estimated Number (N)</i>				
Any Tobacco <i>(Any tobacco includes cigarettes, cigars, smokeless tobacco, and other tobacco products, excludes ESDs)</i>	16.6 (13.1-20.1) 103,805	18.3 (14.1-22.4) 127,102	13.6 (11.3-15.9) 97,260	13.4 (10.7-16.1) 95,279
Cigarettes	14.2 (10.8-17.5) 88,296	11.8 (8.7-15.0) 79,628	11.3 (9.1-13.4) 74,789	10.3 (7.8-12.7) 68,564
Cigars	4.7 (2.6-6.7) 23,783	8.1 (4.5-11.6) 52,011	3.1 (2.0-4.3) 18,610	4.1 (2.5-5.6) 25,441
Smokeless Tobacco	BRFSS Data Not Available	BRFSS Data Not Available	BRFSS Data Not Available	BRFSS Data Not Available
ESDs	No BRFSS Data Collected	BRFSS Data Not Available	2.4 (1.3-3.5) 15,768	BRFSS Data Not Available
CURRENT TOBACCO USE — Gender and Race/Ethnicity				
<i>Estimated Prevalence (%)</i>	2012	2014	2016	2017*
<i>Confidence Interval (CI)</i>	% CI N	% CI N	% CI N	% CI N
<i>Estimated Number (N)</i>				
Female	13.1 (9.5-16.8) 43,722	13.6 (9.2-18.0) 49,837	10.0 (7.4-12.6) 37,598	9.3 (6.4-12.1) 34,659
Male	21.1 (15.0-27.1) 64,038	23.5 (16.4-30.7) 77,266	17.7 (13.8-21.5) 59,662	18.0 (13.3-22.7) 60,619
White	18.5 (11.5-25.5) 23,520	16.7 (9.3-24.2) 19,367	14.6 (9.7-19.4) 16,394	14.2 (9.5-18.9) 15,567
African American/Black	16.9 (12.8-20.9) 66,271	19.9 (14.4-25.5) 85,302	15.0 (11.9-18.0) 65,044	12.6 (9.3-16.0) 54,833
Asian	BRFSS Data Not Available	BRFSS Data Not Available	BRFSS Data Not Available	BRFSS Data Not Available
Hispanic/Latino	BRFSS Data Not Available	BRFSS Data Not Available	BRFSS Data Not Available	16.5 (7.2-25.8) 18,951
American Indian/Alaskan Native	BRFSS Data Not Available	BRFSS Data Not Available	BRFSS Data Not Available	BRFSS Data Not Available
**Minority Combined (Race & Female)	16.4 (12.8-20.1) 93,972	17.7 (13.3-22.1) 113,264	13.1 (10.7-15.4) 85,814	13.0 (10.2-15.9) 85,325

When "BRFSS Data Not Available" is noted in the tables, this is due to a high uncertainty or an insufficient sample size.

***Any tobacco** includes cigarettes, cigars, and smokeless tobacco, excludes ESDs and other tobacco (pipes, hookah, bidis, kreteks, or dissolvable).

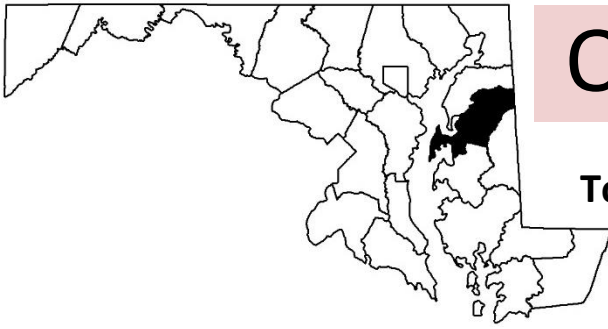
**By CRF/Tobacco legislative statute, minority is defined as an individual of African American, Hispanic, Native American, or Asian descent plus all women (MD Health-General Article §13-1101).

CURRENT TOBACCO USE — Income and Education				
<i>Estimated Prevalence (%)</i>	2012	2014	2016	2017*
<i>Confidence Interval (CI)</i>	% CI N	% CI N	% CI N	% CI N
<i>Estimated Number (N)</i>				
Income				
< \$50k	23.3 (16.5-30.1)	17.4 (10.5-24.3)	16.0 (11.9-20.1)	17.7 (11.9-23.5)
	56,923	42,110	37,900	42,463
> \$50k	12.3 (8.9-15.7)	19.0 (13.1-25.0)	13.2 (9.9-16.5)	13.5 (9.8-17.2)
	38,252	63,513	43,266	45,298
Education				
No High School	28.7 (13.1-44.3)	BRFSS Data Not Available	BRFSS Data Not Available	BRFSS Data Not Available
	22,374			
High School or GED	24.8 (17.0-32.5)	24.3 (15.2-33.4)	19.0 (14.1-23.9)	18.7 (12.5-24.8)
	39,769	43,416	34,392	34,284
Some College	15.8 (10.0-21.6)	19.5 (12.6-26.5)	13.8 (9.8-17.8)	13.0 (8.2-17.9)
	32,952	46,655	32,436	28,302
College Grad	6.8 (4.3-9.2)	7.4 (4.1-10.7)	7.8 (5.3-10.3)	9.8 (6.2-13.4)
	12,664	14,546	16,157	22,216
HOUSEHOLDS WITH MINOR CHILDREN THAT HAVE RESIDENT ADULT SMOKERS				
<i>Estimated Prevalence (%)</i>	2012	2014	2016	2017
<i>Confidence Interval (CI)</i>	% CI N	% CI N	% CI N	% CI N
<i>Estimated Number (N)</i>				
Proportion with Adult Smokers	21.4 (14.7-28.2)	17.4 (11.3-23.5)	20.1 (14.8-25.5)	BRFSS Data Not Collected
	48,264	44,688	45,308	
CIGARETTE SMOKING AMONG THOSE RECEIVING MENTAL HEALTH AND/OR SUBSTANCE-RELATED DISORDER SERVICES				
Maryland Outcomes Measurement System Datamart (OMS)				
<i>Prevalence (%)</i>	2014	2015	2016	2017
<i>Number (N)</i>	% N	% N	% N	% N
Mental Health Services	32.9 (1,285)	29.3 (1,371)	26.1 (1,298)	22.8 (1,225)
	19.2 (1,133)			
Substance-Related Disorder Services	Not Available	46.3 (202)	57.1 (382)	53.9 (578)
		54.2 (567)		
Both	Not Available	56.5 (52)	53.1 (69)	56.4 (119)
		50.6 (90)		
PERCENT AND NUMBER OF PREGNANT FEMALES SMOKING DURING PREGNANCY				
Vital Statistics Administration				
<i>Prevalence (%)</i>	2012	2014	2016	2017
<i>Number (N)</i>	% N	% N	% N	% N
Proportion of Pregnant Smokers	2.4 (281)	2.5 (304)	1.6 (197)	1.6 (200)

When "BRFSS Data Not Available" is noted in the tables, this is due to a high uncertainty or an insufficient sample size.

*Any tobacco includes cigarettes, cigars, and smokeless tobacco, excludes ESDs and other tobacco (pipes, hookah, bidis, kreteks, or dissolvable).

**By CRF/Tobacco legislative statute, minority is defined as an individual of African American, Hispanic, Native American, or Asian descent plus all women (MD Health-General Article §13-1101).



Queen Anne's County

Tobacco/ESD Use by Adults: 2012-2017

Behavioral Risk Factor Surveillance System (BRFSS)

CURRENT USE OF TOBACCO/ELECTRONIC SMOKING DEVICES (ESDs)				
<i>Estimated Prevalence (%)</i>	2012	2014	2016	2017*
<i>Confidence Interval (CI)</i>	% CI N	% CI N	% CI N	% CI N
<i>Estimated Number (N)</i>				
Any Tobacco <i>(Any tobacco includes cigarettes, cigars, smokeless tobacco, and other tobacco products, excludes ESDs)</i>	19.3 (10.6-28.0) 5,970	17.2 (10.1-24.2) 6,451	18.0 (12.9-23.2) 6,949	20.5 (12.5-28.4) 7,886
Cigarettes	17.2 (8.6-25.7) 5,307	13.6 (6.8-20.3) 4,884	16.5 (11.4-21.6) 6,072	15.4 (8.4-22.5) 5,605
Cigars	BRFSS Data Not Available	BRFSS Data Not Available	BRFSS Data Not Available	BRFSS Data Not Available
Smokeless Tobacco	BRFSS Data Not Available	BRFSS Data Not Available	BRFSS Data Not Available	BRFSS Data Not Available
ESDs	No BRFSS Data Collected	BRFSS Data Not Available	BRFSS Data Not Available	BRFSS Data Not Available
		Available	Available	Available
CURRENT TOBACCO USE — Gender and Race/Ethnicity				
<i>Estimated Prevalence (%)</i>	2012	2014	2016	2017*
<i>Confidence Interval (CI)</i>	% CI N	% CI N	% CI N	% CI N
<i>Estimated Number (N)</i>				
Female	10.8 (5.5-16.1) 1,350	12.7 (6.3-19.2) 2,143	13.6 (7.5-19.6) 2,643	BRFSS Data Not Available
Male	25.5 (11.7-39.3) 4,824	20.8 (9.1-32.4) 4,307	22.6 (14.5-30.7) 4,306	31.5 (18.0-45.0) 5,732
White	19.7 (10.5-29.0) 5,468	14.9 (8.4-21.3) 4,825	16.7 (11.5-22.0) 5,669	20.4 (11.9-28.8) 6,864
African American/Black	BRFSS Data Not Available	BRFSS Data Not Available	BRFSS Data Not Available	BRFSS Data Not Available
Asian	BRFSS Data Not Available	BRFSS Data Not Available	BRFSS Data Not Available	BRFSS Data Not Available
Hispanic/Latino	BRFSS Data Not Available	BRFSS Data Not Available	BRFSS Data Not Available	BRFSS Data Not Available
American Indian/Alaskan Native	BRFSS Data Not Available	BRFSS Data Not Available	BRFSS Data Not Available	BRFSS Data Not Available
**Minority Combined (Race & Female)	12.8 (5.7-19.8) 1,961	16.7 (7.5-25.9) 3,320	16.7 (10.0-23.4) 3,620	14.0 (6.3-21.8) 3,129

When "BRFSS Data Not Available" is noted in the tables, this is due to a high uncertainty or an insufficient sample size.

***Any tobacco** includes cigarettes, cigars, and smokeless tobacco, excludes ESDs and other tobacco (pipes, hookah, bidis, kreteks, or dissolvable).

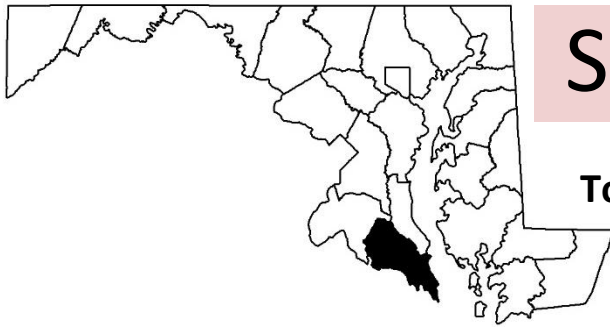
**By CRF/Tobacco legislative statute, minority is defined as an individual of African American, Hispanic, Native American, or Asian descent plus all women (MD Health-General Article §13-1101).

CURRENT TOBACCO USE — Income and Education				
<i>Estimated Prevalence (%)</i>	2012	2014	2016	2017*
<i>Confidence Interval (CI)</i>	% CI N	% CI N	% CI N	% CI N
<i>Estimated Number (N)</i>				
Income				
< \$50k	44.8 (27.2-62.4) 3,701	BRFSS Data Not Available	30.0 (17.9-42.1) 3,050	BRFSS Data Not Available
> \$50k	8.6 (3.9-13.3) 1,751	12.4 (5.4-19.5) 2,259	13.6 (7.4-19.7) 2,970	20.7 (9.0-32.3) 4,532
Education				
No High School/High School- GED	29.2 (13.5-45.0) 3,577	BRFSS Data Not Available	20.2 (12.6-27.8) 2,930	23.6 (10.7-36.6) 3,072
Some College/College Grad	BRFSS Data Not Available	15.5 (7.1-23.9) 3,331	16.8 (9.9-23.6) 4,020	18.9 (8.9-29.0) 4,814
HOUSEHOLDS WITH MINOR CHILDREN THAT HAVE RESIDENT ADULT SMOKERS				
<i>Estimated Prevalence (%)</i>	2012	2014	2016	2017
<i>Confidence Interval (CI)</i>	% CI N	% CI N	% CI N	% CI N
<i>Estimated Number (N)</i>				
Proportion with Adult Smokers	23.6 (10.1-37.2) 3,477	19.1 (9.2-28.9) 2,007	26.9 (15.7-28.1) 3,412	BRFSS Data Not Collected
CIGARETTE SMOKING AMONG THOSE RECEIVING MENTAL HEALTH AND/OR SUBSTANCE-RELATED DISORDER SERVICES				
Maryland Outcomes Measurement System Datamart (OMS)				
<i>Prevalence (%)</i>	2014	2015	2016	2017
<i>Number (N)</i>	% N	% N	% N	% N
Mental Health Services	49.8 (264)	48.2 (254)	42.1 (228)	40.8 (243)
Substance-Related Disorder Services	Not Available	72.0 (116)	59.9 (85)	62.2 (156)
Both	Not Available	68.1 (32)	55.2 (32)	73.2 (60)
71.1 (69)				
PERCENT AND NUMBER OF PREGNANT FEMALES SMOKING DURING PREGNANCY				
Vital Statistics Administration				
<i>Prevalence (%)</i>	2012	2014	2016	2017
<i>Number (N)</i>	% N	% N	% N	% N
Proportion of Pregnant Smokers	10.2 (45)	11.5 (50)	7.2 (36)	8.4 (43)

When "BRFSS Data Not Available" is noted in the tables, this is due to a high uncertainty or an insufficient sample size.

*Any tobacco includes cigarettes, cigars, and smokeless tobacco, excludes ESDs and other tobacco (pipes, hookah, bidis, kreteks, or dissolvable).

**By CRF/Tobacco legislative statute, minority is defined as an individual of African American, Hispanic, Native American, or Asian descent plus all women (MD Health-General Article §13-1101).



Saint Mary's County

Tobacco/ESD Use by Adults: 2012-2017

Behavioral Risk Factor Surveillance System (BRFSS)

CURRENT USE OF TOBACCO/ELECTRONIC SMOKING DEVICES (ESDs)				
<i>Estimated Prevalence (%)</i>	2012	2014	2016	2017*
<i>Confidence Interval (CI)</i>	% CI N	% CI N	% CI N	% CI N
<i>Estimated Number (N)</i>				
Any Tobacco <i>(Any tobacco includes cigarettes, cigars, smokeless tobacco, and other tobacco products, excludes ESDs)</i>	23.4 (14.7-32.0) 20,585	19.4 (10.9-27.9) 14,646	17.2 (12.9-21.5) 14,663	20.2 (13.3-27.1) 14,920
Cigarettes	20.3 (11.8-28.8) 17,800	14.8 (8.6-21.1) 10,953	15.4 (11.1-19.7) 12,350	18.9 (11.8-26.1) 13,042
Cigars	BRFSS Data Not Available	BRFSS Data Not Available	BRFSS Data Not Available	BRFSS Data Not Available
Smokeless Tobacco	BRFSS Data Not Available	BRFSS Data Not Available	BRFSS Data Not Available	BRFSS Data Not Available
ESDs	No BRFSS Data Collected	BRFSS Data Not Available	BRFSS Data Not Available	BRFSS Data Not Available
		Available	Available	Available
CURRENT TOBACCO USE — Gender and Race/Ethnicity				
<i>Estimated Prevalence (%)</i>	2012	2014	2016	2017*
<i>Confidence Interval (CI)</i>	% CI N	% CI N	% CI N	% CI N
<i>Estimated Number (N)</i>				
Female	18.5 (8.9-28.0) 8,671	7.7 (3.9-11.5) 2,700	18.0 (12.3-23.8) 7,764	10.8 (6.0-15.6) 4,111
Male	27.6 (13.5-41.6) 12,048	29.5 (15.3-43.7) 11,946	16.3 (10.0-22.7) 6,900	30.4 (18.4-42.4) 10,809
White	26.3 (16.4-36.2) 19,482	20.6 (10.9-30.2) 12,416	19.4 (14.4-24.4) 12,698	23.0 (15.0-31.1) 13,619
African American/Black	BRFSS Data Not Available	BRFSS Data Not Available	BRFSS Data Not Available	BRFSS Data Not Available
Asian	BRFSS Data Not Available	BRFSS Data Not Available	BRFSS Data Not Available	BRFSS Data Not Available
Hispanic/Latino	BRFSS Data Not Available	BRFSS Data Not Available	BRFSS Data Not Available	BRFSS Data Not Available
American Indian/Alaskan Native	BRFSS Data Not Available	BRFSS Data Not Available	BRFSS Data Not Available	BRFSS Data Not Available
**Minority Combined (Race & Female)	17.1 (8.6-25.6) 9,213	BRFSS Data Not Available	16.7 (11.5-21.9) 8,674	12.4 (7.1-17.8) 5,305

When "BRFSS Data Not Available" is noted in the tables, this is due to a high uncertainty or an insufficient sample size.

***Any tobacco** includes cigarettes, cigars, and smokeless tobacco, excludes ESDs and other tobacco (pipes, hookah, bidis, kreteks, or dissolvable).

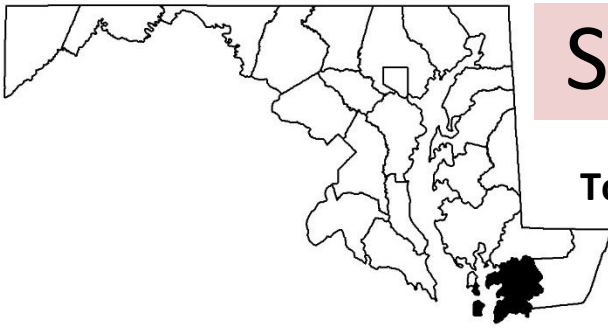
**By CRF/Tobacco legislative statute, minority is defined as an individual of African American, Hispanic, Native American, or Asian descent plus all women (MD Health-General Article §13-1101).

CURRENT TOBACCO USE — Income and Education					
<i>Estimated Prevalence (%)</i>	2012	2014	2016	2017*	
<i>Confidence Interval (CI)</i>	% CI N	% CI N	% CI N	% CI N	
<i>Estimated Number (N)</i>					
Income					
< \$50k	BRFSS Data Not Available	BRFSS Data Not Available	14.1 (6.9-21.4) 3,047	27.2 (14.7-39.7) 4,100	
> \$50k	23.3 (12.3-34.3) 12,218	BRFSS Data Not Available	18.7 (12.5-24.9) 8,819	20.3 (10.5-30.1) 9,102	
Education					
No High School/High School- GED	24.3 (10.4-38.3) 10,747	28.3 (14.5-42.0) 7,615	21.4 (13.9-29.0) 8,072	27.5 (15.1-39.9) 9,713	
Some College/College Grad	21.6 (11.8-31.3) 9,972	BRFSS Data Not Available	13.9 (9.1-18.8) 6,591	13.7 (7.7-19.8) 5,207	
HOUSEHOLDS WITH MINOR CHILDREN THAT HAVE RESIDENT ADULT SMOKERS					
<i>Estimated Prevalence (%)</i>	2012	2014	2016	2017	
<i>Confidence Interval (CI)</i>	% CI N	% CI N	% CI N	% CI N	
<i>Estimated Number (N)</i>					
Proportion with Adult Smokers	41.2 (24.3-58.1) 13,392	31.2 (13.5-48.9) 7,683	27.4 (18.2-36.7) 8,353	BRFSS Data Not Collected	
CIGARETTE SMOKING AMONG THOSE RECEIVING MENTAL HEALTH AND/OR SUBSTANCE-RELATED DISORDER SERVICES					
Maryland Outcomes Measurement System Datamart (OMS)					
<i>Prevalence (%)</i>	2014	2015	2016	2017	2018
<i>Number (N)</i>	% N	% N	% N	% N	% N
Mental Health Services	49.5 (546)	44.3 (550)	46.5 (570)	47.9 (524)	44.2 (523)
Substance-Related Disorder Services	Not Available	77.0 (191)	68.6 (361)	78.9 (627)	75.7 (587)
Both	Not Available	72.3 (68)	74.8 (116)	80.0 (140)	70.7 (128)
PERCENT AND NUMBER OF PREGNANT FEMALES SMOKING DURING PREGNANCY					
Vital Statistics Administration					
<i>Prevalence (%)</i>	2012	2014	2016	2017	
<i>Number (N)</i>	% N	% N	% N	% N	
Proportion of Pregnant Smokers	12.2 (169)	10.5 (155)	7.8 (111)	9.3 (125)	

When "BRFSS Data Not Available" is noted in the tables, this is due to a high uncertainty or an insufficient sample size.

*Any tobacco includes cigarettes, cigars, and smokeless tobacco, excludes ESDs and other tobacco (pipes, hookah, bidis, kreteks, or dissolvable).

**By CRF/Tobacco legislative statute, minority is defined as an individual of African American, Hispanic, Native American, or Asian descent plus all women (MD Health-General Article §13-1101).



Somerset County

Tobacco/ESD Use by Adults: 2012-2017

Behavioral Risk Factor Surveillance System (BRFSS)

CURRENT USE OF TOBACCO/ELECTRONIC SMOKING DEVICES (ESDs)				
<i>Estimated Prevalence (%)</i>	2012	2014	2016	2017*
<i>Confidence Interval (CI)</i>	% CI N	% CI N	% CI N	% CI N
<i>Estimated Number (N)</i>				
Any Tobacco <i>(Any tobacco includes cigarettes, cigars, smokeless tobacco, and other tobacco products, excludes ESDs)</i>	34.5 (16.0-53.0) 5,087	24.1 (12.5-35.7) 4,504	24.2 (12.8-35.6) 3,364	29.9 (15.7-44.2) 5,072
Cigarettes	34.8 (16.0-53.6) 5,050	19.8 (8.8-30.7) 3,636	22.9 (11.1-34.7) 2,978	30.3 (15.7-45.0) 4,979
Cigars	BRFSS Data Not Available	BRFSS Data Not Available	BRFSS Data Not Available	BRFSS Data Not Available
Smokeless Tobacco	BRFSS Data Not Available	BRFSS Data Not Available	BRFSS Data Not Available	BRFSS Data Not Available
ESDs	No BRFSS Data Collected	BRFSS Data Not Available	BRFSS Data Not Available	BRFSS Data Not Available

CURRENT TOBACCO USE — Gender and Race/Ethnicity				
<i>Estimated Prevalence (%)</i>	2012	2014	2016	2017*
<i>Confidence Interval (CI)</i>	% CI N	% CI N	% CI N	% CI N
<i>Estimated Number (N)</i>				
Female	BRFSS Data Not Available	BRFSS Data Not Available	BRFSS Data Not Available	BRFSS Data Not Available
Male	26.5 (11.4-41.6) 1,159	36.4 (17.9-55.0) 3,829	43.9 (24.4-63.3) 2,801	BRFSS Data Not Available
White	40.9 (20.1-61.7) 4,738	27.2 (13.6-40.9) 3,782	BRFSS Data Not Available	32.6 (16.0-49.2) 3,135
African American/Black	BRFSS Data Not Available	BRFSS Data Not Available	42.2 (19.7-64.7) 1,826	BRFSS Data Not Available
Asian	BRFSS Data Not Available	BRFSS Data Not Available	BRFSS Data Not Available	BRFSS Data Not Available
Hispanic/Latino	BRFSS Data Not Available	BRFSS Data Not Available	BRFSS Data Not Available	BRFSS Data Not Available
American Indian/Alaskan Native	BRFSS Data Not Available	BRFSS Data Not Available	BRFSS Data Not Available	BRFSS Data Not Available
**Minority Combined (Race & Female)	BRFSS Data Not Available	BRFSS Data Not Available	23.5 (10.9-36.2) 2,517	BRFSS Data Not Available

When "BRFSS Data Not Available" is noted in the tables, this is due to a high uncertainty or an insufficient sample size.

***Any tobacco** includes cigarettes, cigars, and smokeless tobacco, excludes ESDs and other tobacco (pipes, hookah, bidis, kreteks, or dissolvable).

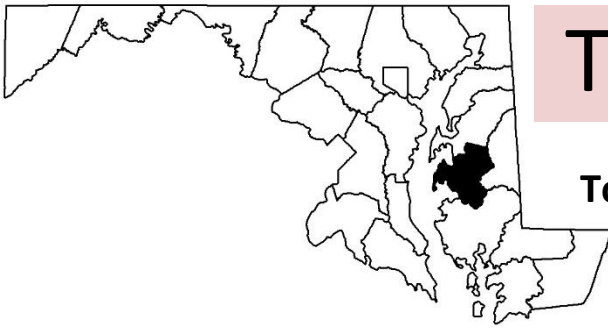
**By CRF/Tobacco legislative statute, minority is defined as an individual of African American, Hispanic, Native American, or Asian descent plus all women (MD Health-General Article §13-1101).

CURRENT TOBACCO USE — Income and Education					
<i>Estimated Prevalence (%)</i>	2012	2014	2016	2017*	
<i>Confidence Interval (CI)</i>	% CI N	% CI N	% CI N	% CI N	
<i>Estimated Number (N)</i>					
Income					
< \$50k	BRFSS Data Not Available	BRFSS Data Not Available	34.8 (16.8-52.9) 2,343	BRFSS Data Not Available	
> \$50k	BRFSS Data Not Available	BRFSS Data Not Available	BRFSS Data Not Available	BRFSS Data Not Available	
Education					
No High School/High School- GED	33.7 (14.6-52.9) 2,784	BRFSS Data Not Available	35.7 (18.9-52.5) 3,038	39.3 (21.5-57.1) 4,300	
Some College/College Grad	BRFSS Data Not Available	BRFSS Data Not Available	BRFSS Data Not Available	BRFSS Data Not Available	
HOUSEHOLDS WITH MINOR CHILDREN THAT HAVE RESIDENT ADULT SMOKERS					
<i>Estimated Prevalence (%)</i>	2012	2014	2016	2017	
<i>Confidence Interval (CI)</i>	% CI N	% CI N	% CI N	% CI N	
<i>Estimated Number (N)</i>					
Proportion with Adult Smokers	BRFSS Data Not Available	BRFSS Data Not Available	BRFSS Data Not Available	BRFSS Data Not Collected	
CIGARETTE SMOKING AMONG THOSE RECEIVING MENTAL HEALTH AND/OR SUBSTANCE-RELATED DISORDER SERVICES					
Maryland Outcomes Measurement System Datamart (OMS)					
<i>Prevalence (%)</i>	2014	2015	2016	2017	2018
<i>Number (N)</i>	% N	% N	% N	% N	% N
Mental Health Services	38.6 (186)	35.2 (174)	42.1 (241)	39.3 (220)	38.0 (219)
Substance-Related Disorder Services	Not Available	73.3 (132)	73.5 (161)	63.3 (167)	64.7 (152)
Both	Not Available	60.9 (28)	70.1 (47)	66.1 (41)	70.0 (42)
PERCENT AND NUMBER OF PREGNANT FEMALES SMOKING DURING PREGNANCY					
Vital Statistics Administration					
<i>Prevalence (%)</i>	2012	2014	2016	2017	
<i>Number (N)</i>	% N	% N	% N	% N	
Proportion of Pregnant Smokers	13.3 (35)	15.9 (38)	14.7 (39)	14.0 (34)	

When "BRFSS Data Not Available" is noted in the tables, this is due to a high uncertainty or an insufficient sample size.

*Any tobacco includes cigarettes, cigars, and smokeless tobacco, excludes ESDs and other tobacco (pipes, hookah, bidis, kreteks, or dissolvable).

**By CRF/Tobacco legislative statute, minority is defined as an individual of African American, Hispanic, Native American, or Asian descent plus all women (MD Health-General Article §13-1101).



Talbot County

Tobacco/ESD Use by Adults: 2012-2017

Behavioral Risk Factor Surveillance System (BRFSS)

CURRENT USE OF TOBACCO/ELECTRONIC SMOKING DEVICES (ESDs)				
<i>Estimated Prevalence (%)</i>	2012	2014	2016	2017*
<i>Confidence Interval (CI)</i>	% CI N	% CI N	% CI N	% CI N
<i>Estimated Number (N)</i>				
Any Tobacco <i>(Any tobacco includes cigarettes, cigars, smokeless tobacco, and other tobacco products, excludes ESDs)</i>	21.5 (7.8-35.2) 6,776	19.2 (12.4-26.0) 6,063	15.0 (10.4-19.7) 4,573	17.6 (11.0-24.3) 5,294
Cigarettes	BRFSS Data Not Available	17.1 (10.3-23.8) 5,185	13.6 (9.0-18.2) 3,988	15.4 (8.7-22.1) 4,372
Cigars	BRFSS Data Not Available	BRFSS Data Not Available	BRFSS Data Not Available	BRFSS Data Not Available
Smokeless Tobacco	BRFSS Data Not Available	BRFSS Data Not Available	BRFSS Data Not Available	BRFSS Data Not Available
ESDs	No BRFSS Data Collected	BRFSS Data Not Available	BRFSS Data Not Available	BRFSS Data Not Available
		Available	Available	Available
CURRENT TOBACCO USE — Gender and Race/Ethnicity				
<i>Estimated Prevalence (%)</i>	2012	2014	2016	2017*
<i>Confidence Interval (CI)</i>	% CI N	% CI N	% CI N	% CI N
<i>Estimated Number (N)</i>				
Female	BRFSS Data Not Available	15.9 (7.8-24.1) 2,811	10.7 (5.7-15.8) 1,740	BRFSS Data Not Available
Male	BRFSS Data Not Available	23.3 (12.0-34.6) 3,252	19.9 (11.9-27.9) 2,833	22.9 (12.0-33.9) 3,175
White	BRFSS Data Not Available	18.1 (11.2-25.0) 4,486	14.6 (9.4-19.8) 3,541	18.9 (11.3-26.4) 4,510
African American/Black	BRFSS Data Not Available	BRFSS Data Not Available	BRFSS Data Not Available	BRFSS Data Not Available
Asian	BRFSS Data Not Available	BRFSS Data Not Available	BRFSS Data Not Available	BRFSS Data Not Available
Hispanic/Latino	BRFSS Data Not Available	BRFSS Data Not Available	BRFSS Data Not Available	BRFSS Data Not Available
American Indian/Alaskan Native	BRFSS Data Not Available	BRFSS Data Not Available	BRFSS Data Not Available	BRFSS Data Not Available
**Minority Combined (Race & Female)	BRFSS Data Not Available	19.6 (10.7-28.5) 4,075	11.8 (7.0-16.6) 2,286	12.4 (5.3-19.6) 2,253

When "BRFSS Data Not Available" is noted in the tables, this is due to a high uncertainty or an insufficient sample size.

***Any tobacco** includes cigarettes, cigars, and smokeless tobacco, excludes ESDs and other tobacco (pipes, hookah, bidis, kreteks, or dissolvable).

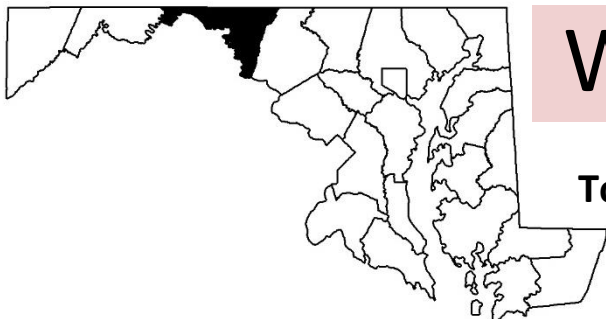
**By CRF/Tobacco legislative statute, minority is defined as an individual of African American, Hispanic, Native American, or Asian descent plus all women (MD Health-General Article §13-1101).

CURRENT TOBACCO USE — Income and Education					
<i>Estimated Prevalence (%)</i>	2012	2014	2016	2017*	
<i>Confidence Interval (CI)</i>	% CI N	% CI N	% CI N	% CI N	
<i>Estimated Number (N)</i>					
Income					
< \$50k	BRFSS Data	30.7	18.9	25.3	
	Not Available	(17.0-44.3)	(10.7-27.1)	(13.3-37.4)	
	Available	3,459	2,161	2,412	
> \$50k	BRFSS Data	BRFSS Data	8.6	BRFSS Data	
	Not Available	Not Available	(4.0-13.2)	Not Available	
	Available	Available	1,091	Available	
Education					
No High School/High School- GED	BRFSS Data	30.4	24.5	26.2	
	Not Available	(16.6-44.1)	(15.4-33.6)	(12.6-39.7)	
	Available	3,769	3,202	3,077	
Some College/College Grad	BRFSS Data	12.0	7.9	12.2	
	Not Available	(5.9-18.0)	(4.2-11.7)	(6.3-18.0)	
	Available	2,294	1,371	2,217	
HOUSEHOLDS WITH MINOR CHILDREN THAT HAVE RESIDENT ADULT SMOKERS					
<i>Estimated Prevalence (%)</i>	2012	2014	2016	2017	
<i>Confidence Interval (CI)</i>	% CI N	% CI N	% CI N	% CI N	
<i>Estimated Number (N)</i>					
Proportion with Adult Smokers	BRFSS Data	41.2	BRFSS Data	BRFSS Data	
	Not Available	(24.4-58.1)	Not Available	Not Available	
	Available	4,437	Available	Collected	
CIGARETTE SMOKING AMONG THOSE RECEIVING MENTAL HEALTH AND/OR SUBSTANCE-RELATED DISORDER SERVICES					
Maryland Outcomes Measurement System Datamart (OMS)					
<i>Prevalence (%)</i>	2014	2015	2016	2017	2018
<i>Number (N)</i>	% N	% N	% N	% N	% N
Mental Health Services	40.9	37.3	37.5	37.5	32.7
	(206)	(188)	(205)	(197)	(180)
Substance-Related Disorder Services	Not Available	67.0	60.9	58.9	62.6
		(77)	(98)	(146)	(213)
Both	Not Available	80.6	53.4	66.2	61.4
		(29)	(31)	(45)	(54)
PERCENT AND NUMBER OF PREGNANT FEMALES SMOKING DURING PREGNANCY					
Vital Statistics Administration					
<i>Prevalence (%)</i>	2012	2014	2016	2017	
<i>Number (N)</i>	% N	% N	% N	% N	
Proportion of Pregnant Smokers	11.8	7.5	8.5	6.2	
	(38)	(25)	(28)	(22)	

When "BRFSS Data Not Available" is noted in the tables, this is due to a high uncertainty or an insufficient sample size.

*Any tobacco includes cigarettes, cigars, and smokeless tobacco, excludes ESDs and other tobacco (pipes, hookah, bidis, kreteks, or dissolvable).

**By CRF/Tobacco legislative statute, minority is defined as an individual of African American, Hispanic, Native American, or Asian descent plus all women (MD Health-General Article §13-1101).



Washington County

Tobacco/ESD Use by Adults: 2012-2017

Behavioral Risk Factor Surveillance System (BRFSS)

CURRENT USE OF TOBACCO/ELECTRONIC SMOKING DEVICES (ESDs)				
<i>Estimated Prevalence (%)</i>	2012	2014	2016	2017*
<i>Confidence Interval (CI)</i>	% CI N	% CI N	% CI N	% CI N
<i>Estimated Number (N)</i>				
Any Tobacco <i>(Any tobacco includes cigarettes, cigars, smokeless tobacco, and other tobacco products, excludes ESDs)</i>	20.8 (14.0-27.6) 21,800	24.7 (16.9-32.5) 29,014	21.9 (17.5-26.4) 25,656	19.6 (13.8-25.4) 23,120
Cigarettes	18.0 (11.3-24.7) 18,809	21.5 (14.0-29.1) 24,533	18.3 (14.2-22.4) 20,347	17.3 (11.6-23.0) 19,461
Cigars	BRFSS Data Not Available	BRFSS Data Not Available	BRFSS Data Not Available	BRFSS Data Not Available
Smokeless Tobacco	BRFSS Data Not Available	BRFSS Data Not Available	BRFSS Data Not Available	BRFSS Data Not Available
ESDs	No BRFSS Data Collected	BRFSS Data Not Available	4.2 (2.0-6.5) 4,647	4.2 (1.9-6.4) 4,594
CURRENT TOBACCO USE — Gender and Race/Ethnicity				
<i>Estimated Prevalence (%)</i>	2012	2014	2016	2017*
<i>Confidence Interval (CI)</i>	% CI N	% CI N	% CI N	% CI N
<i>Estimated Number (N)</i>				
Female	16.3 (11.0-21.6) 9,526	19.6 (9.8-29.3) 11,226	19.4 (14.1-24.7) 11,183	16.8 (9.8-23.8) 9,791
Male	27.1 (14.6-39.7) 13,386	29.6 (17.6-41.7) 17,788	24.4 (17.3-31.4) 14,473	22.3 (13.1-31.6) 13,330
White	18.5 (12.8-24.2) 17,444	25.1 (16.7-33.5) 23,948	22.4 (17.4-27.3) 21,617	21.4 (14.8-27.9) 21,489
African American/Black	BRFSS Data Not Available	BRFSS Data Not Available	BRFSS Data Not Available	BRFSS Data Not Available
Asian	BRFSS Data Not Available	BRFSS Data Not Available	BRFSS Data Not Available	BRFSS Data Not Available
Hispanic/Latino	BRFSS Data Not Available	BRFSS Data Not Available	BRFSS Data Not Available	BRFSS Data Not Available
American Indian/Alaskan Native	BRFSS Data Not Available	BRFSS Data Not Available	BRFSS Data Not Available	BRFSS Data Not Available
**Minority Combined (Race & Female)	20.8 (12.3-29.4) 13,617	22.0 (12.3-31.8) 15,884	19.2 (14.1-24.2) 12,853	16.2 (9.8-22.6) 11,174

When "BRFSS Data Not Available" is noted in the tables, this is due to a high uncertainty or an insufficient sample size.

***Any tobacco** includes cigarettes, cigars, and smokeless tobacco, excludes ESDs and other tobacco (pipes, hookah, bidis, kreteks, or dissolvable).

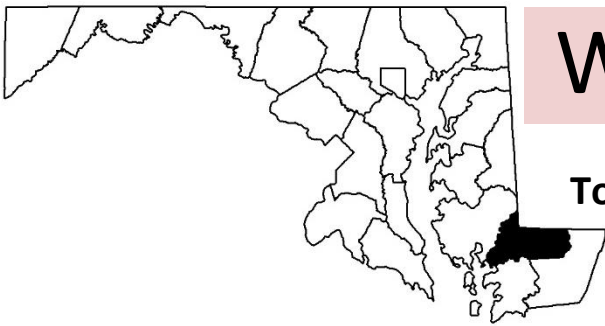
**By CRF/Tobacco legislative statute, minority is defined as an individual of African American, Hispanic, Native American, or Asian descent plus all women (MD Health-General Article §13-1101).

CURRENT TOBACCO USE — Income and Education				
<i>Estimated Prevalence (%)</i>	2012	2014	2016	2017*
<i>Confidence Interval (CI)</i>	% CI N	% CI N	% CI N	% CI N
<i>Estimated Number (N)</i>				
Income				
< \$50k	33.2 (19.9-46.4)	28.2 (16.8-39.5)	31.2 (23.4-38.9)	23.8 (13.0-34.7)
	14,921	18,301	14,634	11,239
> \$50k	10.1 (5.1-15.1)	23.4 (10.8-36.0)	16.0 (9.6-22.3)	19.5 (10.5-28.4)
	4,989	8,772	7,853	8,951
Education				
No High School/High School- GED	27.1 (16.7-37.6)	33.8 (21.6-45.9)	28.8 (21.8-35.7)	22.3 (13.8-30.8)
	16,748	20,127	18,212	15,276
Some College/College Grad	12.4 (6.9-17.8)	15.4 (6.8-24.0)	13.9 (8.9-18.9)	15.9 (8.5-23.3)
	5,607	8,887	7,444	7,845
HOUSEHOLDS WITH MINOR CHILDREN THAT HAVE RESIDENT ADULT SMOKERS				
<i>Estimated Prevalence (%)</i>	2012	2014	2016	2017
<i>Confidence Interval (CI)</i>	% CI N	% CI N	% CI N	% CI N
<i>Estimated Number (N)</i>				
Proportion with Adult Smokers	30.0 (16.7-43.3)	44.0 (28.5-59.5)	34.8 (25.9-43.7)	BRFSS Data Not Collected
	12,818	16,240	14,099	
CIGARETTE SMOKING AMONG THOSE RECEIVING MENTAL HEALTH AND/OR SUBSTANCE-RELATED DISORDER SERVICES				
Maryland Outcomes Measurement System Datamart (OMS)				
<i>Prevalence (%)</i>	2014	2015	2016	2017
<i>Number (N)</i>	% N	% N	% N	% N
Mental Health Services	53.4 (1,394)	51.3 (1,627)	51.2 (1,696)	50.8 (1,759)
Substance-Related Disorder Services	Not Available	73.9 (441)	74.7 (892)	75.7 (1,752)
		70.1 (1,649)		
Both	Not Available	74.2 (181)	70.2 (250)	77.4 (432)
		68.0 (382)		
PERCENT AND NUMBER OF PREGNANT FEMALES SMOKING DURING PREGNANCY				
Vital Statistics Administration				
<i>Prevalence (%)</i>	2012	2014	2016	2017
<i>Number (N)</i>	% N	% N	% N	% N
Proportion of Pregnant Smokers	21.3 (376)	20.0 (361)	17.4 (294)	16.1 (264)

When "BRFSS Data Not Available" is noted in the tables, this is due to a high uncertainty or an insufficient sample size.

*Any tobacco includes cigarettes, cigars, and smokeless tobacco, excludes ESDs and other tobacco (pipes, hookah, bidis, kreteks, or dissolvable).

**By CRF/Tobacco legislative statute, minority is defined as an individual of African American, Hispanic, Native American, or Asian descent plus all women (MD Health-General Article §13-1101).



Wicomico County

Tobacco/ESD Use by Adults: 2012-2017

Behavioral Risk Factor Surveillance System (BRFSS)

CURRENT USE OF TOBACCO/ELECTRONIC SMOKING DEVICES (ESDs)				
<i>Estimated Prevalence (%)</i>	2012	2014	2016	2017*
<i>Confidence Interval (CI)</i>	% CI N	% CI N	% CI N	% CI N
<i>Estimated Number (N)</i>				
Any Tobacco <i>(Any tobacco includes cigarettes, cigars, smokeless tobacco, and other tobacco products, excludes ESDs)</i>	26.4 (5.5-37.3) 17,134	30.1 (19.8-40.4) 26,479	21.0 (15.7-26.4) 16,924	17.6 (11.3-23.9) 15,704
Cigarettes	20.3 (11.7-29.0) 13,166	22.7 (14.2-31.2) 18,729	17.1 (11.9-22.3) 13,008	15.5 (9.3-21.6) 13,277
Cigars	BRFSS Data Not Available	BRFSS Data Not Available	BRFSS Data Not Available	BRFSS Data Not Available
Smokeless Tobacco	BRFSS Data Not Available	BRFSS Data Not Available	BRFSS Data Not Available	BRFSS Data Not Available
ESDs	No BRFSS Data Collected	BRFSS Data Not Available	BRFSS Data Not Available	BRFSS Data Not Available
		Available	Available	Available
CURRENT TOBACCO USE — Gender and Race/Ethnicity				
<i>Estimated Prevalence (%)</i>	2012	2014	2016	2017*
<i>Confidence Interval (CI)</i>	% CI N	% CI N	% CI N	% CI N
<i>Estimated Number (N)</i>				
Female	19.8 (12.5-27.1) 5,843	BRFSS Data Not Available	14.0 (8.2-19.8) 5,971	11.8 (6.5-17.1) 4,915
Male	32.9 (15.4-50.5) 12,196	38.9 (25.0-52.7) 16,799	28.9 (20.0-37.8) 10,953	22.8 (12.2-33.4) 10,789
White	21.5 (14.1-29.0) 8,793	32.5 (19.3-45.8) 16,119	20.6 (14.2-27.0) 11,227	16.1 (10.3-22.0) 8,735
African American/Black	BRFSS Data Not Available	BRFSS Data Not Available	24.4 (12.5-36.4) 4,513	BRFSS Data Not Available
Asian	BRFSS Data Not Available	BRFSS Data Not Available	BRFSS Data Not Available	BRFSS Data Not Available
Hispanic/Latino	BRFSS Data Not Available	BRFSS Data Not Available	BRFSS Data Not Available	BRFSS Data Not Available
American Indian/Alaskan Native	BRFSS Data Not Available	BRFSS Data Not Available	BRFSS Data Not Available	BRFSS Data Not Available
**Minority Combined (Race & Female)	31.2 (16.9-45.6) 13,706	27.4 (14.5-40.3) 17,531	16.2 (10.6-21.8) 8,864	16.0 (8.3-23.7) 10,131

When "BRFSS Data Not Available" is noted in the tables, this is due to a high uncertainty or an insufficient sample size.

***Any tobacco** includes cigarettes, cigars, and smokeless tobacco, excludes ESDs and other tobacco (pipes, hookah, bidis, kreteks, or dissolvable).

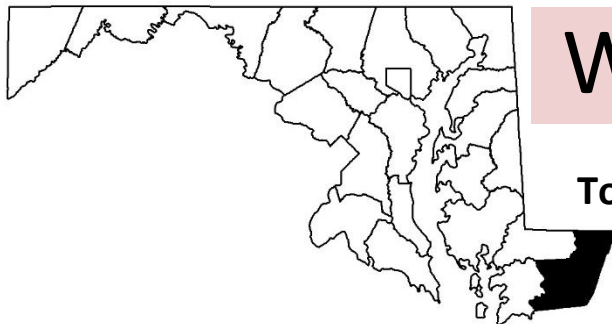
**By CRF/Tobacco legislative statute, minority is defined as an individual of African American, Hispanic, Native American, or Asian descent plus all women (MD Health-General Article §13-1101).

CURRENT TOBACCO USE — Income and Education					
<i>Estimated Prevalence (%)</i>	2012	2014	2016	2017*	
<i>Confidence Interval (CI)</i>	% CI N	% CI N	% CI N	% CI N	
<i>Estimated Number (N)</i>					
Income					
< \$50k	30.9 (15.5-46.4) 9,259	30.7 (14.9-46.5) 15,191	25.5 (16.5-34.4) 9,132	26.5 (15.6-37.4) 11,194	
> \$50k	BRFSS Data Not Available	27.8 (15.2-40.3) 7,321	15.9 (8.7-23.0) 4,436	BRFSS Data Not Available	
Education					
No High School/High School- GED	25.0 (15.2-34.9) 8,175	37.6 (21.6-53.6) 19,415	24.1 (15.5-32.7) 9,605	21.3 (10.4-32.3) 8,342	
Some College/College Grad	BRFSS Data Not Available	19.5 (10.5-28.5) 7,064	18.1 (11.7-24.5) 7,319	14.7 (7.6-21.9) 7,362	
HOUSEHOLDS WITH MINOR CHILDREN THAT HAVE RESIDENT ADULT SMOKERS					
<i>Estimated Prevalence (%)</i>	2012	2014	2016	2017	
<i>Confidence Interval (CI)</i>	% CI N	% CI N	% CI N	% CI N	
<i>Estimated Number (N)</i>					
Proportion with Adult Smokers	27.6 (13.9-41.4) 5,681	42.8 (21.6-64.0) 12,914	26.5 (15.1-37.8) 6,926	BRFSS Data Not Collected	
CIGARETTE SMOKING AMONG THOSE RECEIVING MENTAL HEALTH AND/OR SUBSTANCE-RELATED DISORDER SERVICES					
Maryland Outcomes Measurement System Datamart (OMS)					
<i>Prevalence (%)</i>	2014	2015	2016	2017	2018
<i>Number (N)</i>	% N	% N	% N	% N	% N
Mental Health Services	49.0 (908)	46.6 (924)	44.9 (947)	42.1 (910)	40.2 (846)
Substance-Related Disorder Services	Not Available	70.4 (564)	69.2 (566)	58.3 (693)	62.8 (789)
Both	Not Available	74.5 (196)	75.1 (211)	64.8 (228)	69.0 (236)
PERCENT AND NUMBER OF PREGNANT FEMALES SMOKING DURING PREGNANCY					
Vital Statistics Administration					
<i>Prevalence (%)</i>	2012	2014	2016	2017	
<i>Number (N)</i>	% N	% N	% N	% N	
Proportion of Pregnant Smokers	13.7 (166)	13.6 (165)	11.0 (136)	10.4 (134)	

When "BRFSS Data Not Available" is noted in the tables, this is due to a high uncertainty or an insufficient sample size.

*Any tobacco includes cigarettes, cigars, and smokeless tobacco, excludes ESDs and other tobacco (pipes, hookah, bidis, kreteks, or dissolvable).

**By CRF/Tobacco legislative statute, minority is defined as an individual of African American, Hispanic, Native American, or Asian descent plus all women (MD Health-General Article §13-1101).



Worcester County

Tobacco/ESD Use by Adults: 2012-2017

Behavioral Risk Factor Surveillance System (BRFSS)

CURRENT USE OF TOBACCO/ELECTRONIC SMOKING DEVICES (ESDs)				
<i>Estimated Prevalence (%)</i>	2012	2014	2016	2017*
<i>Confidence Interval (CI)</i>	% CI N	% CI N	% CI N	% CI N
<i>Estimated Number (N)</i>				
Any Tobacco <i>(Any tobacco includes cigarettes, cigars, smokeless tobacco, and other tobacco products, excludes ESDs)</i>	8.6 (3.1-14.0) 3,169	27.5 (15.5-39.5) 11,992	22.7 (15.4-30.1) 10,162	21.4 (11.6-31.2) 8,568
Cigarettes	BRFSS Data Not Available	19.6 (10.3-28.9) 8,330	20.9 (13.5-28.2) 8,749	17.4 (7.8-27.1) 6,904
Cigars	BRFSS Data Not Available	BRFSS Data Not Available	BRFSS Data Not Available	BRFSS Data Not Available
Smokeless Tobacco	BRFSS Data Not Available	BRFSS Data Not Available	BRFSS Data Not Available	BRFSS Data Not Available
ESDs	No BRFSS Data Collected	BRFSS Data Not Available	BRFSS Data Not Available	BRFSS Data Not Available

CURRENT TOBACCO USE — Gender and Race/Ethnicity				
<i>Estimated Prevalence (%)</i>	2012	2014	2016	2017*
<i>Confidence Interval (CI)</i>	% CI N	% CI N	% CI N	% CI N
<i>Estimated Number (N)</i>				
Female	BRFSS Data Not Available	BRFSS Data Not Available	21.3 (11.9-30.7) 4,373	BRFSS Data Not Available
Male	BRFSS Data Not Available	BRFSS Data Not Available	24.0 (12.9-35.0) 5,789	29.5 (13.4-45.6) 6,056
White	7.2 (3.3-11.1) 1,951	25.7 (12.5-38.8) 9,604	23.4 (15.0-31.8) 8,252	17.3 (9.0-25.6) 5,297
African American/Black	BRFSS Data Not Available	BRFSS Data Not Available	BRFSS Data Not Available	BRFSS Data Not Available
Asian	BRFSS Data Not Available	BRFSS Data Not Available	BRFSS Data Not Available	BRFSS Data Not Available
Hispanic/Latino	BRFSS Data Not Available	BRFSS Data Not Available	BRFSS Data Not Available	BRFSS Data Not Available
American Indian/Alaskan Native	BRFSS Data Not Available	BRFSS Data Not Available	BRFSS Data Not Available	BRFSS Data Not Available
**Minority Combined (Race & Female)	BRFSS Data Not Available	30.1 (14.2-46.1) 7,243	20.8 (12.2-29.5) 5,425	20.3 (6.8-33.9) 5,054

When "BRFSS Data Not Available" is noted in the tables, this is due to a high uncertainty or an insufficient sample size.

***Any tobacco** includes cigarettes, cigars, and smokeless tobacco, excludes ESDs and other tobacco (pipes, hookah, bidis, kreteks, or dissolvable).

**By CRF/Tobacco legislative statute, minority is defined as an individual of African American, Hispanic, Native American, or Asian descent plus all women (MD Health-General Article §13-1101).

CURRENT TOBACCO USE — Income and Education					
<i>Estimated Prevalence (%)</i>	2012	2014	2016	2017*	
<i>Confidence Interval (CI)</i>	% CI N	% CI N	% CI N	% CI N	
<i>Estimated Number (N)</i>					
Income					
< \$50k	BRFSS Data Not Available	35.2 (17.9-52.6) 7,036	31.7 (20.1-43.3) 6,993	35.3 (16.8-53.9) 6,100	
> \$50k	BRFSS Data Not Available	BRFSS Data Not Available	BRFSS Data Not Available	BRFSS Data Not Available	
Education					
No High School/High School- GED	BRFSS Data Not Available	42.1 (24.4-59.9) 6,888	25.3 (13.7-36.9) 5,709	32.0 (14.2-49.7) 6,013	
Some College/College Grad	BRFSS Data Not Available	BRFSS Data Not Available	20.1 (11.1-29.2) 4,453	BRFSS Data Not Available	
HOUSEHOLDS WITH MINOR CHILDREN THAT HAVE RESIDENT ADULT SMOKERS					
<i>Estimated Prevalence (%)</i>	2012	2014	2016	2017	
<i>Confidence Interval (CI)</i>	% CI N	% CI N	% CI N	% CI N	
<i>Estimated Number (N)</i>					
Proportion with Adult Smokers	BRFSS Data Not Available	BRFSS Data Not Available	BRFSS Data Not Available	BRFSS Data Not Collected	
CIGARETTE SMOKING AMONG THOSE RECEIVING MENTAL HEALTH AND/OR SUBSTANCE-RELATED DISORDER SERVICES					
Maryland Outcomes Measurement System Datamart (OMS)					
<i>Prevalence (%)</i>	2014	2015	2016	2017	2018
<i>Number (N)</i>	% N	% N	% N	% N	% N
Mental Health Services	42.7 (371)	40.8 (367)	43.6 (429)	43.3 (447)	42.9 (472)
Substance-Related Disorder Services	Not Available	53.1 (135)	50.5 (163)	57.2 (246)	65.7 (358)
Both	Not Available	66.0 (68)	54.8 (74)	57.8 (85)	64.8 (127)
PERCENT AND NUMBER OF PREGNANT FEMALES SMOKING DURING PREGNANCY					
Vital Statistics Administration					
<i>Prevalence (%)</i>	2012	2014	2016	2017	
<i>Number (N)</i>	% N	% N	% N	% N	
Proportion of Pregnant Smokers	13.4 (61)	15.1 (70)	12.4 (52)	10.1 (40)	

When "BRFSS Data Not Available" is noted in the tables, this is due to a high uncertainty or an insufficient sample size.

*Any tobacco includes cigarettes, cigars, and smokeless tobacco, excludes ESDs and other tobacco (pipes, hookah, bidis, kreteks, or dissolvable).

**By CRF/Tobacco legislative statute, minority is defined as an individual of African American, Hispanic, Native American, or Asian descent plus all women (MD Health-General Article §13-1101).