

# Maryland

## Tobacco/ESD Use by Adults: 2012-2018

Behavioral Risk Factor Surveillance System (BRFSS)

<b>CURRENT USE OF TOBACCO/ELECTRONIC SMOKING DEVICES (ESDs)</b>				
<i>Estimated Prevalence (%)</i>	<b>2012<sup>+</sup></b>	<b>2014</b>	<b>2016</b>	<b>2018</b>
<i>Confidence Interval (CI)</i>	<b>% CI N</b>	<b>% CI N</b>	<b>% CI N</b>	<b>% CI N</b>
<i>Estimated Number (N)</i>				
<b>Any Tobacco</b> <i>(Any tobacco includes cigarettes, cigars, smokeless tobacco, and other tobacco products, and ESDs)</i>	<b>19.4</b> (18.2-20.7) <b>856,080</b>	<b>19.5</b> (18.1-20.9) <b>907,879</b>	<b>17.9</b> (17.0-18.8) <b>842,991</b>	<b>18.2</b> (17.3-19.2) <b>865,325</b>
<b>Cigarettes</b>	<b>16.2</b> (15.0-17.4) <b>708,885</b>	<b>14.6</b> (13.4-15.9) <b>655,824</b>	<b>13.7</b> (12.9-14.5) <b>608,816</b>	<b>12.5</b> (11.7-13.4) <b>569,871</b>
<b>Cigars</b>	<b>4.4</b> (3.6-5.2) <b>169,763</b>	<b>4.5</b> (3.6-5.4) <b>192,448</b>	<b>3.7</b> (3.2-4.2) <b>154,865</b>	<b>4.6</b> (4.0-5.2) <b>199,575</b>
<b>Smokeless Tobacco</b>	<b>2.0</b> (1.5-2.4) <b>86,729</b>	<b>1.7</b> (1.3-2.2) <b>76,683</b>	<b>1.6</b> (1.3-1.9) <b>70,410</b>	<b>2.0</b> (1.7-2.4) <b>93,401</b>
<b>ESDs</b>	No BRFSS Data Collected	<b>3.2</b> (2.5-3.8) <b>135,090</b>	<b>3.2</b> (2.8-3.7) <b>141,529</b>	<b>4.3</b> (3.7-4.9) <b>185,728</b>
<b>CURRENT TOBACCO USE — Gender and Race/Ethnicity</b>				
<i>Estimated Prevalence (%)</i>	<b>2012<sup>+</sup></b>	<b>2014</b>	<b>2016</b>	<b>2018</b>
<i>Confidence Interval (CI)</i>	<b>% CI N</b>	<b>% CI N</b>	<b>% CI N</b>	<b>% CI N</b>
<i>Estimated Number (N)</i>				
<b>Female</b>	<b>16.1</b> (14.6-17.7) <b>383,016</b>	<b>15.0</b> (13.4-16.6) <b>363,735</b>	<b>13.6</b> (12.5-14.6) <b>333,588</b>	<b>13.9</b> (12.8-15.0) <b>345,157</b>
<b>Male</b>	<b>23.5</b> (21.5-25.6) <b>507,209</b>	<b>24.5</b> (22.2-26.8) <b>544,144</b>	<b>22.6</b> (21.1-24.1) <b>509,403</b>	<b>22.9</b> (21.3-24.5) <b>519,099</b>
<b>White</b>	<b>21.1</b> (19.6-22.6) <b>529,761</b>	<b>20.5</b> (18.8-22.3) <b>513,724</b>	<b>19.6</b> (18.4-20.8) <b>484,462</b>	<b>18.9</b> (17.7-20.1) <b>467,068</b>
<b>African American/Black</b>	<b>20.2</b> (17.5-22.8) <b>260,115</b>	<b>22.4</b> (19.2-25.5) <b>291,496</b>	<b>18.0</b> (16.1-19.8) <b>238,933</b>	<b>20.2</b> (18.2-22.3) <b>275,274</b>
<b>Asian</b>	BRFSS Data Not Available	BRFSS Data Not Available	<b>5.8</b> (3.4-8.2) <b>17,381</b>	<b>10.3</b> (6.4-14.2) <b>31,327</b>
<b>Hispanic/Latino</b>	<b>15.8</b> (10.0-21.5) <b>58,461</b>	<b>12.9</b> (8.0-17.8) <b>49,841</b>	<b>13.6</b> (10.4-16.9) <b>57,237</b>	<b>12.7</b> (9.3-16.0) <b>55,505</b>
<b>American Indian/Alaskan Native</b>	BRFSS Data Not Available	<b>26.4</b> (11.9-41.0) <b>4,990</b>	<b>42.6</b> (30.6-54.5) <b>9,263</b>	<b>21.4</b> (12.1-30.6) <b>2,852</b>
<b>**Minority Combined (Race &amp; Female)</b>	<b>17.8</b> (16.3-19.2) <b>590,081</b>	<b>17.7</b> (16.0-19.3) <b>600,629</b>	<b>15.6</b> (14.6-16.6) <b>541,501</b>	<b>16.9</b> (15.8-18.1) <b>595,771</b>

When "BRFSS Data Not Available" is noted in the tables, this is due to a high uncertainty or an insufficient sample size.

<sup>+</sup>Data on ESDs not collected during the survey year.

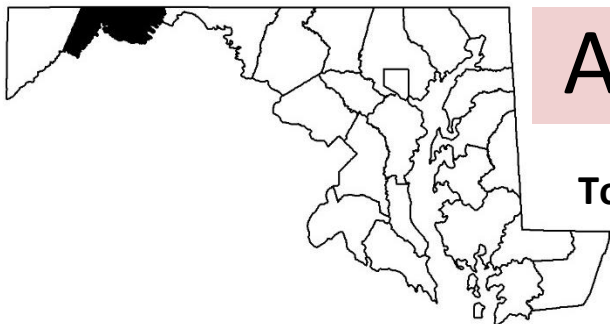
**\*\*By CRF/Tobacco legislative statute, minority is defined as an individual of African American, Hispanic, Native American, or Asian descent plus all women (MD Health-General Article §13-1101).**

<b>CURRENT TOBACCO USE — Income and Education</b>					
<i>Estimated Prevalence (%)</i>	<b>2012*</b>	<b>2014</b>	<b>2016</b>	<b>2018</b>	
<i>Confidence Interval (CI)</i>	<b>% CI N</b>	<b>% CI N</b>	<b>% CI N</b>	<b>% CI N</b>	
<i>Estimated Number (N)</i>					
<b>Income</b>					
<b>&lt; \$15k</b>	<b>36.7</b> (30.2-43.3) <b>113,594</b>	<b>34.8</b> (27.2-42.4) <b>94,091</b>	<b>35.5</b> (30.5-40.5) <b>100,177</b>	<b>29.4</b> (24.4-34.4) <b>78,821</b>	
<b>\$15k- &lt; \$25k</b>	<b>24.8</b> (20.7-29.0) <b>139,763</b>	<b>23.2</b> (18.8-27.5) <b>135,538</b>	<b>24.1</b> (20.9-27.4) <b>118,233</b>	<b>23.6</b> (20.4-26.9) <b>113,890</b>	
<b>\$25k- &lt; \$50k</b>	<b>23.8</b> (20.6-27.0) <b>202,585</b>	<b>23.5</b> (19.8-27.3) <b>181,569</b>	<b>20.6</b> (18.2-23.0) <b>150,415</b>	<b>22.3</b> (19.5-25.1) <b>155,928</b>	
<b>\$50k- &lt; \$75k</b>	<b>17.2</b> (14.1-20.2) <b>107,755</b>	<b>22.8</b> (18.4-27.2) <b>127,907</b>	<b>17.9</b> (15.3-20.5) <b>102,460</b>	<b>19.0</b> (16.3-21.8) <b>110,372</b>	
<b>\$75k +</b>	<b>14.1</b> (12.5-15.8) <b>223,886</b>	<b>14.0</b> (12.3-15.8) <b>236,187</b>	<b>13.6</b> (12.3-14.9) <b>236,119</b>	<b>14.2</b> (12.8-15.6) <b>257,634</b>	
<b>Education</b>					
<b>No High School</b>	<b>31.7</b> (26.5-36.8) <b>174,072</b>	<b>33.4</b> (27.2-39.6) <b>183,917</b>	<b>28.3</b> (24.1-32.4) <b>149,219</b>	<b>28.4</b> (24.1-32.6) <b>143,879</b>	
<b>High School or GED</b>	<b>25.1</b> (22.4-27.7) <b>300,996</b>	<b>25.5</b> (22.5-28.5) <b>313,681</b>	<b>23.9</b> (22.0-25.8) <b>294,537</b>	<b>24.6</b> (22.5-26.6) <b>301,876</b>	
<b>Some College</b>	<b>21.9</b> (19.4-24.5) <b>277,274</b>	<b>19.6</b> (17.1-22.2) <b>256,374</b>	<b>19.2</b> (17.4-21.0) <b>254,639</b>	<b>20.3</b> (18.4-22.3) <b>269,755</b>	
<b>College Grad</b>	<b>9.2</b> (7.9-10.4) <b>137,121</b>	<b>9.9</b> (8.4-11.3) <b>151,638</b>	<b>9.0</b> (8.0-9.9) <b>144,147</b>	<b>8.9</b> (7.9-9.9) <b>148,573</b>	
<b>HOUSEHOLDS WITH MINOR CHILDREN THAT HAVE RESIDENT ADULT SMOKERS</b>					
<i>Estimated Prevalence (%)</i>	<b>2012</b>	<b>2014</b>	<b>2016</b>	<b>2018</b>	
<i>Confidence Interval (CI)</i>	<b>% CI N</b>	<b>% CI N</b>	<b>% CI N</b>	<b>% CI N</b>	
<i>Estimated Number (N)</i>					
<b>Proportion with Adult Smokers</b>	<b>26.5</b> (24.8-28.2) <b>213,250</b>	<b>24.2</b> (21.6-26.8) <b>381,195</b>	<b>23.2</b> (21.4-25.1) <b>364,391</b>	<b>23.0</b> (21.0-24.9) <b>338,719</b>	
<b>CIGARETTE SMOKING AMONG THOSE RECEIVING MENTAL HEALTH AND/OR SUBSTANCE USE DISORDER SERVICES (CURRENT AS OF 4/2019)</b>					
Maryland Outcomes Measurement System Datamart (OMS)					
<i>Prevalence (%)</i>	<b>2014</b>	<b>2015</b>	<b>2016</b>	<b>2017</b>	<b>2018</b>
<i>Number (N)</i>	<b>% N</b>	<b>% N</b>	<b>% N</b>	<b>% N</b>	<b>% N</b>
<b>Mental Health Services</b>	<b>46.2</b> (26,022)	<b>41.6</b> (25,536)	<b>40.7</b> (26,218)	<b>38.3</b> (25,966)	<b>35.0</b> (24,963)
<b>Substance Use Disorder Services</b>	<b>Not Available</b>	<b>68.2</b> (7,797)	<b>70.3</b> (17,193)	<b>71.7</b> (32,614)	<b>69.8</b> (32,739)
	<b>Both</b>	<b>70.6</b> (2,354)	<b>69.3</b> (4,310)	<b>68.5</b> (7,192)	<b>67.1</b> (7,589)
<b>PERCENT AND NUMBER OF PREGNANT FEMALES SMOKING DURING PREGNANCY</b>					
Vital Statistics Administration					
<i>Prevalence (%)</i>	<b>2012</b>	<b>2014</b>	<b>2016</b>	<b>2018</b>	
<i>Number (N)</i>	<b>% N</b>	<b>% N</b>	<b>% N</b>	<b>% N</b>	<b>% N</b>
<b>Proportion of Pregnant Smokers</b>	<b>7.4</b> (5,351)	<b>6.9</b> (5,075)	<b>5.9</b> (4,288)	<b>5.2</b> (3,713)	

When "BRFSS Data Not Available" is noted in the tables, this is due to a high uncertainty or an insufficient sample size.

\*Data on ESDs not collected during the survey year.

\*\*By CRF/Tobacco legislative statute, minority is defined as an individual of African American, Hispanic, Native American, or Asian descent plus all women (MD Health-General Article §13-1101).



# Allegany County

## Tobacco/ESD Use by Adults: 2012-2018

Behavioral Risk Factor Surveillance System (BRFSS)

<b>CURRENT USE OF TOBACCO/ELECTRONIC SMOKING DEVICES (ESDs)</b>				
<i>Estimated Prevalence (%)</i>	<b>2012*</b>	<b>2014</b>	<b>2016</b>	<b>2018</b>
<i>Confidence Interval (CI)</i>	<b>% CI N</b>	<b>% CI N</b>	<b>% CI N</b>	<b>% CI N</b>
<i>Estimated Number (N)</i>				
<b>Any Tobacco</b> <i>(Any tobacco includes cigarettes, cigars, smokeless tobacco, and other tobacco products, and ESDs)</i>	<b>28.3</b> (17.9-38.7) <b>17,530</b>	<b>24.6</b> (16.2-33.1) <b>13,734</b>	<b>24.9</b> (18.5-31.3) <b>13,304</b>	<b>31.8</b> (24.2-39.5) <b>19,256</b>
<b>Cigarettes</b>	<b>24.4</b> (14.0-34.8) <b>14,981</b>	<b>18.7</b> (11.0-26.3) <b>10,301</b>	<b>15.6</b> (10.0-21.1) <b>8,166</b>	<b>20.5</b> (13.1-27.9) <b>11,688</b>
<b>Cigars</b>	BRFSS Data Not Available	BRFSS Data Not Available	BRFSS Data Not Available	BRFSS Data Not Available
<b>Smokeless Tobacco</b>	BRFSS Data Not Available	BRFSS Data Not Available	BRFSS Data Not Available	<b>6.0</b> (2.8-9.3) <b>3,432</b>
<b>ESDs</b>	No BRFSS Data Collected	BRFSS Data Not Available	BRFSS Data Not Available	<b>9.4</b> (4.3-14.6) <b>5,316</b>
<b>CURRENT TOBACCO USE — Gender and Race/Ethnicity</b>				
<i>Estimated Prevalence (%)</i>	<b>2012*</b>	<b>2014</b>	<b>2016</b>	<b>2018</b>
<i>Confidence Interval (CI)</i>	<b>% CI N</b>	<b>% CI N</b>	<b>% CI N</b>	<b>% CI N</b>
<i>Estimated Number (N)</i>				
<b>Female</b>	<b>24.6</b> (11.8-37.5) <b>7,716</b>	<b>20.1</b> (11.0-29.1) <b>6,173</b>	<b>15.9</b> (9.9-21.8) <b>4,457</b>	<b>31.3</b> (20.6-41.9) <b>10,464</b>
<b>Male</b>	<b>30.5</b> (14.8-46.2) <b>9,948</b>	<b>30.3</b> (15.7-44.9) <b>7,561</b>	<b>35.0</b> (24.0-46.0) <b>8,847</b>	<b>32.6</b> (21.6-43.6) <b>8,791</b>
<b>White</b>	<b>29.1</b> (18.2-39.9) <b>16,514</b>	<b>26.3</b> (17.3-35.4) <b>13,099</b>	<b>22.7</b> (16.3-29.1) <b>10,643</b>	<b>31.9</b> (23.9-39.8) <b>18,270</b>
<b>African American/Black</b>	BRFSS Data Not Available	BRFSS Data Not Available	BRFSS Data Not Available	BRFSS Data Not Available
<b>Asian</b>	BRFSS Data Not Available	BRFSS Data Not Available	BRFSS Data Not Available	BRFSS Data Not Available
<b>Hispanic/Latino</b>	BRFSS Data Not Available	BRFSS Data Not Available	BRFSS Data Not Available	BRFSS Data Not Available
<b>American Indian/Alaskan Native</b>	BRFSS Data Not Available	BRFSS Data Not Available	BRFSS Data Not Available	BRFSS Data Not Available
<b>**Minority Combined (Race &amp; Female)</b>	<b>21.9</b> (10.2-33.7) <b>8,047</b>	<b>20.1</b> (11.3-29.0) <b>6,430</b>	<b>20.4</b> (13.0-27.7) <b>6,338</b>	<b>31.0</b> (20.5-41.5) <b>10,579</b>

When "BRFSS Data Not Available" is noted in the tables, this is due to a high uncertainty or an insufficient sample size.

\*Data on ESDs not collected during the survey year.

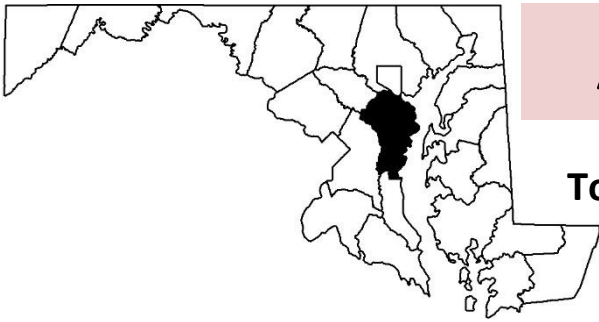
\*\*By CRF/Tobacco legislative statute, minority is defined as an individual of African American, Hispanic, Native American, or Asian descent plus all women (MD Health-General Article §13-1101).

<b>CURRENT TOBACCO USE — Income and Education</b>				
<i>Estimated Prevalence (%)</i>	<b>2012*</b>	<b>2014</b>	<b>2016</b>	<b>2018</b>
<i>Confidence Interval (CI)</i>	<b>% CI N</b>	<b>% CI N</b>	<b>% CI N</b>	<b>% CI N</b>
<i>Estimated Number (N)</i>				
<b>Income</b>				
<b>&lt; \$50k</b>	<b>34.7</b> (20.4-49.0) <b>12,050</b>	<b>35.2</b> (21.9-48.5) <b>9,616</b>	<b>25.3</b> (16.3-34.4) <b>6,841</b>	<b>36.5</b> (24.6-48.4) <b>11,041</b>
<b>&gt; \$50k</b>	<b>BRFSS Data Not Available</b>	<b>BRFSS Data Not Available</b>	<b>18.8</b> (9.6-28.1) <b>2,510</b>	<b>31.1</b> (19.4-42.8) <b>6,758</b>
<b>Education</b>				
<b>No High School/High School- GED</b>	<b>22.0</b> (11.6-32.5) <b>7,718</b>	<b>26.3</b> (14.1-38.5) <b>8,256</b>	<b>23.3</b> (14.8-31.8) <b>5,597</b>	<b>44.5</b> (32.3-56.7) <b>12,409</b>
<b>Some College/College Grad</b>	<b>34.5</b> (17.4-51.6) <b>9,946</b>	<b>22.6</b> (11.3-33.9) <b>5,478</b>	<b>26.3</b> (16.9-35.6) <b>7,707</b>	<b>21.2</b> (13.5-28.9) <b>6,846</b>
<b>HOUSEHOLDS WITH MINOR CHILDREN THAT HAVE RESIDENT ADULT SMOKERS</b>				
<i>Estimated Prevalence (%)</i>	<b>2012</b>	<b>2014</b>	<b>2016</b>	<b>2018</b>
<i>Confidence Interval (CI)</i>	<b>% CI N</b>	<b>% CI N</b>	<b>% CI N</b>	<b>% CI N</b>
<i>Estimated Number (N)</i>				
<b>Proportion with Adult Smokers</b>	<b>31.5</b> (14.2-48.8) <b>4,496</b>	<b>44.6</b> (23.8-65.3) <b>7,256</b>	<b>40.1</b> (23.6-56.7) <b>5,446</b>	<b>39.9</b> (21.0-58.8) <b>6,282</b>
<b>CIGARETTE SMOKING AMONG THOSE RECEIVING MENTAL HEALTH AND/OR SUBSTANCE USE DISORDER SERVICES (CURRENT AS OF 4/2019)</b>				
Maryland Outcomes Measurement System Datamart (OMS)				
<i>Prevalence (%)</i>	<b>2014</b>	<b>2015</b>	<b>2016</b>	<b>2017</b>
<i>Number (N)</i>	<b>% N</b>	<b>% N</b>	<b>% N</b>	<b>% N</b>
<b>Mental Health Services</b>	<b>55.2</b> (790)	<b>53.1</b> (736)	<b>54.9</b> (757)	<b>42.8</b> (605)
<b>Substance Use Disorder Services</b>	<b>Not Available</b>	<b>77.2</b> (287)	<b>79.4</b> (676)	<b>77.0</b> (1,037)
<b>Both</b>	<b>Not Available</b>	<b>79.6</b> (86)	<b>79.4</b> (154)	<b>65.3</b> (192)
				<b>59.1</b> (176)
<b>PERCENT AND NUMBER OF PREGNANT FEMALES SMOKING DURING PREGNANCY</b>				
Vital Statistics Administration				
<i>Prevalence (%)</i>	<b>2012</b>	<b>2014</b>	<b>2016</b>	<b>2018</b>
<i>Number (N)</i>	<b>% N</b>	<b>% N</b>	<b>% N</b>	<b>% N</b>
<b>Proportion of Pregnant Smokers</b>	<b>26.7</b> (186)	<b>24.3</b> (161)	<b>24.7</b> (153)	<b>23.5</b> (158)

When "BRFSS Data Not Available" is noted in the tables, this is due to a high uncertainty or an insufficient sample size.

\*Data on ESDs not collected during the survey year.

\*\*By CRF/Tobacco legislative statute, minority is defined as an individual of African American, Hispanic, Native American, or Asian descent plus all women (MD Health-General Article §13-1101).



# Anne Arundel County

## Tobacco/ESD Use by Adults: 2012-2018

Behavioral Risk Factor Surveillance System (BRFSS)

<b>CURRENT USE OF TOBACCO/ELECTRONIC SMOKING DEVICES (ESDs)</b>				
<i>Estimated Prevalence (%)</i>	<b>2012*</b>	<b>2014</b>	<b>2016</b>	<b>2018</b>
<i>Confidence Interval (CI)</i>	<b>% CI N</b>	<b>% CI N</b>	<b>% CI N</b>	<b>% CI N</b>
<i>Estimated Number (N)</i>				
<b>Any Tobacco</b>	<b>21.5</b>	<b>20.2</b>	<b>19.3</b>	<b>18.3</b>
<i>(Any tobacco includes cigarettes, cigars, smokeless tobacco, and other tobacco products, and ESDs)</i>	(17.3-25.7)	(15.8-24.7)	(16.0-22.6)	(15.0-21.6)
	<b>81,624</b>	<b>88,516</b>	<b>85,439</b>	<b>82,740</b>
<b>Cigarettes</b>	<b>18.1</b>	<b>15.5</b>	<b>13.7</b>	<b>12.2</b>
	(14.2-22.1)	(11.1-19.8)	(10.9-16.5)	(9.6-14.8)
	<b>68,450</b>	<b>65,144</b>	<b>57,700</b>	<b>52,942</b>
<b>Cigars</b>	<b>4.5</b>	<b>3.1</b>	<b>4.2</b>	<b>4.0</b>
	(2.2-6.7)	(1.6-4.6)	(2.3-6.0)	(2.1-5.9)
	<b>15,138</b>	<b>12,264</b>	<b>16,819</b>	<b>16,699</b>
<b>Smokeless Tobacco</b>	BRFSS Data Not Available	BRFSS Data Not Available	1.6	BRFSS Data Not Available
			(0.7-2.6)	
			<b>6,968</b>	<b>Available</b>
<b>ESDs</b>	No BRFSS Data Collected	4.1	3.8	5.9
		(1.7-6.4)	(1.8-5.8)	(3.4-8.4)
		<b>16,121</b>	<b>15,867</b>	<b>24,101</b>
<b>CURRENT TOBACCO USE — Gender and Race/Ethnicity</b>				
<i>Estimated Prevalence (%)</i>	<b>2012*</b>	<b>2014</b>	<b>2016</b>	<b>2018</b>
<i>Confidence Interval (CI)</i>	<b>% CI N</b>	<b>% CI N</b>	<b>% CI N</b>	<b>% CI N</b>
<i>Estimated Number (N)</i>				
<b>Female</b>	<b>18.5</b>	<b>15.3</b>	<b>13.6</b>	<b>14.0</b>
	(13.2-23.9)	(10.2-20.5)	(9.9-17.2)	(9.6-18.4)
	<b>39,928</b>	<b>34,171</b>	<b>30,636</b>	<b>32,237</b>
<b>Male</b>	<b>26.0</b>	<b>25.4</b>	<b>25.2</b>	<b>22.9</b>
	(19.4-32.5)	(18.1-32.7)	(19.8-30.6)	(17.9-27.8)
	<b>44,242</b>	<b>54,345</b>	<b>54,804</b>	<b>50,503</b>
<b>White</b>	<b>22.9</b>	<b>22.0</b>	<b>19.7</b>	<b>19.3</b>
	(18.3-27.6)	(16.6-27.5)	(15.9-23.6)	(15.5-23.1)
	<b>66,462</b>	<b>68,940</b>	<b>61,491</b>	<b>60,725</b>
<b>African American/Black</b>	BRFSS Data Not Available	BRFSS Data Not Available	19.9	16.8
			(10.1-29.7)	(7.5-26.2)
			<b>13,534</b>	<b>12,233</b>
<b>Asian</b>	BRFSS Data Not Available	BRFSS Data Not Available	BRFSS Data Not Available	BRFSS Data Not Available
			<b>Available</b>	<b>Available</b>
<b>Hispanic/Latino</b>	BRFSS Data Not Available	BRFSS Data Not Available	BRFSS Data Not Available	BRFSS Data Not Available
			<b>Available</b>	<b>Available</b>
<b>American Indian/Alaskan Native</b>	BRFSS Data Not Available	BRFSS Data Not Available	BRFSS Data Not Available	BRFSS Data Not Available
			<b>Available</b>	<b>Available</b>
<b>**Minority Combined (Race &amp; Female)</b>	<b>19.3</b>	<b>16.0</b>	<b>16.1</b>	<b>14.8</b>
	(14.4-24.3)	(11.1-20.9)	(12.3-19.8)	(10.7-19.0)
	<b>49,656</b>	<b>44,393</b>	<b>46,360</b>	<b>43,305</b>

When "BRFSS Data Not Available" is noted in the tables, this is due to a high uncertainty or an insufficient sample size.

\*Data on ESDs not collected during the survey year.

\*\*By CRF/Tobacco legislative statute, minority is defined as an individual of African American, Hispanic, Native American, or Asian descent plus all women (MD Health-General Article §13-1101).

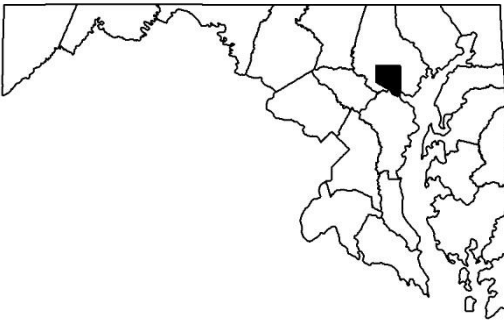
<b>CURRENT TOBACCO USE — Income and Education</b>					
<i>Estimated Prevalence (%)</i>	<b>2012*</b>	<b>2014</b>	<b>2016</b>	<b>2018</b>	
<i>Confidence Interval (CI)</i>	<b>% CI N</b>	<b>% CI N</b>	<b>% CI N</b>	<b>% CI N</b>	
<i>Estimated Number (N)</i>					
<b>Income</b>					
<b>&lt; \$15k</b>	BRFSS Data Not Available	BRFSS Data Not Available	BRFSS Data Not Available	BRFSS Data Not Available	
<b>\$15k- &lt; \$25k</b>	29.1 (13.4-44.7) 12,252	BRFSS Data Not Available	29.9 (16.2-43.6)	29.9 (15.9-43.8) 11,041	
<b>\$25k- &lt; \$50k</b>	20.2 (11.7-28.7) 13,038	20.5 (10.7-30.4) 13,380	28.0 (17.1-39.0) 16,272	17.8 (9.4-26.2) 9,821	
<b>\$50k- &lt; \$75k</b>	17.6 (9.3-25.8) 10,058	20.8 (8.9-32.8) 10,876	16.9 (8.5-25.3) 9,524	17.1 (8.2-25.9) 10,282	
<b>\$75k +</b>	21.1 (14.8-27.5) 31,595	17.8 (12.0-23.6) 35,587	14.1 (9.9-18.3) 27,724	16.0 (11.1-20.9) 33,554	
<b>Education</b>					
<b>No High School</b>	BRFSS Data Not Available	BRFSS Data Not Available	27.6 (13.1-42.0) 13,631	BRFSS Data Not Available	
<b>High School or GED</b>	26.4 (19.1-33.7) 31,532	18.1 (11.0-25.1) 23,029	26.7 (19.8-33.5) 27,816	23.3 (16.7-29.9) 25,559	
<b>Some College</b>	26.4 (17.3-35.6) 30,256	21.2 (14.0-28.3) 27,281	21.1 (14.6-27.7) 28,191	22.8 (15.6-29.9) 33,839	
<b>College Grad</b>	7.0 (4.4-9.7) 8,405	13.5 (7.4-19.5) 19,482	9.9 (6.3-13.5) 15,351	9.5 (6.3-12.7) 15,347	
<b>HOUSEHOLDS WITH MINOR CHILDREN THAT HAVE RESIDENT ADULT SMOKERS</b>					
<i>Estimated Prevalence (%)</i>	<b>2012</b>	<b>2014</b>	<b>2016</b>	<b>2018</b>	
<i>Confidence Interval (CI)</i>	<b>% CI N</b>	<b>% CI N</b>	<b>% CI N</b>	<b>% CI N</b>	
<i>Estimated Number (N)</i>					
<b>Proportion with Adult Smokers</b>	30.7 (23.1-38.4) 48,196	22.6 (15.1-30.1) 33,279	23.6 (17.3-29.9) 37,402	21.7 (15.4-28.0) 30,738	
<b>CIGARETTE SMOKING AMONG THOSE RECEIVING MENTAL HEALTH AND/OR SUBSTANCE USE DISORDER SERVICES (CURRENT AS OF 4/2019)</b>					
Maryland Outcomes Measurement System Datamart (OMS)					
<i>Prevalence (%)</i>	<b>2014</b>	<b>2015</b>	<b>2016</b>	<b>2017</b>	<b>2018</b>
<i>Number (N)</i>	<b>% N</b>	<b>% N</b>	<b>% N</b>	<b>% N</b>	<b>% N</b>
<b>Mental Health Services</b>	50.0 (1,402)	45.2 (1,543)	45.4 (1,855)	40.0 (1,855)	33.1 (1,818)
<b>Substance Use Disorder Services</b>	Not Available	47.0 (388)	61.0 (1,267)	70.2 (3,022)	72.1 (3,301)
<b>Both</b>	Not Available	54.8 (126)	57.0 (303)	61.1 (567)	59.3 (720)
<b>PERCENT AND NUMBER OF PREGNANT FEMALES SMOKING DURING PREGNANCY</b>					
Vital Statistics Administration					
<i>Prevalence (%)</i>	<b>2012</b>	<b>2014</b>	<b>2016</b>	<b>2018</b>	
<i>Number (N)</i>	<b>% N</b>	<b>% N</b>	<b>% N</b>	<b>% N</b>	
<b>Proportion of Pregnant Smokers</b>	7.5 (512)	7.1 (497)	6.0 (417)	5.1 (346)	

When "BRFSS Data Not Available" is noted in the tables, this is due to a high uncertainty or an insufficient sample size.

\*Data on ESDs not collected during the survey year.

\*\*By CRF/Tobacco legislative statute, minority is defined as an individual of African American, Hispanic, Native American, or Asian descent plus all women (MD Health-General Article §13-1101).





# Baltimore City

## Tobacco/ESD Use by Adults: 2012-2018

Behavioral Risk Factor Surveillance System (BRFSS)

<b>CURRENT USE OF TOBACCO/ELECTRONIC SMOKING DEVICES (ESDs)</b>				
<i>Estimated Prevalence (%)</i>	<b>2012<sup>+</sup></b>	<b>2014</b>	<b>2016</b>	<b>2018</b>
<i>Confidence Interval (CI)</i>	<b>% CI N</b>	<b>% CI N</b>	<b>% CI N</b>	<b>% CI N</b>
<i>Estimated Number (N)</i>				
<b>Any Tobacco</b> <i>(Any tobacco includes cigarettes, cigars, smokeless tobacco, and other tobacco products, and ESDs)</i>	<b>24.2</b> (19.1-29.3) <b>96,402</b>	<b>28.5</b> (22.8-34.2) <b>138,429</b>	<b>26.1</b> (22.3-29.9) <b>126,900</b>	<b>26.2</b> (22.3-30.0) <b>124,952</b>
<b>Cigarettes</b>	<b>21.2</b> (16.4-26.0) <b>84,398</b>	<b>23.1</b> (17.8-28.4) <b>107,611</b>	<b>20.6</b> (17.1-24.1) <b>93,648</b>	<b>19.2</b> (15.8-22.5) <b>87,882</b>
<b>Cigars</b>	<b>5.7</b> (2.6-8.8) <b>19,716</b>	<b>7.1</b> (3.2-10.9) <b>30,841</b>	<b>7.7</b> (5.0-10.3) <b>33,410</b>	<b>7.2</b> (4.5-9.9) <b>30,739</b>
<b>Smokeless Tobacco</b>	BRFSS Data Not Available	BRFSS Data Not Available	BRFSS Data Not Available	BRFSS Data Not Available
<b>ESDs</b>	No BRFSS Data Collected	BRFSS Data Not Available	BRFSS Data 4.0 (2.0-5.9)	BRFSS Data 2.7 (1.2-4.3)
		<b>17,825</b>	<b>17,825</b>	<b>11,579</b>
<b>CURRENT TOBACCO USE — Gender and Race/Ethnicity</b>				
<i>Estimated Prevalence (%)</i>	<b>2012<sup>+</sup></b>	<b>2014</b>	<b>2016</b>	<b>2018</b>
<i>Confidence Interval (CI)</i>	<b>% CI N</b>	<b>% CI N</b>	<b>% CI N</b>	<b>% CI N</b>
<i>Estimated Number (N)</i>				
<b>Female</b>	<b>20.0</b> (14.4-25.5) <b>45,894</b>	<b>23.8</b> (16.8-30.9) <b>62,228</b>	<b>23.0</b> (18.1-27.8) <b>60,085</b>	<b>24.2</b> (19.4-28.9) <b>61,606</b>
<b>Male</b>	<b>31.2</b> (22.1-40.2) <b>54,684</b>	<b>33.9</b> (24.9-42.9) <b>76,201</b>	<b>29.7</b> (23.7-35.7) <b>66,815</b>	<b>28.7</b> (22.5-34.8) <b>63,346</b>
<b>White</b>	<b>18.7</b> (11.7-25.7) <b>22,841</b>	<b>21.5</b> (13.0-30.0) <b>32,615</b>	<b>28.1</b> (20.7-35.5) <b>39,612</b>	<b>18.5</b> (13.2-23.9) <b>25,501</b>
<b>African American/Black</b>	<b>31.2</b> (23.9-38.5) <b>74,318</b>	<b>35.0</b> (27.1-43.0) <b>101,013</b>	<b>26.3</b> (21.4-31.3) <b>75,523</b>	<b>31.3</b> (25.7-36.8) <b>88,682</b>
<b>Asian</b>	BRFSS Data Not Available	BRFSS Data Not Available	BRFSS Data Not Available	BRFSS Data Not Available
<b>Hispanic/Latino</b>	BRFSS Data Not Available	BRFSS Data Not Available	BRFSS Data Not Available	BRFSS Data Not Available
<b>American Indian/Alaskan Native</b>	BRFSS Data Not Available	BRFSS Data Not Available	BRFSS Data Not Available	BRFSS Data Not Available
<b>**Minority Combined (Race &amp; Female)</b>	<b>25.9</b> (20.3-31.5) <b>91,028</b>	<b>29.0</b> (22.6-35.3) <b>115,433</b>	<b>25.1</b> (21.0-29.2) <b>101,673</b>	<b>28.0</b> (23.8-32.3) <b>113,946</b>

When "BRFSS Data Not Available" is noted in the tables, this is due to a high uncertainty or an insufficient sample size.

<sup>+</sup>Data on ESDs not collected during the survey year.

**\*\***By CRF/Tobacco legislative statute, minority is defined as an individual of African American, Hispanic, Native American, or Asian descent plus all women (MD Health-General Article §13-1101).

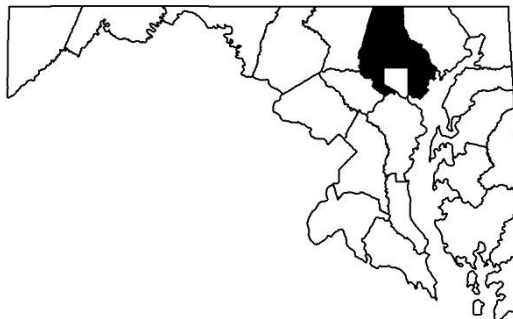
<b>CURRENT TOBACCO USE — Income and Education</b>					
<i>Estimated Prevalence (%)</i>	<b>2012*</b>	<b>2014</b>	<b>2016</b>	<b>2018</b>	
<i>Confidence Interval (CI)</i>	<b>% CI N</b>	<b>% CI N</b>	<b>% CI N</b>	<b>% CI N</b>	
<i>Estimated Number (N)</i>					
<b>Income</b>					
<b>&lt; \$15k</b>	<b>47.8</b> (30.0-65.6) <b>22,558</b>	<b>55.7</b> (39.0-72.4) <b>31,275</b>	<b>54.9</b> (43.3-66.4) <b>31,749</b>	<b>34.7</b> (23.3-46.2) <b>20,965</b>	
<b>\$15k- &lt; \$25k</b>	<b>32.5</b> (18.5-46.4) <b>22,933</b>	<b>29.1</b> (16.9-41.2) <b>32,141</b>	<b>29.1</b> (19.6-38.7) <b>24,826</b>	<b>32.3</b> (22.7-41.8) <b>25,821</b>	
<b>\$25k- &lt; \$50k</b>	<b>21.6</b> (12.8-30.3) <b>23,190</b>	<b>30.5</b> (17.2-43.9) <b>33,744</b>	<b>23.5</b> (16.5-30.5) <b>25,714</b>	<b>33.8</b> (24.3-43.3) <b>30,710</b>	
<b>\$50k- &lt; \$75k</b>	<b>19.3</b> (8.3-30.4) <b>11,407</b>	<b>BRFSS Data Not Available</b>	<b>12.5</b> (5.6-19.4) <b>6,503</b>	<b>24.8</b> (12.8-36.7) <b>12,118</b>	
<b>\$75k +</b>	<b>BRFSS Data Not Available</b>	<b>BRFSS Data Not Available</b>	<b>14.6</b> (8.4-20.8) <b>12,233</b>	<b>12.9</b> (6.9-18.9) <b>14,092</b>	
<b>Education</b>					
<b>No High School</b>	<b>36.2</b> (22.6-49.8) <b>31,163</b>	<b>47.9</b> (31.1-64.6) <b>40,170</b>	<b>46.0</b> (35.0-57.0) <b>45,581</b>	<b>41.0</b> (29.0-52.9) <b>30,396</b>	
<b>High School or GED</b>	<b>34.8</b> (23.8-45.9) <b>35,253</b>	<b>36.3</b> (25.5-47.2) <b>55,792</b>	<b>27.2</b> (20.6-33.7) <b>40,145</b>	<b>34.0</b> (26.5-41.6) <b>49,839</b>	
<b>Some College</b>	<b>19.5</b> (11.4-27.6) <b>21,637</b>	<b>23.2</b> (12.2-34.2) <b>26,295</b>	<b>21.7</b> (14.4-29.0) <b>25,457</b>	<b>21.4</b> (14.0-28.8) <b>27,126</b>	
<b>College Grad</b>	<b>11.9</b> (5.4-18.3) <b>12,524</b>	<b>11.4</b> (5.5-17.3) <b>15,122</b>	<b>12.9</b> (8.9-16.9) <b>15,717</b>	<b>13.6</b> (8.9-18.2) <b>17,493</b>	
<b>HOUSEHOLDS WITH MINOR CHILDREN THAT HAVE RESIDENT ADULT SMOKERS</b>					
<i>Estimated Prevalence (%)</i>	<b>2012</b>	<b>2014</b>	<b>2016</b>	<b>2018</b>	
<i>Confidence Interval (CI)</i>	<b>% CI N</b>	<b>% CI N</b>	<b>% CI N</b>	<b>% CI N</b>	
<i>Estimated Number (N)</i>					
<b>Proportion with Adult Smokers</b>	<b>31.6</b> (21.3-41.8) <b>36,345</b>	<b>37.7</b> (26.3-49.1) <b>56,260</b>	<b>34.1</b> (26.1-42.0) <b>50,265</b>	<b>37.9</b> (28.5-47.2) <b>47,779</b>	
<b>CIGARETTE SMOKING AMONG THOSE RECEIVING MENTAL HEALTH AND/OR SUBSTANCE USE DISORDER SERVICES (CURRENT AS OF 4/2019)</b>					
Maryland Outcomes Measurement System Datamart (OMS)					
<i>Prevalence (%)</i>	<b>2014</b>	<b>2015</b>	<b>2016</b>	<b>2017</b>	<b>2018</b>
<i>Number (N)</i>	<b>% N</b>	<b>% N</b>	<b>% N</b>	<b>% N</b>	<b>% N</b>
<b>Mental Health Services</b>	<b>49.7</b> (8,409)	<b>41.7</b> (7,285)	<b>40.1</b> (6,943)	<b>39.1</b> (7,074)	<b>37.5</b> (7,066)
<b>Substance Use Disorder Services</b>	<b>Not Available</b>	<b>70.5</b> (1,494)	<b>72.8</b> (5,733)	<b>74.6</b> (11,574)	<b>71.4</b> (11,253)
<b>Both</b>	<b>Not Available</b>	<b>71.3</b> (523)	<b>72.0</b> (1,384)	<b>69.3</b> (2,508)	<b>69.0</b> (2,809)
<b>PERCENT AND NUMBER OF PREGNANT FEMALES SMOKING DURING PREGNANCY</b>					
Vital Statistics Administration					
<i>Prevalence (%)</i>	<b>2012</b>	<b>2014</b>	<b>2016</b>	<b>2018</b>	
<i>Number (N)</i>	<b>% N</b>	<b>% N</b>	<b>% N</b>	<b>% N</b>	<b>% N</b>
<b>Proportion of Pregnant Smokers</b>	<b>10.4</b> (945)	<b>10.4</b> (924)	<b>10.1</b> (864)	<b>8.2</b> (631)	

When "BRFSS Data Not Available" is noted in the tables, this is due to a high uncertainty or an insufficient sample size.

\*Data on ESDs not collected during the survey year.

\*\*By CRF/Tobacco legislative statute, minority is defined as an individual of African American, Hispanic, Native American, or Asian descent plus all women (MD Health-General Article §13-1101).





# Baltimore County

## Tobacco/ESD Use by Adults: 2012-2018

Behavioral Risk Factor Surveillance System (BRFSS)

<b>CURRENT USE OF TOBACCO/ELECTRONIC SMOKING DEVICES (ESDs)</b>				
<i>Estimated Prevalence (%)</i>	<b>2012<sup>+</sup></b>	<b>2014</b>	<b>2016</b>	<b>2018</b>
<i>Confidence Interval (CI)</i>	<b>% CI N</b>	<b>% CI N</b>	<b>% CI N</b>	<b>% CI N</b>
<i>Estimated Number (N)</i>				
<b>Any Tobacco</b> <i>(Any tobacco includes cigarettes, cigars, smokeless tobacco, and other tobacco products, and ESDs)</i>	<b>22.8</b> (19.2-26.3) <b>166,242</b>	<b>23.6</b> (19.4-27.8) <b>154,037</b>	<b>18.4</b> (15.8-20.9) <b>120,943</b>	<b>19.6</b> (16.8-22.4) <b>128,768</b>
<b>Cigarettes</b>	<b>19.0</b> (15.7-22.4) <b>138,639</b>	<b>17.7</b> (13.9-21.4) <b>110,734</b>	<b>15.0</b> (12.5-17.4) <b>93,518</b>	<b>14.0</b> (11.5-16.5) <b>87,356</b>
<b>Cigars</b>	<b>4.9</b> (2.8-6.9) <b>32,194</b>	<b>4.0</b> (1.7-6.3) <b>24,243</b>	<b>3.6</b> (2.3-4.9) <b>21,453</b>	<b>5.3</b> (3.5-7.1) <b>32,026</b>
<b>Smokeless Tobacco</b>	BRFSS Data Not Available	BRFSS Data Not Available	<b>1.0</b> (0.5-1.6) <b>6,427</b>	<b>2.5</b> (1.1-3.9) <b>15,808</b>
<b>ESDs</b>	No BRFSS Data Collected	<b>5.9</b> (3.2-8.5) <b>35,949</b>	<b>3.1</b> (1.9-4.3) <b>19,090</b>	<b>5.0</b> (3.1-6.9) <b>30,049</b>
<b>CURRENT TOBACCO USE — Gender and Race/Ethnicity</b>				
<i>Estimated Prevalence (%)</i>	<b>2012<sup>+</sup></b>	<b>2014</b>	<b>2016</b>	<b>2018</b>
<i>Confidence Interval (CI)</i>	<b>% CI N</b>	<b>% CI N</b>	<b>% CI N</b>	<b>% CI N</b>
<i>Estimated Number (N)</i>				
<b>Female</b>	<b>20.1</b> (15.6-24.6) <b>89,670</b>	<b>18.5</b> (14.0-23.0) <b>64,603</b>	<b>16.1</b> (12.8-19.3) <b>56,571</b>	<b>17.2</b> (13.8-20.6) <b>60,359</b>
<b>Male</b>	<b>27.5</b> (22.0-33.0) <b>81,754</b>	<b>29.5</b> (22.5-36.6) <b>89,434</b>	<b>21.0</b> (17.0-25.1) <b>64,372</b>	<b>22.4</b> (17.9-26.8) <b>68,409</b>
<b>White</b>	<b>26.9</b> (22.5-31.4) <b>111,406</b>	<b>26.6</b> (21.1-32.1) <b>105,216</b>	<b>21.7</b> (18.1-25.2) <b>84,918</b>	<b>20.7</b> (16.9-24.5) <b>79,604</b>
<b>African American/Black</b>	<b>20.2</b> (13.9-26.6) <b>49,930</b>	<b>23.2</b> (14.8-31.6) <b>38,010</b>	<b>15.2</b> (10.6-19.8) <b>25,877</b>	<b>23.1</b> (17.8-28.5) <b>41,049</b>
<b>Asian</b>	BRFSS Data Not Available	BRFSS Data Not Available	BRFSS Data Not Available	BRFSS Data Not Available
<b>Hispanic/Latino</b>	BRFSS Data Not Available	BRFSS Data Not Available	BRFSS Data Not Available	BRFSS Data Not Available
<b>American Indian/Alaskan Native</b>	BRFSS Data Not Available	BRFSS Data Not Available	BRFSS Data Not Available	BRFSS Data Not Available
<b>**Minority Combined (Race &amp; Female)</b>	<b>20.4</b> (16.3-24.4) <b>114,872</b>	<b>20.4</b> (15.9-24.8) <b>96,396</b>	<b>16.5</b> (13.7-19.3) <b>78,373</b>	<b>18.8</b> (15.7-21.9) <b>90,001</b>

When "BRFSS Data Not Available" is noted in the tables, this is due to a high uncertainty or an insufficient sample size.

<sup>+</sup>Data on ESDs not collected during the survey year.

**\*\*By CRF/Tobacco legislative statute, minority is defined as an individual of African American, Hispanic, Native American, or Asian descent plus all women (MD Health-General Article §13-1101).**

**CURRENT TOBACCO USE — Income and Education**

<i>Estimated Prevalence (%)</i>	<b>2012*</b>	<b>2014</b>	<b>2016</b>	<b>2018</b>
<i>Confidence Interval (CI)</i>	<b>% CI N</b>	<b>% CI N</b>	<b>% CI N</b>	<b>% CI N</b>
<i>Estimated Number (N)</i>				
<b>Income</b>				
<b>&lt; \$15k</b>	<b>47.2</b> (31.2-63.2) <b>27,578</b>	<b>38.6</b> (20.6-56.5) <b>10,243</b>	<b>34.1</b> (21.7-46.5) <b>14,629</b>	<b>36.1</b> (21.9-50.4) <b>18,021</b>
<b>\$15k- &lt; \$25k</b>	<b>26.9</b> (17.0-36.8) <b>30,858</b>	<b>32.4</b> (20.0-44.8) <b>35,612</b>	<b>24.7</b> (16.3-33.1) <b>18,759</b>	<b>19.7</b> (12.4-26.9) <b>12,197</b>
<b>\$25k- &lt; \$50k</b>	<b>27.2</b> (18.7-35.7) <b>40,150</b>	<b>29.1</b> (17.7-40.6) <b>31,379</b>	<b>19.8</b> (13.1-26.6) <b>22,550</b>	<b>21.8</b> (14.9-28.8) <b>22,919</b>
<b>\$50k- &lt; \$75k</b>	<b>17.3</b> (9.2-25.3) <b>21,718</b>	<b>17.2</b> (8.9-25.6) <b>15,098</b>	<b>20.3</b> (12.2-28.3) <b>18,670</b>	<b>21.4</b> (13.0-29.9) <b>18,429</b>
<b>\$75k +</b>	<b>15.9</b> (11.7-20.1) <b>33,043</b>	<b>18.2</b> (12.3-24.1) <b>36,712</b>	<b>15.7</b> (11.7-19.7) <b>32,263</b>	<b>17.6</b> (13.2-22.1) <b>37,128</b>
<b>Education</b>				
<b>No High School</b>	<b>38.0</b> (24.6-51.4) <b>34,696</b>	<b>33.9</b> (17.5-50.3) <b>28,598</b>	<b>29.1</b> (16.9-41.3) <b>17,804</b>	<b>36.5</b> (24.6-48.3) <b>29,153</b>
<b>High School or GED</b>	<b>30.5</b> (23.1-37.9) <b>63,055</b>	<b>32.4</b> (23.5-41.3) <b>58,481</b>	<b>22.5</b> (17.4-27.5) <b>41,886</b>	<b>26.5</b> (20.7-32.2) <b>48,734</b>
<b>Some College</b>	<b>20.2</b> (14.2-26.2) <b>43,646</b>	<b>21.4</b> (14.7-28.1) <b>39,715</b>	<b>21.8</b> (16.5-27.2) <b>40,353</b>	<b>18.3</b> (13.5-23.0) <b>32,315</b>
<b>College Grad</b>	<b>13.2</b> (9.2-17.1) <b>30,027</b>	<b>13.6</b> (8.7-18.4) <b>26,942</b>	<b>9.4</b> (6.8-11.9) <b>20,900</b>	<b>8.5</b> (6.3-10.8) <b>18,204</b>

**HOUSEHOLDS WITH MINOR CHILDREN THAT HAVE RESIDENT ADULT SMOKERS**

<i>Estimated Prevalence (%)</i>	<b>2012</b>	<b>2014</b>	<b>2016</b>	<b>2018</b>
<i>Confidence Interval (CI)</i>	<b>% CI N</b>	<b>% CI N</b>	<b>% CI N</b>	<b>% CI N</b>
<i>Estimated Number (N)</i>				
<b>Proportion with Adult Smokers</b>	<b>32.9</b> (26.1-39.6) <b>90,479</b>	<b>26.6</b> (18.7-34.3) <b>55,705</b>	<b>28.0</b> (22.4-33.6) <b>62,063</b>	<b>26.8</b> (21.2-32.4) <b>53,329</b>

**CIGARETTE SMOKING AMONG THOSE RECEIVING MENTAL HEALTH AND/OR SUBSTANCE USE DISORDER SERVICES (CURRENT AS OF 4/2019)**

Maryland Outcomes Measurement System Datamart (OMS)

<i>Prevalence (%)</i>	<b>2014</b>	<b>2015</b>	<b>2016</b>	<b>2017</b>	<b>2018</b>
<i>Number (N)</i>	<b>% N</b>	<b>% N</b>	<b>% N</b>	<b>% N</b>	<b>% N</b>
<b>Mental Health Services</b>	<b>44.6</b> (3,561)	<b>40.3</b> (3,478)	<b>40.2</b> (3,656)	<b>37.1</b> (3,629)	<b>34.6</b> (3,509)
<b>Substance Use Disorder Services</b>	<b>Not Available</b>	<b>69.2</b> (786)	<b>73.5</b> (2,358)	<b>75.8</b> (5,060)	<b>68.5</b> (4,814)
<b>Both</b>	<b>Not Available</b>	<b>71.4</b> (182)	<b>72.6</b> (527)	<b>71.8</b> (1,028)	<b>67.6</b> (976)

**PERCENT AND NUMBER OF PREGNANT FEMALES SMOKING DURING PREGNANCY**

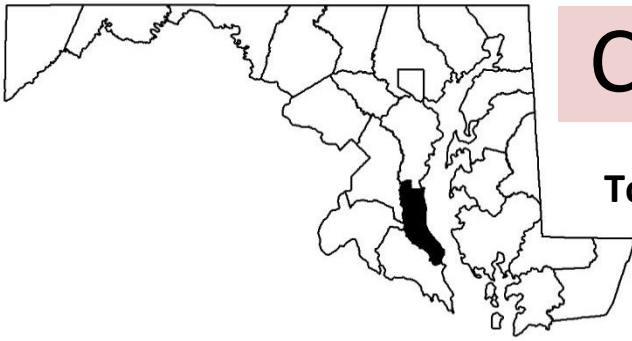
Vital Statistics Administration

<i>Prevalence (%)</i>	<b>2012</b>	<b>2014</b>	<b>2016</b>	<b>2018</b>
<i>Number (N)</i>	<b>% N</b>	<b>% N</b>	<b>% N</b>	<b>% N</b>
<b>Proportion of Pregnant Smokers</b>	<b>8.1</b> (777)	<b>7.8</b> (779)	<b>6.2</b> (606)	<b>5.3</b> (521)

When "BRFSS Data Not Available" is noted in the tables, this is due to a high uncertainty or an insufficient sample size.

\*Data on ESDs not collected during the survey year.

\*\*By CRF/Tobacco legislative statute, minority is defined as an individual of African American, Hispanic, Native American, or Asian descent plus all women (MD Health-General Article §13-1101).



# Calvert County

## Tobacco/ESD Use by Adults: 2012-2018

Behavioral Risk Factor Surveillance System (BRFSS)

<b>CURRENT USE OF TOBACCO/ELECTRONIC SMOKING DEVICES (ESDs)</b>				
<i>Estimated Prevalence (%)</i>	<b>2012<sup>+</sup></b>	<b>2014</b>	<b>2016</b>	<b>2018</b>
<i>Confidence Interval (CI)</i>	<b>% CI N</b>	<b>% CI N</b>	<b>% CI N</b>	<b>% CI N</b>
<i>Estimated Number (N)</i>				
<b>Any Tobacco</b> <i>(Any tobacco includes cigarettes, cigars, smokeless tobacco, and other tobacco products, and ESDs)</i>	<b>27.2</b> (19.5-34.8) <b>18,800</b>	<b>23.4</b> (15.7-31.1) <b>17,412</b>	<b>22.1</b> (16.6-27.7) <b>16,777</b>	<b>19.0</b> (13.5-24.5) <b>15,471</b>
<b>Cigarettes</b>	<b>18.9</b> (13.1-24.6) <b>13,014</b>	<b>19.2</b> (11.6-26.9) <b>14,082</b>	<b>16.2</b> (11.3-21.1) <b>11,581</b>	<b>14.0</b> (9.2-18.8) <b>10,769</b>
<b>Cigars</b>	BRFSS Data Not Available	BRFSS Data Not Available	BRFSS Data Not Available	BRFSS Data Not Available
<b>Smokeless Tobacco</b>	BRFSS Data Not Available	BRFSS Data Not Available	BRFSS Data Not Available	BRFSS Data Not Available
<b>ESDs</b>	No BRFSS Data Collected	BRFSS Data Not Available	BRFSS Data Not Available	BRFSS Data Not Available

<b>CURRENT TOBACCO USE — Gender and Race/Ethnicity</b>				
<i>Estimated Prevalence (%)</i>	<b>2012<sup>+</sup></b>	<b>2014</b>	<b>2016</b>	<b>2018</b>
<i>Confidence Interval (CI)</i>	<b>% CI N</b>	<b>% CI N</b>	<b>% CI N</b>	<b>% CI N</b>
<i>Estimated Number (N)</i>				
<b>Female</b>	<b>24.1</b> (14.2-34.1) <b>9,200</b>	<b>18.0</b> (9.3-26.7) <b>7,648</b>	<b>18.0</b> (11.2-24.8) <b>7,021</b>	<b>16.1</b> (9.1-23.1) <b>6,307</b>
<b>Male</b>	<b>31.7</b> (19.7-43.8) <b>10,005</b>	<b>30.5</b> (17.1-43.9) <b>9,764</b>	<b>26.5</b> (17.7-35.3) <b>9,756</b>	<b>22.1</b> (13.5-30.6) <b>9,164</b>
<b>White</b>	<b>26.4</b> (18.2-34.5) <b>14,076</b>	<b>25.5</b> (16.8-34.3) <b>16,116</b>	<b>24.3</b> (17.8-30.7) <b>14,132</b>	<b>19.8</b> (13.7-25.9) <b>12,833</b>
<b>African American/Black</b>	BRFSS Data Not Available	BRFSS Data Not Available	BRFSS Data Not Available	BRFSS Data Not Available
<b>Asian</b>	BRFSS Data Not Available	BRFSS Data Not Available	BRFSS Data Not Available	BRFSS Data Not Available
<b>Hispanic/Latino</b>	BRFSS Data Not Available	BRFSS Data Not Available	BRFSS Data Not Available	BRFSS Data Not Available
<b>American Indian/Alaskan Native</b>	BRFSS Data Not Available	BRFSS Data Not Available	BRFSS Data Not Available	BRFSS Data Not Available
<b>**Minority Combined (Race &amp; Female)</b>	<b>25.2</b> (15.5-34.9) <b>11,868</b>	<b>17.6</b> (9.4-25.8) <b>8,090</b>	<b>17.0</b> (10.8-23.1) <b>7,579</b>	<b>17.1</b> (9.9-24.2) <b>7,707</b>

When "BRFSS Data Not Available" is noted in the tables, this is due to a high uncertainty or an insufficient sample size.

<sup>+</sup>Data on ESDs not collected during the survey year.

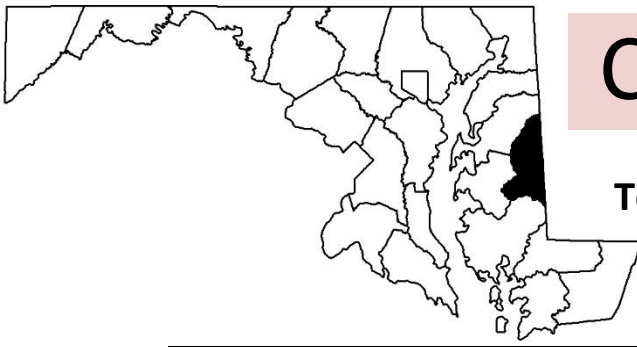
\*\*By CRF/Tobacco legislative statute, minority is defined as an individual of African American, Hispanic, Native American, or Asian descent plus all women (MD Health-General Article §13-1101).

<b>CURRENT TOBACCO USE — Income and Education</b>					
<i>Estimated Prevalence (%)</i>		<b>2012*</b>	<b>2014</b>	<b>2016</b>	<b>2018</b>
<i>Confidence Interval (CI)</i>		<b>% CI N</b>	<b>% CI N</b>	<b>% CI N</b>	<b>% CI N</b>
<i>Estimated Number (N)</i>					
<b>Income</b>					
<b>&lt; \$50k</b>		<b>31.8</b> (16.4-47.2)	<b>35.5</b> (15.4-55.5)	<b>27.5</b> (14.8-40.1)	<b>33.5</b> (15.8-51.2)
		<b>6,441</b>	<b>6,968</b>	<b>4,392</b>	<b>4,062</b>
<b>&gt; \$50k</b>		<b>27.7</b> (18.1-37.4)	<b>21.3</b> (13.7-28.9)	<b>22.7</b> (15.7-29.7)	<b>18.9</b> (12.1-25.7)
		<b>12,235</b>	<b>9,818</b>	<b>10,329</b>	<b>9,512</b>
<b>Education</b>					
<b>No High School/High School- GED</b>		<b>36.0</b> (22.9-49.1)	<b>31.6</b> (17.0-46.2)	<b>28.3</b> (18.8-37.7)	<b>21.4</b> (11.5-31.4)
		<b>10,898</b>	<b>7,595</b>	<b>9,539</b>	<b>6,633</b>
<b>Some College/College Grad</b>		<b>21.3</b> (12.4-30.1)	<b>19.6</b> (10.7-28.6)	<b>17.2</b> (10.9-23.6)	<b>17.8</b> (11.3-24.3)
		<b>8,307</b>	<b>9,816</b>	<b>7,238</b>	<b>8,838</b>
<b>HOUSEHOLDS WITH MINOR CHILDREN THAT HAVE RESIDENT ADULT SMOKERS</b>					
<i>Estimated Prevalence (%)</i>		<b>2012</b>	<b>2014</b>	<b>2016</b>	<b>2018</b>
<i>Confidence Interval (CI)</i>		<b>% CI N</b>	<b>% CI N</b>	<b>% CI N</b>	<b>% CI N</b>
<i>Estimated Number (N)</i>					
<b>Proportion with Adult Smokers</b>		<b>34.4</b> (21.4-47.4)	<b>38.4</b> (24.0-52.9)	<b>38.0</b> (25.6-50.4)	<b>32.3</b> (17.6-47.0)
		<b>9,246</b>	<b>12,167</b>	<b>9,370</b>	<b>9,187</b>
<b>CIGARETTE SMOKING AMONG THOSE RECEIVING MENTAL HEALTH AND/OR SUBSTANCE USE DISORDER SERVICES (CURRENT AS OF 4/2019)</b>					
Maryland Outcomes Measurement System Datamart (OMS)					
<i>Prevalence (%)</i>		<b>2014</b>	<b>2015</b>	<b>2016</b>	<b>2017</b>
<i>Number (N)</i>		<b>% N</b>	<b>% N</b>	<b>% N</b>	<b>% N</b>
<b>Mental Health Services</b>		<b>58.6</b> (413)	<b>57.9</b> (405)	<b>56.1</b> (428)	<b>54.2</b> (482)
<b>Substance Use Disorder Services</b>		<b>Not Available</b>	<b>76.1</b> (169)	<b>68.3</b> (300)	<b>73.9</b> (529)
<b>Both</b>		<b>Not Available</b>	<b>75.4</b> (49)	<b>70.9</b> (105)	<b>74.3</b> (194)
				<b>74.0</b> (222)	<b>74.0</b> (222)
<b>PERCENT AND NUMBER OF PREGNANT FEMALES SMOKING DURING PREGNANCY</b>					
Vital Statistics Administration					
<i>Prevalence (%)</i>		<b>2012</b>	<b>2014</b>	<b>2016</b>	<b>2018</b>
<i>Number (N)</i>		<b>% N</b>	<b>% N</b>	<b>% N</b>	<b>% N</b>
<b>Proportion of Pregnant Smokers</b>		<b>13.8</b> (126)	<b>11.8</b> (107)	<b>9.3</b> (84)	<b>8.5</b> (75)

When "BRFSS Data Not Available" is noted in the tables, this is due to a high uncertainty or an insufficient sample size.

\*Data on ESDs not collected during the survey year.

\*\*By CRF/Tobacco legislative statute, minority is defined as an individual of African American, Hispanic, Native American, or Asian descent plus all women (MD Health-General Article §13-1101).



# Caroline County

## Tobacco/ESD Use by Adults: 2012-2018

Behavioral Risk Factor Surveillance System (BRFSS)

<b>CURRENT USE OF TOBACCO/ELECTRONIC SMOKING DEVICES (ESDs)</b>				
<i>Estimated Prevalence (%)</i>	<b>2012<sup>+</sup></b>	<b>2014</b>	<b>2016</b>	<b>2018</b>
<i>Confidence Interval (CI)</i>	<b>% CI N</b>	<b>% CI N</b>	<b>% CI N</b>	<b>% CI N</b>
<i>Estimated Number (N)</i>				
<b>Any Tobacco</b> <i>(Any tobacco includes cigarettes, cigars, smokeless tobacco, and other tobacco products, and ESDs)</i>	27.6 (14.1-41.1) 7,727	23.4 (13.6-33.1) 6,653	29.2 (22.2-36.2) 7,595	21.8 (15.4-28.3) 5,654
<b>Cigarettes</b>	26.2 (12.7-39.6) 7,302	21.9 (12.0-31.7) 6,033	27.9 (20.7-35.2) 6,938	19.2 (13.1-25.3) 4,833
<b>Cigars</b>	BRFSS Data Not Available	BRFSS Data Not Available	BRFSS Data Not Available	BRFSS Data Not Available
<b>Smokeless Tobacco</b>	BRFSS Data Not Available	BRFSS Data Not Available	BRFSS Data Not Available	BRFSS Data Not Available
<b>ESDs</b>	No BRFSS Data Collected	BRFSS Data Not Available	BRFSS Data Not Available	BRFSS Data Not Available

<b>CURRENT TOBACCO USE — Gender and Race/Ethnicity</b>				
<i>Estimated Prevalence (%)</i>	<b>2012<sup>+</sup></b>	<b>2014</b>	<b>2016</b>	<b>2018</b>
<i>Confidence Interval (CI)</i>	<b>% CI N</b>	<b>% CI N</b>	<b>% CI N</b>	<b>% CI N</b>
<i>Estimated Number (N)</i>				
<b>Female</b>	16.0 (7.1-25.0) 1,936	BRFSS Data Not Available	24.2 (16.2-32.1) 3,283	22.0 (13.6-30.4) 3,044
<b>Male</b>	BRFSS Data Not Available	31.0 (14.7-47.3) 4,558	34.7 (23.2-46.2) 4,312	21.9 (11.9-31.8) 2,610
<b>White</b>	31.8 (16.8-46.7) 7,014	25.7 (14.4-37.0) 5,275	31.7 (24.0-39.4) 5,948	24.4 (16.6-32.2) 4,829
<b>African American/Black</b>	BRFSS Data Not Available	BRFSS Data Not Available	BRFSS Data Not Available	BRFSS Data Not Available
<b>Asian</b>	BRFSS Data Not Available	BRFSS Data Not Available	BRFSS Data Not Available	BRFSS Data Not Available
<b>Hispanic/Latino</b>	BRFSS Data Not Available	BRFSS Data Not Available	BRFSS Data Not Available	BRFSS Data Not Available
<b>American Indian/Alaskan Native</b>	BRFSS Data Not Available	BRFSS Data Not Available	BRFSS Data Not Available	BRFSS Data Not Available
<b>**Minority Combined (Race &amp; Female)</b>	BRFSS Data Not Available	19.2 (8.0-30.4) 3,382	27.1 (18.3-35.9) 4,522	21.7 (14.0-29.5) 3,439

When "BRFSS Data Not Available" is noted in the tables, this is due to a high uncertainty or an insufficient sample size.

<sup>+</sup>Data on ESDs not collected during the survey year.

**\*\***By CRF/Tobacco legislative statute, minority is defined as an individual of African American, Hispanic, Native American, or Asian descent plus all women (MD Health-General Article §13-1101).

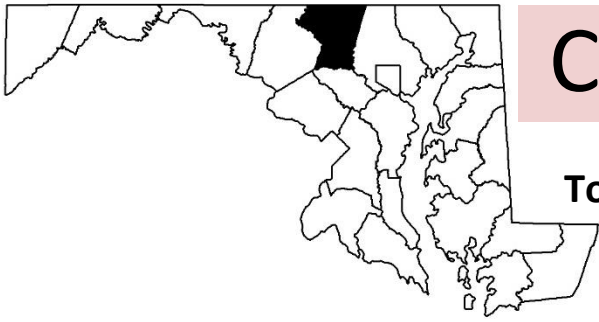
<b>CURRENT TOBACCO USE — Income and Education</b>				
<i>Estimated Prevalence (%)</i>	<b>2012*</b>	<b>2014</b>	<b>2016</b>	<b>2018</b>
<i>Confidence Interval (CI)</i>	<b>% CI N</b>	<b>% CI N</b>	<b>% CI N</b>	<b>% CI N</b>
<i>Estimated Number (N)</i>				
<b>Income</b>				
<b>&lt; \$50k</b>	BRFSS Data Not Available	33.5 (16.1-51.0) 3,949	32.5 (21.4-43.6) 4,195	33.4 (22.2-44.5) 3,367
<b>&gt; \$50k</b>	BRFSS Data Not Available	BRFSS Data Not Available	30.1 (19.2-41.1) 2,786	BRFSS Data Not Available
<b>Education</b>				
<b>No High School/High School- GED</b>	BRFSS Data Not Available	34.2 (14.9-53.6) 6,360	32.2 (17.2-47.1) 5,546	33.0 (23.3-42.7) 5,649
<b>Some College/College Grad</b>	BRFSS Data Not Available	BRFSS Data Not Available	21.9 (14.0-29.7) 1,945	9.4 (4.6-14.1) 1,053
<b>HOUSEHOLDS WITH MINOR CHILDREN THAT HAVE RESIDENT ADULT SMOKERS</b>				
<i>Estimated Prevalence (%)</i>	<b>2012</b>	<b>2014</b>	<b>2016</b>	<b>2018</b>
<i>Confidence Interval (CI)</i>	<b>% CI N</b>	<b>% CI N</b>	<b>% CI N</b>	<b>% CI N</b>
<i>Estimated Number (N)</i>				
<b>Proportion with Adult Smokers</b>	BRFSS Data Not Available	BRFSS Data Not Available	54.0 (39.9-68.1) 4,594	36.7 (22.2-51.2) 2,694
<b>CIGARETTE SMOKING AMONG THOSE RECEIVING MENTAL HEALTH AND/OR SUBSTANCE USE DISORDER SERVICES (CURRENT AS OF 4/2019)</b>				
Maryland Outcomes Measurement System Datamart (OMS)				
<i>Prevalence (%)</i>	<b>2014</b>	<b>2015</b>	<b>2016</b>	<b>2017</b>
<i>Number (N)</i>	<b>% N</b>	<b>% N</b>	<b>% N</b>	<b>% N</b>
<b>Mental Health Services</b>	52.1 (309)	51.5 (308)	42.9 (280)	44.3 (297)
<b>Substance Use Disorder Services</b>	Not Available	71.7 (134)	64.9 (168)	53.8 (232)
<b>Both</b>	Not Available	78.2 (43)	70.6 (36)	62.4 (53)
				58.2 (71)
<b>PERCENT AND NUMBER OF PREGNANT FEMALES SMOKING DURING PREGNANCY</b>				
Vital Statistics Administration				
<i>Prevalence (%)</i>	<b>2012</b>	<b>2014</b>	<b>2016</b>	<b>2018</b>
<i>Number (N)</i>	<b>% N</b>	<b>% N</b>	<b>% N</b>	<b>% N</b>
<b>Proportion of Pregnant Smokers</b>	17.1 (63)	15.0 (56)	13.7 (53)	12.2 (52)

When "BRFSS Data Not Available" is noted in the tables, this is due to a high uncertainty or an insufficient sample size.

\*Data on ESDs not collected during the survey year.

\*\*By CRF/Tobacco legislative statute, minority is defined as an individual of African American, Hispanic, Native American, or Asian descent plus all women (MD Health-General Article §13-1101).





# Carroll County

## Tobacco/ESD Use by Adults: 2012-2018

Behavioral Risk Factor Surveillance System (BRFSS)

<b>CURRENT USE OF TOBACCO/ELECTRONIC SMOKING DEVICES (ESDs)</b>				
<i>Estimated Prevalence (%)</i>	<b>2012*</b>	<b>2014</b>	<b>2016</b>	<b>2018</b>
<i>Confidence Interval (CI)</i>	<b>% CI N</b>	<b>% CI N</b>	<b>% CI N</b>	<b>% CI N</b>
<i>Estimated Number (N)</i>				
<b>Any Tobacco</b> <i>(Any tobacco includes cigarettes, cigars, smokeless tobacco, and other tobacco products, and ESDs)</i>	23.2 (15.6-30.8) 29,043	21.0 (11.1-30.9) 25,698	24.5 (17.7-31.3) 31,707	21.2 (14.6-27.8) 28,104
<b>Cigarettes</b>	17.9 (11.1-24.7) 22,302	17.3 (7.8-26.8) 20,969	15.0 (9.0-20.9) 18,718	16.8 (10.3-23.3) 21,647
<b>Cigars</b>	BRFSS Data Not Available	BRFSS Data Not Available	BRFSS Data Not Available	BRFSS Data Not Available
<b>Smokeless Tobacco</b>	BRFSS Data Not Available	BRFSS Data Not Available	BRFSS Data Not Available	BRFSS Data Not Available
<b>ESDs</b>	No BRFSS Data Collected	BRFSS Data Not Available	BRFSS Data Not Available	BRFSS Data Not Available
<b>CURRENT TOBACCO USE — Gender and Race/Ethnicity</b>				
<i>Estimated Prevalence (%)</i>	<b>2012*</b>	<b>2014</b>	<b>2016</b>	<b>2018</b>
<i>Confidence Interval (CI)</i>	<b>% CI N</b>	<b>% CI N</b>	<b>% CI N</b>	<b>% CI N</b>
<i>Estimated Number (N)</i>				
<b>Female</b>	20.1 (11.3-29.0) 12,237	BRFSS Data Not Available	15.9 (9.0-22.9) 10,440	19.4 (10.5-28.3) 13,102
<b>Male</b>	27.1 (15.2-39.0) 17,931	BRFSS Data Not Available	33.2 (22.0-44.4) 21,267	23.1 (13.4-32.8) 15,002
<b>White</b>	22.5 (14.8-30.1) 26,597	23.4 (12.6-34.2) 25,277	23.8 (16.5-31.0) 27,953	21.8 (14.9-28.8) 25,995
<b>African American/Black</b>	BRFSS Data Not Available	BRFSS Data Not Available	BRFSS Data Not Available	BRFSS Data Not Available
<b>Asian</b>	BRFSS Data Not Available	BRFSS Data Not Available	BRFSS Data Not Available	BRFSS Data Not Available
<b>Hispanic/Latino</b>	BRFSS Data Not Available	BRFSS Data Not Available	BRFSS Data Not Available	BRFSS Data Not Available
<b>American Indian/Alaskan Native</b>	BRFSS Data Not Available	BRFSS Data Not Available	BRFSS Data Not Available	BRFSS Data Not Available
<b>**Minority Combined (Race &amp; Female)</b>	22.2 (13.0-31.4) 14,636	BRFSS Data Not Available	18.6 (11.5-25.7) 13,564	18.0 (9.9-26.1) 13,715

When "BRFSS Data Not Available" is noted in the tables, this is due to a high uncertainty or an insufficient sample size.

\*Data on ESDs not collected during the survey year.

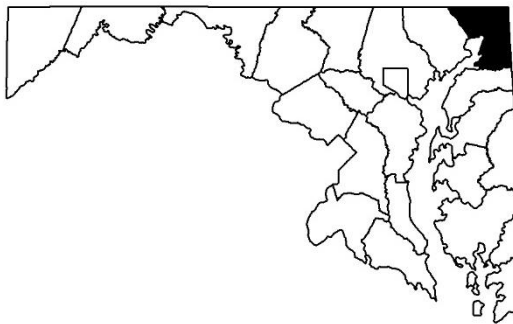
\*\*By CRF/Tobacco legislative statute, minority is defined as an individual of African American, Hispanic, Native American, or Asian descent plus all women (MD Health-General Article §13-1101).

<b>CURRENT TOBACCO USE — Income and Education</b>					
<i>Estimated Prevalence (%)</i>		<b>2012*</b>	<b>2014</b>	<b>2016</b>	<b>2018</b>
<i>Confidence Interval (CI)</i>		<b>% CI N</b>	<b>% CI N</b>	<b>% CI N</b>	<b>% CI N</b>
<i>Estimated Number (N)</i>					
<b>Income</b>					
<b>&lt; \$50k</b>		<b>33.0</b> (17.9-48.1)	<b>BRFSS Data Not Available</b>	<b>31.3</b> (15.2-47.4)	<b>19.9</b> (5.0-34.9)
		<b>16,328</b>		<b>7,915</b>	<b>5,790</b>
<b>&gt; \$50k</b>		<b>12.1</b> (6.0-18.2)	<b>BRFSS Data Not Available</b>	<b>25.3</b> (16.3-34.2)	<b>16.9</b> (10.2-23.7)
		<b>7,405</b>		<b>20,134</b>	<b>13,080</b>
<b>Education</b>					
<b>No High School/High School- GED</b>		<b>29.3</b> (15.0-43.5)	<b>BRFSS Data Not Available</b>	<b>28.2</b> (16.2-40.2)	<b>31.8</b> (18.7-44.9)
		<b>13,610</b>		<b>15,203</b>	<b>16,982</b>
<b>Some College/College Grad</b>		<b>20.7</b> (12.5-28.9)	<b>BRFSS Data Not Available</b>	<b>21.8</b> (13.9-29.8)	<b>14.1</b> (8.7-19.5)
		<b>16,558</b>		<b>16,504</b>	<b>11,122</b>
<b>HOUSEHOLDS WITH MINOR CHILDREN THAT HAVE RESIDENT ADULT SMOKERS</b>					
<i>Estimated Prevalence (%)</i>		<b>2012</b>	<b>2014</b>	<b>2016</b>	<b>2018</b>
<i>Confidence Interval (CI)</i>		<b>% CI N</b>	<b>% CI N</b>	<b>% CI N</b>	<b>% CI N</b>
<i>Estimated Number (N)</i>					
<b>Proportion with Adult Smokers</b>		<b>41.4</b> (24.4-58.3)	<b>BRFSS Data Not Available</b>	<b>29.4</b> (18.4-40.3)	<b>25.2</b> (12.7-37.7)
		<b>17,048</b>		<b>12,456</b>	<b>11,323</b>
<b>CIGARETTE SMOKING AMONG THOSE RECEIVING MENTAL HEALTH AND/OR SUBSTANCE USE DISORDER SERVICES (CURRENT AS OF 4/2019)</b>					
Maryland Outcomes Measurement System Datamart (OMS)					
<i>Prevalence (%)</i>		<b>2014</b>	<b>2015</b>	<b>2016</b>	<b>2017</b>
<i>Number (N)</i>		<b>% N</b>	<b>% N</b>	<b>% N</b>	<b>% N</b>
<b>Mental Health Services</b>		<b>50.7</b> (539)	<b>47.6</b> (547)	<b>48.4</b> (607)	<b>46.2</b> (622)
<b>Substance Use Disorder Services</b>		<b>Not Available</b>	<b>76.0</b> (279)	<b>79.7</b> (510)	<b>77.0</b> (868)
<b>Both</b>		<b>Not Available</b>	<b>71.6</b> (73)	<b>75.9</b> (110)	<b>75.8</b> (185)
				<b>70.9</b> (161)	<b>75.3</b> (865)
<b>PERCENT AND NUMBER OF PREGNANT FEMALES SMOKING DURING PREGNANCY</b>					
Vital Statistics Administration					
<i>Prevalence (%)</i>		<b>2012</b>	<b>2014</b>	<b>2016</b>	<b>2018</b>
<i>Number (N)</i>		<b>% N</b>	<b>% N</b>	<b>% N</b>	<b>% N</b>
<b>Proportion of Pregnant Smokers</b>		<b>10.6</b> (170)	<b>10.0</b> (161)	<b>8.7</b> (150)	<b>6.5</b> (116)

When "BRFSS Data Not Available" is noted in the tables, this is due to a high uncertainty or an insufficient sample size.

\*Data on ESDs not collected during the survey year.

\*\*By CRF/Tobacco legislative statute, minority is defined as an individual of African American, Hispanic, Native American, or Asian descent plus all women (MD Health-General Article §13-1101).



# Cecil County

## Tobacco/ESD Use by Adults: 2012-2018

Behavioral Risk Factor Surveillance System (BRFSS)

<b>CURRENT USE OF TOBACCO/ELECTRONIC SMOKING DEVICES (ESDs)</b>				
<i>Estimated Prevalence (%)</i>	<b>2012*</b>	<b>2014</b>	<b>2016</b>	<b>2018</b>
<i>Confidence Interval (CI)</i>	<b>% CI N</b>	<b>% CI N</b>	<b>% CI N</b>	<b>% CI N</b>
<i>Estimated Number (N)</i>				
<b>Any Tobacco</b> <i>(Any tobacco includes cigarettes, cigars, smokeless tobacco, and other tobacco products, and ESDs)</i>	26.1 (16.3-35.8) 20,515	12.7 (8.3-17.2) 9,806	29.4 (23.4-35.3) 23,256	27.2 (20.3-34.1) 19,785
<b>Cigarettes</b>	23.0 (13.4-32.5) 18,089	12.4 (7.9-17.0) 9,100	25.3 (19.4-31.2) 19,146	16.7 (11.4-22.0) 11,954
<b>Cigars</b>	BRFSS Data Not Available	BRFSS Data Not Available	BRFSS Data Not Available	BRFSS Data Not Available
<b>Smokeless Tobacco</b>	BRFSS Data Not Available	BRFSS Data Not Available	BRFSS Data Not Available	BRFSS Data Not Available
<b>ESDs</b>	No BRFSS Data Collected	BRFSS Data Not Available	BRFSS Data Not Available	BRFSS Data Not Available

<b>CURRENT TOBACCO USE — Gender and Race/Ethnicity</b>				
<i>Estimated Prevalence (%)</i>	<b>2012*</b>	<b>2014</b>	<b>2016</b>	<b>2018</b>
<i>Confidence Interval (CI)</i>	<b>% CI N</b>	<b>% CI N</b>	<b>% CI N</b>	<b>% CI N</b>
<i>Estimated Number (N)</i>				
<b>Female</b>	21.8 (10.9-32.6) 9,096	13.0 (7.4-18.6) 4,812	25.0 (18.2-31.8) 10,042	20.2 (13.4-27.1) 6,911
<b>Male</b>	31.2 (15.1-47.3) 11,806	12.5 (5.6-19.4) 4,995	33.9 (24.2-43.6) 13,214	33.3 (22.2-44.4) 12,874
<b>White</b>	25.8 (15.2-36.3) 17,564	11.9 (7.4-16.5) 8,339	28.8 (22.6-35.0) 19,742	25.8 (18.9-32.6) 15,089
<b>African American/Black</b>	BRFSS Data Not Available	BRFSS Data Not Available	BRFSS Data Not Available	BRFSS Data Not Available
<b>Asian</b>	BRFSS Data Not Available	BRFSS Data Not Available	BRFSS Data Not Available	BRFSS Data Not Available
<b>Hispanic/Latino</b>	BRFSS Data Not Available	BRFSS Data Not Available	BRFSS Data Not Available	BRFSS Data Not Available
<b>American Indian/Alaskan Native</b>	BRFSS Data Not Available	BRFSS Data Not Available	BRFSS Data Not Available	BRFSS Data Not Available
<b>**Minority Combined (Race &amp; Female)</b>	22.8 (12.2-33.5) 10,566	13.9 (8.2-19.7) 5,612	27.4 (20.2-34.5) 12,443	25.8 (16.8-34.7) 10,700

When "BRFSS Data Not Available" is noted in the tables, this is due to a high uncertainty or an insufficient sample size.

\*Data on ESDs not collected during the survey year.

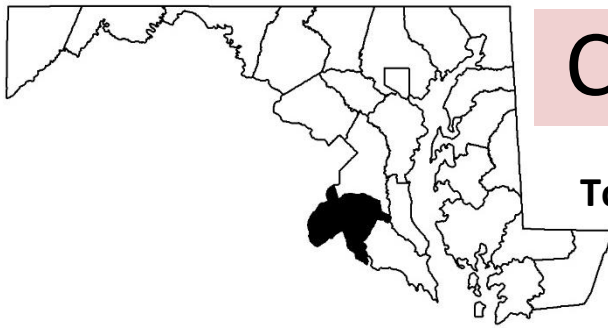
\*\*By CRF/Tobacco legislative statute, minority is defined as an individual of African American, Hispanic, Native American, or Asian descent plus all women (MD Health-General Article §13-1101).

<b>CURRENT TOBACCO USE — Income and Education</b>				
<i>Estimated Prevalence (%)</i>	<b>2012*</b>	<b>2014</b>	<b>2016</b>	<b>2018</b>
<i>Confidence Interval (CI)</i>	<b>% CI N</b>	<b>% CI N</b>	<b>% CI N</b>	<b>% CI N</b>
<i>Estimated Number (N)</i>				
<b>Income</b>				
<b>&lt; \$50k</b>	<b>32.3</b> (15.7-48.9)	<b>17.8</b> (9.6-25.9)	<b>40.8</b> (30.2-51.5)	<b>34.3</b> (20.6-47.9)
	<b>12,102</b>	<b>5,208</b>	<b>11,523</b>	<b>8,559</b>
<b>&gt; \$50k</b>	<b>15.3</b> (7.1-23.5)	<b>BRFSS Data Not Available</b>	<b>20.0</b> (12.1-28.0)	<b>23.9</b> (14.8-33.1)
	<b>4,742</b>	<b>Available</b>	<b>6,300</b>	<b>8,715</b>
<b>Education</b>				
<b>No High School/High School- GED</b>	<b>31.4</b> (16.4-46.4)	<b>15.5</b> (8.4-22.6)	<b>41.7</b> (32.3-51.1)	<b>33.7</b> (23.2-44.1)
	<b>13,544</b>	<b>5,962</b>	<b>17,303</b>	<b>12,108</b>
<b>Some College/College Grad</b>	<b>20.3</b> (9.7-30.8)	<b>10.4</b> (4.8-16.0)	<b>15.8</b> (10.4-21.2)	<b>20.9</b> (11.5-30.2)
	<b>7,357</b>	<b>3,845</b>	<b>5,953</b>	<b>7,677</b>
<b>HOUSEHOLDS WITH MINOR CHILDREN THAT HAVE RESIDENT ADULT SMOKERS</b>				
<i>Estimated Prevalence (%)</i>	<b>2012</b>	<b>2014</b>	<b>2016</b>	<b>2018</b>
<i>Confidence Interval (CI)</i>	<b>% CI N</b>	<b>% CI N</b>	<b>% CI N</b>	<b>% CI N</b>
<i>Estimated Number (N)</i>				
<b>Proportion with Adult Smokers</b>	<b>31.7</b> (14.2-49.2)	<b>27.3</b> (11.4-43.2)	<b>37.6</b> (27.4-47.8)	<b>32.3</b> (19.6-44.9)
	<b>10,813</b>	<b>6,526</b>	<b>12,495</b>	<b>7,673</b>
<b>CIGARETTE SMOKING AMONG THOSE RECEIVING MENTAL HEALTH AND/OR SUBSTANCE USE DISORDER SERVICES (CURRENT AS OF 4/2019)</b>				
Maryland Outcomes Measurement System Datamart (OMS)				
<i>Prevalence (%)</i>	<b>2014</b>	<b>2015</b>	<b>2016</b>	<b>2017</b>
<i>Number (N)</i>	<b>% N</b>	<b>% N</b>	<b>% N</b>	<b>% N</b>
<b>Mental Health Services</b>	<b>51.7</b> (678)	<b>53.6</b> (866)	<b>52.8</b> (876)	<b>50.3</b> (868)
<b>Substance Use Disorder Services</b>	<b>Not Available</b>	<b>78.3</b> (278)	<b>58.9</b> (443)	<b>57.6</b> (941)
<b>Both</b>	<b>Not Available</b>	<b>77.4</b> (72)	<b>55.7</b> (73)	<b>61.3</b> (185)
				<b>63.5</b> (148)
<b>PERCENT AND NUMBER OF PREGNANT FEMALES SMOKING DURING PREGNANCY</b>				
Vital Statistics Administration				
<i>Prevalence (%)</i>	<b>2012</b>	<b>2014</b>	<b>2016</b>	<b>2018</b>
<i>Number (N)</i>	<b>% N</b>	<b>% N</b>	<b>% N</b>	<b>% N</b>
<b>Proportion of Pregnant Smokers</b>	<b>21.2</b> (246)	<b>21.6</b> (203)	<b>19.1</b> (211)	<b>18.5</b> (213)

When "BRFSS Data Not Available" is noted in the tables, this is due to a high uncertainty or an insufficient sample size.

\*Data on ESDs not collected during the survey year.

\*\*By CRF/Tobacco legislative statute, minority is defined as an individual of African American, Hispanic, Native American, or Asian descent plus all women (MD Health-General Article §13-1101).



# Charles County

## Tobacco/ESD Use by Adults: 2012-2018

Behavioral Risk Factor Surveillance System (BRFSS)

<b>CURRENT USE OF TOBACCO/ELECTRONIC SMOKING DEVICES (ESDs)</b>				
<i>Estimated Prevalence (%)</i>	<b>2012*</b>	<b>2014</b>	<b>2016</b>	<b>2018</b>
<i>Confidence Interval (CI)</i>	<b>% CI N</b>	<b>% CI N</b>	<b>% CI N</b>	<b>% CI N</b>
<i>Estimated Number (N)</i>				
<b>Any Tobacco</b> <i>(Any tobacco includes cigarettes, cigars, smokeless tobacco, and other tobacco products, and ESDs)</i>	20.5 (13.5-27.4) 27,840	19.4 (13.1-25.7) 22,966	18.2 (14.1-22.2) 21,877	18.4 (13.2-23.5) 22,841
<b>Cigarettes</b>	19.3 (12.3-26.3) 26,018	12.2 (7.2-17.1) 13,972	13.1 (9.8-16.5) 15,086	12.4 (8.6-16.2) 14,953
<b>Cigars</b>	BRFSS Data Not Available	BRFSS Data Not Available	BRFSS Data Not Available	BRFSS Data Not Available
<b>Smokeless Tobacco</b>	BRFSS Data Not Available	BRFSS Data Not Available	BRFSS Data Not Available	BRFSS Data Not Available
<b>ESDs</b>	No BRFSS Data Collected	BRFSS Data Not Available	4.0 (1.7-6.3) 4,485	BRFSS Data Not Available
<b>CURRENT TOBACCO USE — Gender and Race/Ethnicity</b>				
<i>Estimated Prevalence (%)</i>	<b>2012*</b>	<b>2014</b>	<b>2016</b>	<b>2018</b>
<i>Confidence Interval (CI)</i>	<b>% CI N</b>	<b>% CI N</b>	<b>% CI N</b>	<b>% CI N</b>
<i>Estimated Number (N)</i>				
<b>Female</b>	9.6 (5.1-14.2) 6,687	13.3 (6.3-20.4) 8,336	12.7 (8.2-17.3) 8,071	15.8 (9.9-21.6) 10,359
<b>Male</b>	31.5 (19.5-43.5) 21,446	26.0 (15.6-36.5) 14,629	24.2 (17.2-31.1) 13,806	21.2 (12.6-29.8) 12,482
<b>White</b>	23.1 (14.1-32.0) 17,618	20.8 (14.2-27.4) 11,781	24.7 (18.5-30.9) 12,852	18.5 (11.0-26.0) 9,507
<b>African American/Black</b>	BRFSS Data Not Available	BRFSS Data Not Available	13.8 (7.8-19.9) 7,006	20.1 (11.4-28.8) 11,297
<b>Asian</b>	BRFSS Data Not Available	BRFSS Data Not Available	BRFSS Data Not Available	BRFSS Data Not Available
<b>Hispanic/Latino</b>	BRFSS Data Not Available	BRFSS Data Not Available	BRFSS Data Not Available	BRFSS Data Not Available
<b>American Indian/Alaskan Native</b>	BRFSS Data Not Available	BRFSS Data Not Available	BRFSS Data Not Available	BRFSS Data Not Available
<b>**Minority Combined (Race &amp; Female)</b>	15.2 (7.9-22.5) 14,964	17.1 (9.6-24.6) 15,743	14.7 (10.4-18.9) 13,724	18.5 (12.7-24.3) 18,191

When "BRFSS Data Not Available" is noted in the tables, this is due to a high uncertainty or an insufficient sample size.

\*Data on ESDs not collected during the survey year.

\*\*By CRF/Tobacco legislative statute, minority is defined as an individual of African American, Hispanic, Native American, or Asian descent plus all women (MD Health-General Article §13-1101).

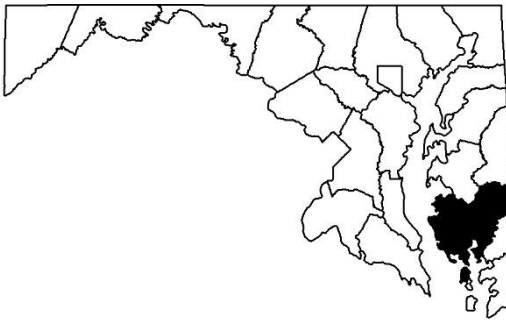
<b>CURRENT TOBACCO USE — Income and Education</b>					
<i>Estimated Prevalence (%)</i>	<b>2012*</b>	<b>2014</b>	<b>2016</b>	<b>2018</b>	
<i>Confidence Interval (CI)</i>	<b>% CI N</b>	<b>% CI N</b>	<b>% CI N</b>	<b>% CI N</b>	
<i>Estimated Number (N)</i>					
<b>Income</b>					
<b>&lt; \$50k</b>	26.5 (14.8-38.3) 12,665	29.0 (12.5-45.6) 9,123	24.5 (14.5-34.5) 6,392	32.6 (18.7-46.6) 8,296	
<b>&gt; \$50k</b>	19.1 (9.1-29.0) 14,418	17.6 (11.1-24.1) 12,665	16.4 (11.6-21.2) 11,902	14.4 (9.0-19.8) 11,910	
<b>Education</b>					
<b>No High School</b>	BRFSS Data Not Available	BRFSS Data Not Available	BRFSS Data Not Available	BRFSS Data Not Available	
<b>High School or GED</b>	23.6 (11.1-36.2) 11,935	21.1 (9.7-32.5) 8,917	29.8 (20.9-38.8) 10,921	23.1 (14.7-31.5) 10,394	
<b>Some College</b>	BRFSS Data Not Available	15.4 (8.1-22.6) 5,712	13.6 (7.8-19.4) 6,168	13.6 (5.7-21.6) 5,560	
<b>College Grad</b>	BRFSS Data Not Available	BRFSS Data Not Available	10.9 (5.9-16.0) 3,382	9.8 (4.8-14.8) 2,891	
<b>HOUSEHOLDS WITH MINOR CHILDREN THAT HAVE RESIDENT ADULT SMOKERS</b>					
<i>Estimated Prevalence (%)</i>	<b>2012</b>	<b>2014</b>	<b>2016</b>	<b>2018</b>	
<i>Confidence Interval (CI)</i>	<b>% CI N</b>	<b>% CI N</b>	<b>% CI N</b>	<b>% CI N</b>	
<i>Estimated Number (N)</i>					
<b>Proportion with Adult Smokers</b>	31.4 (18.4-44.5) 17,600	33.4 (20.8-46.1) 14,514	23.3 (16.4-30.3) 11,024	23.0 (14.5-31.6) 9,403	
<b>CIGARETTE SMOKING AMONG THOSE RECEIVING MENTAL HEALTH AND/OR SUBSTANCE USE DISORDER SERVICES (CURRENT AS OF 4/2019)</b>					
Maryland Outcomes Measurement System Datamart (OMS)					
<i>Prevalence (%)</i>	<b>2014</b>	<b>2015</b>	<b>2016</b>	<b>2017</b>	<b>2018</b>
<i>Number (N)</i>	<b>% N</b>	<b>% N</b>	<b>% N</b>	<b>% N</b>	<b>% N</b>
<b>Mental Health Services</b>	36.6 (450)	38.1 (542)	39.8 (584)	37.6 (608)	29.9 (450)
<b>Substance Use Disorder Services</b>	Not Available	69.1 (366)	67.1 (410)	71.1 (588)	68.9 (498)
<b>Both</b>	Not Available	65.0 (104)	69.2 (119)	68.8 (150)	62.5 (95)
<b>PERCENT AND NUMBER OF PREGNANT FEMALES SMOKING DURING PREGNANCY</b>					
Vital Statistics Administration					
<i>Prevalence (%)</i>	<b>2012</b>	<b>2014</b>	<b>2016</b>	<b>2018</b>	
<i>Number (N)</i>	<b>% N</b>	<b>% N</b>	<b>% N</b>	<b>% N</b>	
<b>Proportion of Pregnant Smokers</b>	8.3 (160)	6.7 (125)	5.8 (106)	5.4 (101)	

When "BRFSS Data Not Available" is noted in the tables, this is due to a high uncertainty or an insufficient sample size.

\*Data on ESDs not collected during the survey year.

\*\*By CRF/Tobacco legislative statute, minority is defined as an individual of African American, Hispanic, Native American, or Asian descent plus all women (MD Health-General Article §13-1101).





# Dorchester County

## Tobacco/ESD Use by Adults: 2012-2018

Behavioral Risk Factor Surveillance System (BRFSS)

<b>CURRENT USE OF TOBACCO/ELECTRONIC SMOKING DEVICES (ESDs)</b>				
<i>Estimated Prevalence (%)</i>	<b>2012*</b>	<b>2014</b>	<b>2016</b>	<b>2018</b>
<i>Confidence Interval (CI)</i>	<b>% CI N</b>	<b>% CI N</b>	<b>% CI N</b>	<b>% CI N</b>
<i>Estimated Number (N)</i>				
<b>Any Tobacco</b> <i>(Any tobacco includes cigarettes, cigars, smokeless tobacco, and other tobacco products, and ESDs)</i>	16.9 (7.8-26.0) 4,694	24.5 (14.5-34.6) 5,893	30.6 (23.8-37.5) 7,747	26.3 (18.3-34.3) 6,758
<b>Cigarettes</b>	16.3 (7.1-25.5) 4,389	16.2 (8.5-23.9) 3,864	25.7 (19.3-32.2) 6,187	26.3 (18.0-34.6) 6,300
<b>Cigars</b>	BRFSS Data Not Available	BRFSS Data Not Available	BRFSS Data Not Available	BRFSS Data Not Available
<b>Smokeless Tobacco</b>	BRFSS Data Not Available	BRFSS Data Not Available	BRFSS Data Not Available	BRFSS Data Not Available
<b>ESDs</b>	No BRFSS Data Collected	BRFSS Data Not Available	BRFSS Data Not Available	BRFSS Data Not Available
<b>CURRENT TOBACCO USE — Gender and Race/Ethnicity</b>				
<i>Estimated Prevalence (%)</i>	<b>2012*</b>	<b>2014</b>	<b>2016</b>	<b>2018</b>
<i>Confidence Interval (CI)</i>	<b>% CI N</b>	<b>% CI N</b>	<b>% CI N</b>	<b>% CI N</b>
<i>Estimated Number (N)</i>				
<b>Female</b>	BRFSS Data Not Available	21.1 (9.0-33.3) 3,129	27.5 (19.4-35.7) 3,708	20.7 (11.5-29.9) 2,810
<b>Male</b>	BRFSS Data Not Available	30.0 (13.3-46.7) 2,764	34.2 (22.9-45.4) 4,039	32.6 (19.7-45.5) 3,947
<b>White</b>	20.1 (9.0-31.2) 3,354	21.9 (12.0-31.8) 3,356	30.8 (22.0-39.6) 4,719	24.9 (15.5-34.3) 4,005
<b>African American/Black</b>	BRFSS Data Not Available	BRFSS Data Not Available	32.6 (20.1-45.2) 2,622	32.9 (16.5-49.3) 2,646
<b>Asian</b>	BRFSS Data Not Available	BRFSS Data Not Available	BRFSS Data Not Available	BRFSS Data Not Available
<b>Hispanic/Latino</b>	BRFSS Data Not Available	BRFSS Data Not Available	BRFSS Data Not Available	BRFSS Data Not Available
<b>American Indian/Alaskan Native</b>	BRFSS Data Not Available	BRFSS Data Not Available	BRFSS Data Not Available	BRFSS Data Not Available
<b>**Minority Combined (Race &amp; Female)</b>	BRFSS Data Not Available	25.1 (12.2-37.9) 4,374	29.6 (21.6-37.7) 5,116	26.6 (16.8-36.5) 4,794

When "BRFSS Data Not Available" is noted in the tables, this is due to a high uncertainty or an insufficient sample size.

\*Data on ESDs not collected during the survey year.

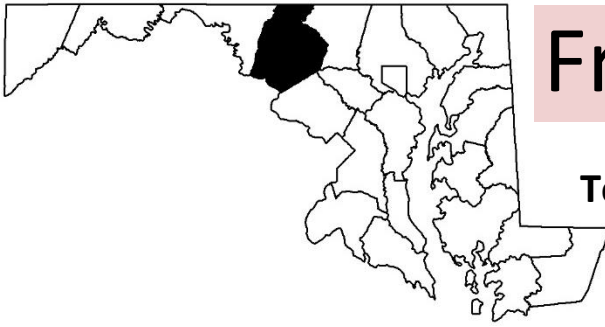
\*\*By CRF/Tobacco legislative statute, minority is defined as an individual of African American, Hispanic, Native American, or Asian descent plus all women (MD Health-General Article §13-1101).

<b>CURRENT TOBACCO USE — Income and Education</b>				
<i>Estimated Prevalence (%)</i>	<b>2012*</b>	<b>2014</b>	<b>2016</b>	<b>2018</b>
<i>Confidence Interval (CI)</i>	<b>% CI N</b>	<b>% CI N</b>	<b>% CI N</b>	<b>% CI N</b>
<i>Estimated Number (N)</i>				
<b>Income</b>				
<b>&lt; \$50k</b>	BRFSS Data Not Available	BRFSS Data Not Available	36.1 (26.2-46.0) 4,866	36.9 (24.7-49.1) 5,295
<b>&gt; \$50k</b>	BRFSS Data Not Available	BRFSS Data Not Available	28.9 (12.3-45.5) 2,442	30.6 (17.3-43.8) 1,814
<b>Education</b>				
<b>No High School/High School- GED</b>	BRFSS Data Not Available	BRFSS Data Not Available	23.3 (9.8-36.7) 3,528	37.2 (27.9-46.4) 5,689
<b>Some College/College Grad</b>	BRFSS Data Not Available	BRFSS Data Not Available	26.7 (12.2-41.3) 2,365	14.5 (7.3-21.7) 1,403
<b>HOUSEHOLDS WITH MINOR CHILDREN THAT HAVE RESIDENT ADULT SMOKERS</b>				
<i>Estimated Prevalence (%)</i>	<b>2012</b>	<b>2014</b>	<b>2016</b>	<b>2018</b>
<i>Confidence Interval (CI)</i>	<b>% CI N</b>	<b>% CI N</b>	<b>% CI N</b>	<b>% CI N</b>
<i>Estimated Number (N)</i>				
<b>Proportion with Adult Smokers</b>	BRFSS Data Not Available	BRFSS Data Not Available	42.9 (29.2-56.7) 3,926	48.5 (32.0-65.0) 3,437
<b>CIGARETTE SMOKING AMONG THOSE RECEIVING MENTAL HEALTH AND/OR SUBSTANCE USE DISORDER SERVICES (CURRENT AS OF 4/2019)</b>				
Maryland Outcomes Measurement System Datamart (OMS)				
<i>Prevalence (%)</i>	<b>2014</b>	<b>2015</b>	<b>2016</b>	<b>2017</b>
<i>Number (N)</i>	<b>% N</b>	<b>% N</b>	<b>% N</b>	<b>% N</b>
<b>Mental Health Services</b>	46.4 (374)	45.4 (377)	46.6 (406)	45.6 (393)
<b>Substance Use Disorder Services</b>	Not Available	77.7 (101)	74.4 (247)	70.8 (358)
<b>Both</b>	Not Available	76.5 (39)	74.4 (67)	69.7 (92)
<b>PERCENT AND NUMBER OF PREGNANT FEMALES SMOKING DURING PREGNANCY</b>				
Vital Statistics Administration				
<i>Prevalence (%)</i>	<b>2012</b>	<b>2014</b>	<b>2016</b>	<b>2018</b>
<i>Number (N)</i>	<b>% N</b>	<b>% N</b>	<b>% N</b>	<b>% N</b>
<b>Proportion of Pregnant Smokers</b>	11.8 (49)	18.6 (72)	20.2 (77)	19.6 (74)

When "BRFSS Data Not Available" is noted in the tables, this is due to a high uncertainty or an insufficient sample size.

\*Data on ESDs not collected during the survey year.

\*\*By CRF/Tobacco legislative statute, minority is defined as an individual of African American, Hispanic, Native American, or Asian descent plus all women (MD Health-General Article §13-1101).



# Frederick County

## Tobacco/ESD Use by Adults: 2012-2018

Behavioral Risk Factor Surveillance System (BRFSS)

<b>CURRENT USE OF TOBACCO/ELECTRONIC SMOKING DEVICES (ESDs)</b>				
<i>Estimated Prevalence (%)</i>	<b>2012*</b>	<b>2014</b>	<b>2016</b>	<b>2018</b>
<i>Confidence Interval (CI)</i>	<b>% CI N</b>	<b>% CI N</b>	<b>% CI N</b>	<b>% CI N</b>
<i>Estimated Number (N)</i>				
<b>Any Tobacco</b>	<b>19.7</b>	<b>15.9</b>	<b>22.7</b>	<b>21.1</b>
<i>(Any tobacco includes cigarettes, cigars, smokeless tobacco, and other tobacco products, and ESDs)</i>	(13.5-26.0)	(11.4-20.3)	(18.7-26.7)	(17.2-25.0)
	<b>32,315</b>	<b>29,683</b>	<b>43,226</b>	<b>41,754</b>
<b>Cigarettes</b>	<b>16.5</b>	<b>11.0</b>	<b>17.4</b>	<b>11.4</b>
	(10.6-22.4)	(7.0-15.0)	(13.5-21.2)	(8.9-13.9)
	<b>26,870</b>	<b>19,808</b>	<b>31,615</b>	<b>21,134</b>
<b>Cigars</b>	BRFSS Data Not Available	BRFSS Data Not Available	<b>5.2</b>	<b>4.3</b>
			(2.2-8.1)	(2.1-6.4)
			<b>9,086</b>	<b>7,687</b>
<b>Smokeless Tobacco</b>	BRFSS Data Not Available	BRFSS Data Not Available	<b>3.1</b>	BRFSS Data Not Available
			(1.5-4.8)	
			<b>5,627</b>	<b>Available</b>
<b>ESDs</b>	No BRFSS Data Collected	BRFSS Data Not Available	<b>5.3</b>	<b>6.1</b>
			(2.4-8.1)	(3.6-8.7)
		<b>9,414</b>	<b>Available</b>	<b>10,998</b>
<b>CURRENT TOBACCO USE — Gender and Race/Ethnicity</b>				
<i>Estimated Prevalence (%)</i>	<b>2012*</b>	<b>2014</b>	<b>2016</b>	<b>2018</b>
<i>Confidence Interval (CI)</i>	<b>% CI N</b>	<b>% CI N</b>	<b>% CI N</b>	<b>% CI N</b>
<i>Estimated Number (N)</i>				
<b>Female</b>	<b>18.1</b>	<b>12.0</b>	<b>16.3</b>	<b>16.7</b>
	(8.1-28.0)	(6.7-17.3)	(12.0-20.5)	(12.1-21.3)
	<b>15,364</b>	<b>11,526</b>	<b>15,872</b>	<b>16,909</b>
<b>Male</b>	<b>26.5</b>	<b>19.9</b>	<b>29.5</b>	<b>25.8</b>
	(16.8-36.1)	(12.6-27.2)	(22.8-36.1)	(19.5-32.1)
	<b>21,209</b>	<b>18,157</b>	<b>27,354</b>	<b>24,845</b>
<b>White</b>	<b>16.9</b>	<b>19.2</b>	<b>21.9</b>	<b>22.4</b>
	(11.9-21.9)	(13.8-24.7)	(17.5-26.4)	(17.8-26.9)
	<b>22,073</b>	<b>27,619</b>	<b>31,812</b>	<b>33,525</b>
<b>African American/Black</b>	BRFSS Data Not Available	BRFSS Data Not Available	BRFSS Data Not Available	BRFSS Data Not Available
<b>Asian</b>	BRFSS Data Not Available	BRFSS Data Not Available	BRFSS Data Not Available	BRFSS Data Not Available
<b>Hispanic/Latino</b>	BRFSS Data Not Available	BRFSS Data Not Available	BRFSS Data Not Available	BRFSS Data Not Available
<b>American Indian/Alaskan Native</b>	BRFSS Data Not Available	BRFSS Data Not Available	BRFSS Data Not Available	BRFSS Data Not Available
<b>**Minority Combined (Race &amp; Female)</b>	<b>22.6</b>	<b>11.3</b>	<b>18.4</b>	<b>17.9</b>
	(12.7-32.6)	(6.6-16.1)	(14.1-22.8)	(13.6-22.3)
	<b>22,804</b>	<b>12,695</b>	<b>22,137</b>	<b>21,941</b>

When "BRFSS Data Not Available" is noted in the tables, this is due to a high uncertainty or an insufficient sample size.

\*Data on ESDs not collected during the survey year.

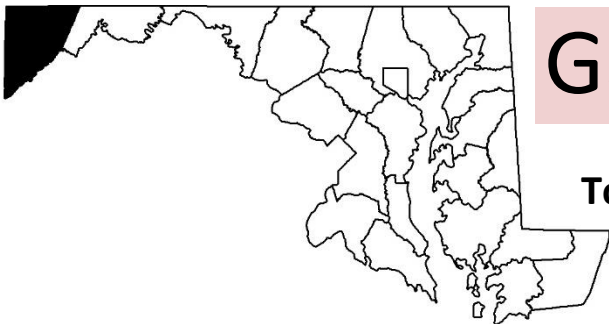
\*\*By CRF/Tobacco legislative statute, minority is defined as an individual of African American, Hispanic, Native American, or Asian descent plus all women (MD Health-General Article §13-1101).

<b>CURRENT TOBACCO USE — Income and Education</b>					
<i>Estimated Prevalence (%)</i>	<b>2012*</b>	<b>2014</b>	<b>2016</b>	<b>2018</b>	
<i>Confidence Interval (CI)</i>	<b>% CI N</b>	<b>% CI N</b>	<b>% CI N</b>	<b>% CI N</b>	
<i>Estimated Number (N)</i>					
<b>Income</b>					
<b>&lt; \$50k</b>	<b>36.2</b> (20.2-52.1)	<b>21.0</b> (10.9-31.0)	<b>27.2</b> (19.4-35.1)	<b>32.7</b> (23.2-42.2)	
	<b>20,012</b>	<b>10,951</b>	<b>13,078</b>	<b>15,293</b>	
<b>&gt; \$50k</b>	<b>14.6</b> (8.7-20.6)	<b>12.9</b> (8.2-17.6)	<b>23.9</b> (18.3-29.5)	<b>17.9</b> (13.1-22.7)	
	<b>13,633</b>	<b>13,454</b>	<b>26,455</b>	<b>20,579</b>	
<b>Education</b>					
<b>No High School</b>	BRFSS Data Not Available	BRFSS Data Not Available	BRFSS Data Not Available	BRFSS Data Not Available	
<b>High School or GED</b>	<b>25.2</b> (10.6-39.9)	<b>20.1</b> (10.1-30.0)	<b>28.8</b> (21.6-36.1)	<b>26.4</b> (17.6-35.2)	
	<b>11,882</b>	<b>10,327</b>	<b>15,873</b>	<b>15,000</b>	
<b>Some College</b>	<b>27.3</b> (12.8-41.8)	<b>17.1</b> (8.4-25.8)	<b>26.0</b> (18.7-33.3)	<b>22.7</b> (15.3-30.0)	
	<b>13,419</b>	<b>8,996</b>	<b>14,447</b>	<b>13,770</b>	
<b>College Grad</b>	<b>13.4</b> (6.1-20.6)	<b>12.3</b> (5.9-18.6)	<b>11.8</b> (7.9-15.7)	<b>14.0</b> (9.6-18.4)	
	<b>7,732</b>	<b>8,117</b>	<b>7,222</b>	<b>9,047</b>	
<b>HOUSEHOLDS WITH MINOR CHILDREN THAT HAVE RESIDENT ADULT SMOKERS</b>					
<i>Estimated Prevalence (%)</i>	<b>2012*</b>	<b>2014</b>	<b>2016</b>	<b>2018</b>	
<i>Confidence Interval (CI)</i>	<b>% CI N</b>	<b>% CI N</b>	<b>% CI N</b>	<b>% CI N</b>	
<i>Estimated Number (N)</i>					
<b>Proportion with Adult Smokers</b>	<b>23.4</b> (11.4-35.4)	<b>22.3</b> (13.1-31.6)	<b>26.1</b> (19.4-32.9)	<b>17.9</b> (11.9-23.9)	
	<b>14,507</b>	<b>13,371</b>	<b>19,760</b>	<b>10,634</b>	
<b>CIGARETTE SMOKING AMONG THOSE RECEIVING MENTAL HEALTH AND/OR SUBSTANCE USE DISORDER SERVICES (CURRENT AS OF 4/2019)</b>					
Maryland Outcomes Measurement System Datamart (OMS)					
<i>Prevalence (%)</i>	<b>2014</b>	<b>2015</b>	<b>2016</b>	<b>2017</b>	<b>2018</b>
<i>Number (N)</i>	<b>% N</b>	<b>% N</b>	<b>% N</b>	<b>% N</b>	<b>% N</b>
<b>Mental Health Services</b>	<b>49.5</b> (865)	<b>47.7</b> (884)	<b>46.7</b> (920)	<b>45.5</b> (948)	<b>40.3</b> (851)
<b>Substance Use Disorder Services</b>	<b>Not Available</b>	<b>68.9</b> (451)	<b>69.1</b> (493)	<b>60.5</b> (760)	<b>69.9</b> (894)
<b>Both</b>	<b>Not Available</b>	<b>73.0</b> (130)	<b>73.3</b> (151)	<b>69.3</b> (183)	<b>72.4</b> (181)
<b>PERCENT AND NUMBER OF PREGNANT FEMALES SMOKING DURING PREGNANCY</b>					
Vital Statistics Administration					
<i>Prevalence (%)</i>	<b>2012</b>	<b>2014</b>	<b>2016</b>	<b>2018</b>	
<i>Number (N)</i>	<b>% N</b>	<b>% N</b>	<b>% N</b>	<b>% N</b>	
<b>Proportion of Pregnant Smokers</b>	<b>9.0</b> (248)	<b>8.2</b> (231)	<b>6.1</b> (172)	<b>5.7</b> (169)	

When "BRFSS Data Not Available" is noted in the tables, this is due to a high uncertainty or an insufficient sample size.

\*Data on ESDs not collected during the survey year.

\*\*By CRF/Tobacco legislative statute, minority is defined as an individual of African American, Hispanic, Native American, or Asian descent plus all women (MD Health-General Article §13-1101).



# Garrett County

## Tobacco/ESD Use by Adults: 2012-2018

Behavioral Risk Factor Surveillance System (BRFSS)

<b>CURRENT USE OF TOBACCO/ELECTRONIC SMOKING DEVICES (ESDs)</b>				
<i>Estimated Prevalence (%)</i>	<b>2012*</b>	<b>2014</b>	<b>2016</b>	<b>2018</b>
<i>Confidence Interval (CI)</i>	<b>% CI N</b>	<b>% CI N</b>	<b>% CI N</b>	<b>% CI N</b>
<i>Estimated Number (N)</i>				
<b>Any Tobacco</b> <i>(Any tobacco includes cigarettes, cigars, smokeless tobacco, and other tobacco products, and ESDs)</i>	23.7 (14.4-32.9) 5,317	18.4 (10.7-26.0) 4,650	22.7 (16.4-29.1) 7,162	22.9 (15.9-29.9) 6,409
<b>Cigarettes</b>	20.8 (11.4-30.2) 4,662	15.1 (8.2-22.1) 3,735	18.0 (11.7-24.3) 5,432	12.6 (7.5-17.7) 3,389
<b>Cigars</b>	BRFSS Data Not Available	BRFSS Data Not Available	BRFSS Data Not Available	BRFSS Data Not Available
<b>Smokeless Tobacco</b>	BRFSS Data Not Available	BRFSS Data Not Available	5.6 (2.8-8.4) 1,675	10.1 (4.2-16.1) 2,719
<b>ESDs</b>	No BRFSS Data Collected	BRFSS Data Not Available	BRFSS Data Not Available	BRFSS Data Not Available
<b>CURRENT TOBACCO USE — Gender and Race/Ethnicity</b>				
<i>Estimated Prevalence (%)</i>	<b>2012*</b>	<b>2014</b>	<b>2016</b>	<b>2018</b>
<i>Confidence Interval (CI)</i>	<b>% CI N</b>	<b>% CI N</b>	<b>% CI N</b>	<b>% CI N</b>
<i>Estimated Number (N)</i>				
<b>Female</b>	BRFSS Data Not Available	14.5 (7.0-21.9) 1,940	21.7 (11.9-31.5) 3,393	15.3 (7.6-23.1) 1,941
<b>Male</b>	28.8 (15.8-41.8) 2,955	BRFSS Data Not Available	23.8 (15.6-31.9) 3,769	29.3 (18.4-40.1) 4,468
<b>White</b>	22.5 (13.0-32.0) 5,482	18.9 (10.9-27.0) 4,471	21.9 (15.4-28.3) 6,559	23.1 (16.0-30.3) 6,291
<b>African American/Black</b>	BRFSS Data Not Available	BRFSS Data Not Available	BRFSS Data Not Available	BRFSS Data Not Available
<b>Asian</b>	BRFSS Data Not Available	BRFSS Data Not Available	BRFSS Data Not Available	BRFSS Data Not Available
<b>Hispanic/Latino</b>	BRFSS Data Not Available	BRFSS Data Not Available	BRFSS Data Not Available	BRFSS Data Not Available
<b>American Indian/Alaskan Native</b>	BRFSS Data Not Available	BRFSS Data Not Available	BRFSS Data Not Available	BRFSS Data Not Available
<b>**Minority Combined (Race &amp; Female)</b>	BRFSS Data Not Available	13.9 (6.7-21.1) 1,940	23.4 (13.8-33.0) 3,883	15.9 (8.2-23.6) 2,060

When "BRFSS Data Not Available" is noted in the tables, this is due to a high uncertainty or an insufficient sample size.

\*Data on ESDs not collected during the survey year.

\*\*By CRF/Tobacco legislative statute, minority is defined as an individual of African American, Hispanic, Native American, or Asian descent plus all women (MD Health-General Article §13-1101).

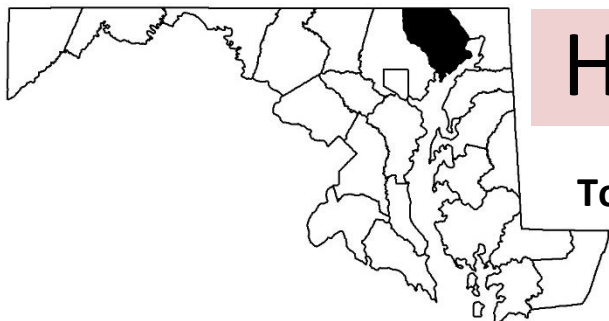
<b>CURRENT TOBACCO USE — Income and Education</b>					
<i>Estimated Prevalence (%)</i>		<b>2012*</b>	<b>2014</b>	<b>2016</b>	<b>2018</b>
<i>Confidence Interval (CI)</i>		<b>% CI N</b>	<b>% CI N</b>	<b>% CI N</b>	<b>% CI N</b>
<i>Estimated Number (N)</i>					
<b>Income</b>					
<b>&lt; \$50k</b>		<b>25.8</b> (11.9-39.8)	<b>24.1</b> (12.9-35.3)	<b>29.6</b> (19.5-39.8)	<b>28.6</b> (17.2-40.0)
		<b>3,711</b>	<b>3,046</b>	<b>4,356</b>	<b>3,536</b>
<b>&gt; \$50k</b>		<b>BRFSS Data</b> <b>Not</b> <b>Available</b>	<b>BRFSS Data</b> <b>Not</b> <b>Available</b>	<b>12.7</b> (5.4-20.0)	<b>14.0</b> (6.0-22.0)
				<b>1,246</b>	<b>1,294</b>
<b>Education</b>					
<b>No High School/High School- GED</b>		<b>26.5</b> (11.3-41.7)	<b>25.9</b> (13.9-38.0)	<b>25.1</b> (15.5-34.6)	<b>29.8</b> (19.0-40.5)
		<b>3,735</b>	<b>3,768</b>	<b>4,556</b>	<b>4,747</b>
<b>Some College/College Grad</b>		<b>15.1</b> (7.7-22.5)	<b>BRFSS Data</b> <b>Not</b> <b>Available</b>	<b>19.5</b> (12.4-26.7)	<b>13.8</b> (7.4-20.3)
		<b>1,607</b>		<b>2,605</b>	<b>1,663</b>
<b>HOUSEHOLDS WITH MINOR CHILDREN THAT HAVE RESIDENT ADULT SMOKERS</b>					
<i>Estimated Prevalence (%)</i>		<b>2012</b>	<b>2014</b>	<b>2016</b>	<b>2018</b>
<i>Confidence Interval (CI)</i>		<b>% CI N</b>	<b>% CI N</b>	<b>% CI N</b>	<b>% CI N</b>
<i>Estimated Number (N)</i>					
<b>Proportion with Adult Smokers</b>		<b>20.8</b> (9.5-32.2)	<b>BRFSS Data</b> <b>Not</b> <b>Available</b>	<b>34.4</b> (19.6-49.3)	<b>32.6</b> (15.8-49.3)
		<b>947</b>		<b>3,818</b>	<b>2,116</b>
<b>CIGARETTE SMOKING AMONG THOSE RECEIVING MENTAL HEALTH AND/OR SUBSTANCE USE DISORDER SERVICES (CURRENT AS OF 4/2019)</b>					
Maryland Outcomes Measurement System Datamart (OMS)					
<i>Prevalence (%)</i>		<b>2014</b>	<b>2015</b>	<b>2016</b>	<b>2017</b>
<i>Number (N)</i>		<b>% N</b>	<b>% N</b>	<b>% N</b>	<b>% N</b>
<b>Mental Health Services</b>		<b>44.0</b> (171)	<b>38.7</b> (142)	<b>44.7</b> (183)	<b>41.5</b> (161)
<b>Substance Use Disorder Services</b>		<b>Not</b> <b>Available</b>	<b>77.9</b> (141)	<b>80.0</b> (200)	<b>80.5</b> (243)
<b>Both</b>		<b>Not</b> <b>Available</b>	<b>71.4</b> (10)	<b>84.4</b> (27)	<b>78.6</b> (33)
					<b>87.9</b> (29)
<b>PERCENT AND NUMBER OF PREGNANT FEMALES SMOKING DURING PREGNANCY</b>					
Vital Statistics Administration					
<i>Prevalence (%)</i>		<b>2012</b>	<b>2014</b>	<b>2016</b>	<b>2018</b>
<i>Number (N)</i>		<b>% N</b>	<b>% N</b>	<b>% N</b>	<b>% N</b>
<b>Proportion of Pregnant Smokers</b>		<b>17.4</b> (50)	<b>19.7</b> (56)	<b>23.5</b> (73)	<b>18.6</b> (51)

When "BRFSS Data Not Available" is noted in the tables, this is due to a high uncertainty or an insufficient sample size.

\*Data on ESDs not collected during the survey year.

\*\*By CRF/Tobacco legislative statute, minority is defined as an individual of African American, Hispanic, Native American, or Asian descent plus all women (MD Health-General Article §13-1101).





# Harford County

## Tobacco/ESD Use by Adults: 2012-2018

Behavioral Risk Factor Surveillance System (BRFSS)

<b>CURRENT USE OF TOBACCO/ELECTRONIC SMOKING DEVICES (ESDs)</b>				
<i>Estimated Prevalence (%)</i>	<b>2012*</b>	<b>2014</b>	<b>2016</b>	<b>2018</b>
<i>Confidence Interval (CI)</i>	<b>% CI N</b>	<b>% CI N</b>	<b>% CI N</b>	<b>% CI N</b>
<i>Estimated Number (N)</i>				
<b>Any Tobacco</b> <i>(Any tobacco includes cigarettes, cigars, smokeless tobacco, and other tobacco products, and ESDs)</i>	<b>24.4</b> (18.8-30.1) <b>49,272</b>	<b>23.4</b> (15.8-31.0) <b>49,489</b>	<b>21.5</b> (16.2-26.8) <b>42,171</b>	<b>19.6</b> (15.1-24.1) <b>38,881</b>
<b>Cigarettes</b>	<b>21.7</b> (16.3-27.1) <b>43,602</b>	<b>18.9</b> (11.9-26.0) <b>39,119</b>	<b>16.7</b> (11.9-21.5) <b>31,382</b>	<b>15.2</b> (11.1-19.4) <b>28,857</b>
<b>Cigars</b>	BRFSS Data Not Available	BRFSS Data Not Available	BRFSS Data Not Available	BRFSS Data Not Available
<b>Smokeless Tobacco</b>	BRFSS Data Not Available	BRFSS Data Not Available	BRFSS Data Not Available	BRFSS Data Not Available
<b>ESDs</b>	No BRFSS Data Collected	BRFSS Data Not Available	BRFSS Data Not Available	<b>7.2</b> (3.9-10.5) <b>13,138</b>
<b>CURRENT TOBACCO USE — Gender and Race/Ethnicity</b>				
<i>Estimated Prevalence (%)</i>	<b>2012*</b>	<b>2014</b>	<b>2016</b>	<b>2018</b>
<i>Confidence Interval (CI)</i>	<b>% CI N</b>	<b>% CI N</b>	<b>% CI N</b>	<b>% CI N</b>
<i>Estimated Number (N)</i>				
<b>Female</b>	<b>22.3</b> (14.7-29.9) <b>24,408</b>	<b>18.8</b> (11.4-26.2) <b>21,823</b>	<b>13.7</b> (8.1-19.3) <b>13,895</b>	<b>16.1</b> (10.2-22.0) <b>16,549</b>
<b>Male</b>	<b>25.9</b> (17.9-34.0) <b>25,410</b>	<b>29.0</b> (15.2-42.8) <b>27,666</b>	<b>29.9</b> (21.2-38.6) <b>28,276</b>	<b>23.3</b> (16.4-30.3) <b>22,332</b>
<b>White</b>	<b>23.9</b> (18.0-29.8) <b>36,832</b>	<b>24.8</b> (16.3-33.3) <b>41,059</b>	<b>21.7</b> (15.7-27.7) <b>33,567</b>	<b>19.3</b> (14.3-24.2) <b>29,863</b>
<b>African American/Black</b>	<b>30.6</b> (13.4-47.7) <b>8,880</b>	BRFSS Data Not Available	BRFSS Data Not Available	BRFSS Data Not Available
<b>Asian</b>	BRFSS Data Not Available	BRFSS Data Not Available	BRFSS Data Not Available	BRFSS Data Not Available
<b>Hispanic/Latino</b>	BRFSS Data Not Available	BRFSS Data Not Available	BRFSS Data Not Available	BRFSS Data Not Available
<b>American Indian/Alaskan Native</b>	BRFSS Data Not Available	BRFSS Data Not Available	BRFSS Data Not Available	BRFSS Data Not Available
<b>**Minority Combined (Race &amp; Female)</b>	<b>23.2</b> (16.0-30.5) <b>30,777</b>	<b>19.8</b> (11.7-27.8) <b>27,555</b>	<b>16.3</b> (10.5-22.1) <b>19,729</b>	<b>17.3</b> (11.8-22.8) <b>21,392</b>

When "BRFSS Data Not Available" is noted in the tables, this is due to a high uncertainty or an insufficient sample size.

\*Data on ESDs not collected during the survey year.

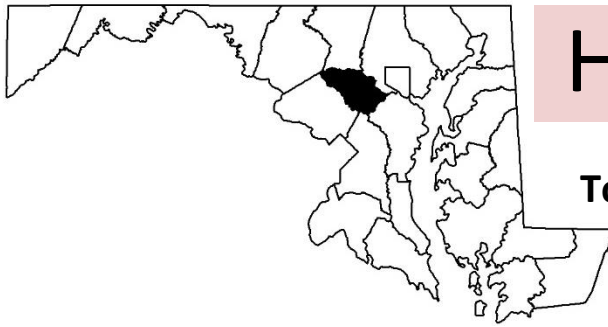
\*\*By CRF/Tobacco legislative statute, minority is defined as an individual of African American, Hispanic, Native American, or Asian descent plus all women (MD Health-General Article §13-1101).

<b>CURRENT TOBACCO USE — Income and Education</b>						
<i>Estimated Prevalence (%)</i>		<b>2012*</b>	<b>2014</b>	<b>2016</b>	<b>2018</b>	
<i>Confidence Interval (CI)</i>		<b>% CI N</b>	<b>% CI N</b>	<b>% CI N</b>	<b>% CI N</b>	
<i>Estimated Number (N)</i>						
<b>Income</b>						
<b>&lt; \$50k</b>		<b>36.9</b> (25.2-48.6)	<b>32.3</b> (18.0-46.7)	<b>28.2</b> (18.5-37.9)	<b>24.9</b> (16.5-33.3)	
		<b>25,814</b>	<b>27,694</b>	<b>16,227</b>	<b>14,005</b>	
<b>&gt; \$50k</b>		<b>17.1</b> (11.2-23.1)	<b>19.8</b> (10.0-29.5)	<b>18.5</b> (11.1-25.9)	<b>17.2</b> (10.7-23.6)	
		<b>18,274</b>	<b>19,539</b>	<b>20,006</b>	<b>16,817</b>	
<b>Education</b>						
<b>No High School/High School- GED</b>		<b>33.4</b> (23.0-43.7)	<b>30.4</b> (15.2-45.6)	<b>26.5</b> (16.8-36.1)	<b>25.3</b> (16.9-33.6)	
		<b>26,325</b>	<b>22,958</b>	<b>18,709</b>	<b>17,607</b>	
<b>Some College/College Grad</b>		<b>18.4</b> (12.1-24.7)	<b>19.5</b> (11.5-27.5)	<b>18.8</b> (12.5-25.0)	<b>16.5</b> (11.2-21.9)	
		<b>23,493</b>	<b>26,430</b>	<b>23,462</b>	<b>21,275</b>	
<b>HOUSEHOLDS WITH MINOR CHILDREN THAT HAVE RESIDENT ADULT SMOKERS</b>						
<i>Estimated Prevalence (%)</i>		<b>2012</b>	<b>2014</b>	<b>2016</b>	<b>2018</b>	
<i>Confidence Interval (CI)</i>		<b>% CI N</b>	<b>% CI N</b>	<b>% CI N</b>	<b>% CI N</b>	
<i>Estimated Number (N)</i>						
<b>Proportion with Adult Smokers</b>		<b>41.6</b> (30.3-53.0)	<b>36.1</b> (23.6-48.5)	<b>22.4</b> (13.0-31.7)	<b>32.7</b> (21.9-43.5)	
		<b>31,005</b>	<b>24,892</b>	<b>14,410</b>	<b>19,289</b>	
<b>CIGARETTE SMOKING AMONG THOSE RECEIVING MENTAL HEALTH AND/OR SUBSTANCE USE DISORDER SERVICES (CURRENT AS OF 4/2019)</b>						
Maryland Outcomes Measurement System Datamart (OMS)						
<i>Prevalence (%)</i>		<b>2014</b>	<b>2015</b>	<b>2016</b>	<b>2017</b>	<b>2018</b>
<i>Number (N)</i>		<b>% N</b>	<b>% N</b>	<b>% N</b>	<b>% N</b>	<b>% N</b>
<b>Mental Health Services</b>		<b>45.1</b> (972)	<b>44.9</b> (1,068)	<b>43.8</b> (1,124)	<b>39.1</b> (997)	<b>37.4</b> (986)
<b>Substance Use Disorder Services</b>		<b>Not Available</b>	<b>75.3</b> (502)	<b>77.2</b> (940)	<b>77.3</b> (1,818)	<b>77.4</b> (1,967)
<b>Both</b>		<b>Not Available</b>	<b>80.6</b> (129)	<b>72.6</b> (217)	<b>69.4</b> (347)	<b>70.6</b> (430)
<b>PERCENT AND NUMBER OF PREGNANT FEMALES SMOKING DURING PREGNANCY</b>						
Vital Statistics Administration						
<i>Prevalence (%)</i>		<b>2012</b>	<b>2014</b>	<b>2016</b>	<b>2018</b>	
<i>Number (N)</i>		<b>% N</b>	<b>% N</b>	<b>% N</b>	<b>% N</b>	
<b>Proportion of Pregnant Smokers</b>		<b>10.8</b> (286)	<b>9.0</b> (243)	<b>7.8</b> (210)	<b>7.4</b> (196)	

When "BRFSS Data Not Available" is noted in the tables, this is due to a high uncertainty or an insufficient sample size.

\*Data on ESDs not collected during the survey year.

\*\*By CRF/Tobacco legislative statute, minority is defined as an individual of African American, Hispanic, Native American, or Asian descent plus all women (MD Health-General Article §13-1101).



# Howard County

## Tobacco/ESD Use by Adults: 2012-2018

Behavioral Risk Factor Surveillance System (BRFSS)

<b>CURRENT USE OF TOBACCO/ELECTRONIC SMOKING DEVICES (ESDs)</b>				
<i>Estimated Prevalence (%)</i>	<b>2012<sup>+</sup></b>	<b>2014</b>	<b>2016</b>	<b>2018</b>
<i>Confidence Interval (CI)</i>	<b>% CI N</b>	<b>% CI N</b>	<b>% CI N</b>	<b>% CI N</b>
<i>Estimated Number (N)</i>				
<b>Any Tobacco</b> <i>(Any tobacco includes cigarettes, cigars, smokeless tobacco, and other tobacco products, and ESDs)</i>	<b>13.0</b> (8.4-17.6) <b>28,642</b>	<b>10.2</b> (5.6-14.8) <b>23,566</b>	<b>9.0</b> (6.2-11.7) <b>22,022</b>	<b>10.3</b> (6.8-13.9) <b>25,908</b>
<b>Cigarettes</b>	<b>9.5</b> (5.3-13.7) <b>20,777</b>	<b>6.0</b> (2.5-9.4) <b>13,210</b>	<b>7.6</b> (5.1-10.2) <b>17,690</b>	<b>5.9</b> (2.9-8.9) <b>14,251</b>
<b>Cigars</b>	BRFSS Data Not Available	BRFSS Data Not Available	BRFSS Data Not Available	<b>4.4</b> (2.2-6.6) <b>10,154</b>
<b>Smokeless Tobacco</b>	BRFSS Data Not Available	BRFSS Data Not Available	BRFSS Data Not Available	BRFSS Data Not Available
<b>ESDs</b>	No BRFSS Data Collected	BRFSS Data Not Available	BRFSS Data Not Available	BRFSS Data Not Available
		Available	Available	Available
<b>CURRENT TOBACCO USE — Gender and Race/Ethnicity</b>				
<i>Estimated Prevalence (%)</i>	<b>2012<sup>+</sup></b>	<b>2014</b>	<b>2016</b>	<b>2018</b>
<i>Confidence Interval (CI)</i>	<b>% CI N</b>	<b>% CI N</b>	<b>% CI N</b>	<b>% CI N</b>
<i>Estimated Number (N)</i>				
<b>Female</b>	<b>9.7</b> (5.3-14.0) <b>10,778</b>	BRFSS Data Not Available	<b>5.6</b> (2.9-8.3) <b>7,150</b>	<b>5.0</b> (2.2-7.9) <b>6,510</b>
<b>Male</b>	<b>16.6</b> (8.6-24.5) <b>18,475</b>	BRFSS Data Not Available	<b>12.6</b> (7.8-17.4) <b>14,872</b>	<b>16.1</b> (9.6-22.5) <b>19,398</b>
<b>White</b>	<b>12.6</b> (8.0-17.2) <b>17,360</b>	<b>13.3</b> (6.6-19.9) <b>17,317</b>	<b>10.0</b> (6.1-13.8) <b>13,395</b>	<b>9.9</b> (5.8-14.0) <b>13,249</b>
<b>African American/Black</b>	BRFSS Data Not Available	BRFSS Data Not Available	BRFSS Data Not Available	BRFSS Data Not Available
<b>Asian</b>	BRFSS Data Not Available	BRFSS Data Not Available	BRFSS Data Not Available	BRFSS Data Not Available
<b>Hispanic/Latino</b>	BRFSS Data Not Available	BRFSS Data Not Available	BRFSS Data Not Available	BRFSS Data Not Available
<b>American Indian/Alaskan Native</b>	BRFSS Data Not Available	BRFSS Data Not Available	BRFSS Data Not Available	BRFSS Data Not Available
<b>**Minority Combined (Race &amp; Female)</b>	<b>12.6</b> (6.9-18.3) <b>19,898</b>	<b>9.5</b> (4.0-14.9) <b>15,936</b>	<b>7.8</b> (4.9-10.7) <b>13,922</b>	<b>8.5</b> (4.5-12.6) <b>15,695</b>

When "BRFSS Data Not Available" is noted in the tables, this is due to a high uncertainty or an insufficient sample size.

<sup>+</sup>Data on ESDs not collected during the survey year.

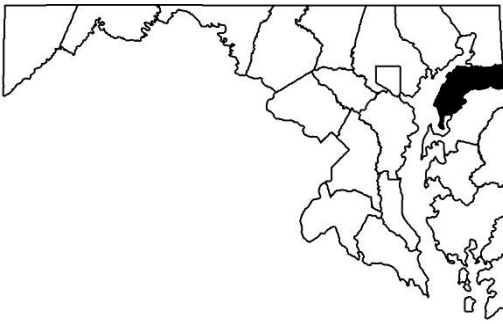
**\*\*By CRF/Tobacco legislative statute, minority is defined as an individual of African American, Hispanic, Native American, or Asian descent plus all women (MD Health-General Article §13-1101).**

<b>CURRENT TOBACCO USE — Income and Education</b>					
<i>Estimated Prevalence (%)</i>	<b>2012*</b>	<b>2014</b>	<b>2016</b>	<b>2018</b>	
<i>Confidence Interval (CI)</i>	<b>% CI N</b>	<b>% CI N</b>	<b>% CI N</b>	<b>% CI N</b>	
<i>Estimated Number (N)</i>					
<b>Income</b>					
<b>&lt; \$50k</b>	<b>20.7</b> (8.8-32.5) <b>9,839</b>	<b>BRFSS Data Not Available</b>	<b>13.2</b> (5.9-20.4) <b>5,162</b>	<b>BRFSS Data Not Available</b>	
<b>&gt; \$50k</b>	<b>12.0</b> (6.3-17.8) <b>17,175</b>	<b>10.0</b> (4.7-15.3) <b>15,898</b>	<b>8.0</b> (4.7-11.3) <b>12,634</b>	<b>8.6</b> (5.0-12.2) <b>13,649</b>	
<b>Education</b>					
<b>No High School/High School- GED</b>	<b>BRFSS Data Not Available</b>	<b>BRFSS Data Not Available</b>	<b>BRFSS Data Not Available</b>	<b>BRFSS Data Not Available</b>	
<b>Some College/College Grad</b>	<b>13.6</b> (8.1-19.1) <b>23,770</b>	<b>9.0</b> (4.3-13.7) <b>16,914</b>	<b>8.1</b> (5.3-10.8) <b>15,537</b>	<b>10.4</b> (6.3-14.5) <b>21,112</b>	
<b>HOUSEHOLDS WITH MINOR CHILDREN THAT HAVE RESIDENT ADULT SMOKERS</b>					
<i>Estimated Prevalence (%)</i>	<b>2012</b>	<b>2014</b>	<b>2016</b>	<b>2018</b>	
<i>Confidence Interval (CI)</i>	<b>% CI N</b>	<b>% CI N</b>	<b>% CI N</b>	<b>% CI N</b>	
<i>Estimated Number (N)</i>					
<b>Proportion with Adult Smokers</b>	<b>12.7</b> (6.0-19.4) <b>10,751</b>	<b>BRFSS Data Not Available</b>	<b>11.0</b> (6.0-15.9) <b>9,267</b>	<b>14.2</b> (8.0-20.4) <b>12,769</b>	
<b>CIGARETTE SMOKING AMONG THOSE RECEIVING MENTAL HEALTH AND/OR SUBSTANCE USE DISORDER SERVICES (CURRENT AS OF 4/2019)</b>					
Maryland Outcomes Measurement System Datamart (OMS)					
<i>Prevalence (%)</i>	<b>2014</b>	<b>2015</b>	<b>2016</b>	<b>2017</b>	<b>2018</b>
<i>Number (N)</i>	<b>% N</b>	<b>% N</b>	<b>% N</b>	<b>% N</b>	<b>% N</b>
<b>Mental Health Services</b>	<b>38.6</b> (417)	<b>35.3</b> (438)	<b>31.3</b> (445)	<b>31.4</b> (502)	<b>25.5</b> (443)
<b>Substance Use Disorder Services</b>	<b>Not Available</b>	<b>60.8</b> (155)	<b>60.7</b> (224)	<b>60.2</b> (400)	<b>59.5</b> (410)
<b>Both</b>	<b>Not Available</b>	<b>54.0</b> (27)	<b>54.7</b> (47)	<b>60.7</b> (88)	<b>54.5</b> (84)
<b>PERCENT AND NUMBER OF PREGNANT FEMALES SMOKING DURING PREGNANCY</b>					
Vital Statistics Administration					
<i>Prevalence (%)</i>	<b>2012</b>	<b>2014</b>	<b>2016</b>	<b>2018</b>	
<i>Number (N)</i>	<b>% N</b>	<b>% N</b>	<b>% N</b>	<b>% N</b>	
<b>Proportion of Pregnant Smokers</b>	<b>3.5</b> (121)	<b>2.3</b> (81)	<b>1.8</b> (64)	<b>1.9</b> (65)	

When "BRFSS Data Not Available" is noted in the tables, this is due to a high uncertainty or an insufficient sample size.

\*Data on ESDs not collected during the survey year.

\*\*By CRF/Tobacco legislative statute, minority is defined as an individual of African American, Hispanic, Native American, or Asian descent plus all women (MD Health-General Article §13-1101).



# Kent County

## Tobacco/ESD Use by Adults: 2012-2018

Behavioral Risk Factor Surveillance System (BRFSS)

<b>CURRENT USE OF TOBACCO/ELECTRONIC SMOKING DEVICES (ESDs)</b>				
<i>Estimated Prevalence (%)</i>	<b>2012<sup>+</sup></b>	<b>2014</b>	<b>2016</b>	<b>2018</b>
<i>Confidence Interval (CI)</i>	<b>% CI N</b>	<b>% CI N</b>	<b>% CI N</b>	<b>% CI N</b>
<i>Estimated Number (N)</i>				
<b>Any Tobacco</b> <i>(Any tobacco includes cigarettes, cigars, smokeless tobacco, and other tobacco products, and ESDs)</i>	<b>21.7</b> (6.2-37.2) <b>3,960</b>	<b>21.7</b> (11.1-32.2) <b>3,362</b>	<b>22.0</b> (13.6-30.4) <b>3,248</b>	<b>25.5</b> (15.2-35.8) <b>3,918</b>
<b>Cigarettes</b>	BRFSS Data Not Available	BRFSS Data Not Available	<b>18.0</b> (9.8-26.2) <b>2,542</b>	<b>14.1</b> (7.2-21.0) <b>2,089</b>
<b>Cigars</b>	BRFSS Data Not Available	BRFSS Data Not Available	BRFSS Data Not Available	BRFSS Data Not Available
<b>Smokeless Tobacco</b>	BRFSS Data Not Available	BRFSS Data Not Available	BRFSS Data Not Available	BRFSS Data Not Available
<b>ESDs</b>	No BRFSS Data Collected	BRFSS Data Not Available	BRFSS Data Not Available	BRFSS Data Not Available
<b>CURRENT TOBACCO USE — Gender and Race/Ethnicity</b>				
<i>Estimated Prevalence (%)</i>	<b>2012<sup>+</sup></b>	<b>2014</b>	<b>2016</b>	<b>2018</b>
<i>Confidence Interval (CI)</i>	<b>% CI N</b>	<b>% CI N</b>	<b>% CI N</b>	<b>% CI N</b>
<i>Estimated Number (N)</i>				
<b>Female</b>	BRFSS Data Not Available	BRFSS Data Not Available	BRFSS Data Not Available	BRFSS Data Not Available
<b>Male</b>	BRFSS Data Not Available	BRFSS Data Not Available	<b>29.2</b> (16.4-41.9) <b>2,418</b>	<b>29.3</b> (13.8-44.8) <b>2,352</b>
<b>White</b>	BRFSS Data Not Available	<b>24.1</b> (11.9-36.3) <b>2,857</b>	<b>23.9</b> (14.2-33.6) <b>2,471</b>	<b>23.5</b> (11.9-35.0) <b>2,722</b>
<b>African American/Black</b>	BRFSS Data Not Available	BRFSS Data Not Available	BRFSS Data Not Available	BRFSS Data Not Available
<b>Asian</b>	BRFSS Data Not Available	BRFSS Data Not Available	BRFSS Data Not Available	BRFSS Data Not Available
<b>Hispanic/Latino</b>	BRFSS Data Not Available	BRFSS Data Not Available	BRFSS Data Not Available	BRFSS Data Not Available
<b>American Indian/Alaskan Native</b>	BRFSS Data Not Available	BRFSS Data Not Available	BRFSS Data Not Available	BRFSS Data Not Available
<b>**Minority Combined (Race &amp; Female)</b>	BRFSS Data Not Available	BRFSS Data Not Available	<b>17.5</b> (7.7-27.4) <b>1,501</b>	<b>25.1</b> (12.7-37.5) <b>2,199</b>

When "BRFSS Data Not Available" is noted in the tables, this is due to a high uncertainty or an insufficient sample size.

<sup>+</sup>Data on ESDs not collected during the survey year.

**\*\***By CRF/Tobacco legislative statute, minority is defined as an individual of African American, Hispanic, Native American, or Asian descent plus all women (MD Health-General Article §13-1101).

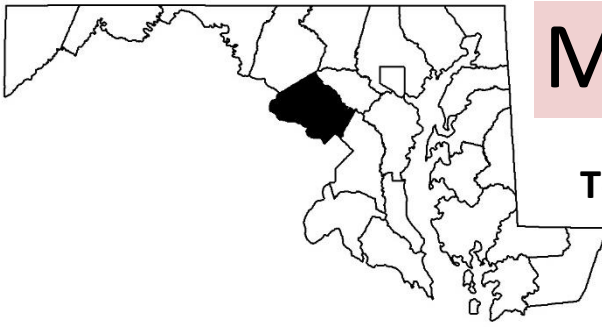
<b>CURRENT TOBACCO USE — Income and Education</b>					
<i>Estimated Prevalence (%)</i>	<b>2012*</b>	<b>2014</b>	<b>2016</b>	<b>2018</b>	
<i>Confidence Interval (CI)</i>	<b>% CI N</b>	<b>% CI N</b>	<b>% CI N</b>	<b>% CI N</b>	
<i>Estimated Number (N)</i>					
<b>Income</b>					
<b>&lt; \$50k</b>	BRFSS Data Not Available	BRFSS Data Not Available	39.6 (23.5-55.8) 2,197	35.0 (19.8-50.2) 2,200	
<b>&gt; \$50k</b>	BRFSS Data Available	BRFSS Data Available	BRFSS Data Not Available	BRFSS Data Not Available	
<b>Education</b>					
<b>No High School/High School- GED</b>	BRFSS Data Not Available	BRFSS Data Not Available	28.6 (15.9-41.4) 1,954	42.1 (24.3-60.0) 2,963	
<b>Some College/College Grad</b>	BRFSS Data Available	BRFSS Data Available	BRFSS Data Available	BRFSS Data Available	
<b>HOUSEHOLDS WITH MINOR CHILDREN THAT HAVE RESIDENT ADULT SMOKERS</b>					
<i>Estimated Prevalence (%)</i>	<b>2012</b>	<b>2014</b>	<b>2016</b>	<b>2018</b>	
<i>Confidence Interval (CI)</i>	<b>% CI N</b>	<b>% CI N</b>	<b>% CI N</b>	<b>% CI N</b>	
<i>Estimated Number (N)</i>					
<b>Proportion with Adult Smokers</b>	BRFSS Data Not Available	BRFSS Data Not Available	BRFSS Data Not Available	BRFSS Data Not Available	
<b>CIGARETTE SMOKING AMONG THOSE RECEIVING MENTAL HEALTH AND/OR SUBSTANCE USE DISORDER SERVICES (CURRENT AS OF 4/2019)</b>					
Maryland Outcomes Measurement System Datamart (OMS)					
<i>Prevalence (%)</i>	<b>2014</b>	<b>2015</b>	<b>2016</b>	<b>2017</b>	<b>2018</b>
<i>Number (N)</i>	<b>% N</b>	<b>% N</b>	<b>% N</b>	<b>% N</b>	<b>% N</b>
<b>Mental Health Services</b>	53.2 (185)	52.1 (173)	38.7 (129)	44.5 (167)	46.9 (175)
<b>Substance Use Disorder Services</b>	Not Available	79.8 (162)	64.9 (124)	59.3 (108)	67.1 (145)
<b>Both</b>	Not Available	78.9 (45)	55.4 (36)	64.9 (48)	74.5 (76)
<b>PERCENT AND NUMBER OF PREGNANT FEMALES SMOKING DURING PREGNANCY</b>					
Vital Statistics Administration					
<i>Prevalence (%)</i>	<b>2012</b>	<b>2014</b>	<b>2016</b>	<b>2018</b>	
<i>Number (N)</i>	<b>% N</b>	<b>% N</b>	<b>% N</b>	<b>% N</b>	
<b>Proportion of Pregnant Smokers</b>	15.8 (28)	15.9 (25)	14.2 (21)	8.2 (11)	

When "BRFSS Data Not Available" is noted in the tables, this is due to a high uncertainty or an insufficient sample size.

\*Data on ESDs not collected during the survey year.

\*\*By CRF/Tobacco legislative statute, minority is defined as an individual of African American, Hispanic, Native American, or Asian descent plus all women (MD Health-General Article §13-1101).





# Montgomery County

## Tobacco/ESD Use by Adults: 2012-2018

Behavioral Risk Factor Surveillance System (BRFSS)

<b>CURRENT USE OF TOBACCO/ELECTRONIC SMOKING DEVICES (ESDs)</b>				
<i>Estimated Prevalence (%)</i>	<b>2012<sup>+</sup></b>	<b>2014</b>	<b>2016</b>	<b>2018</b>
<i>Confidence Interval (CI)</i>	<b>% CI N</b>	<b>% CI N</b>	<b>% CI N</b>	<b>% CI N</b>
<i>Estimated Number (N)</i>				
<b>Any Tobacco</b> <i>(Any tobacco includes cigarettes, cigars, smokeless tobacco, and other tobacco products, and ESDs)</i>	10.9 (8.2-13.7) 81,828	10.4 (7.7-13.1) 82,701	9.3 (7.5-11.1) 75,567	11.6 (9.4-13.8) 95,944
<b>Cigarettes</b>	7.5 (5.5-9.6) 55,857	7.9 (5.3-10.5) 59,938	6.2 (4.7-7.8) 47,185	7.1 (5.4-8.9) 56,031
<b>Cigars</b>	BRFSS Data Not Available	2.9 (1.5-4.4) 20,235	1.5 (0.7-2.3) 10,217	3.8 (2.3-5.3) 28,274
<b>Smokeless Tobacco</b>	BRFSS Data Not Available	BRFSS Data Not Available	1.1 (0.5-1.8) 8,783	BRFSS Data Not Available
<b>ESDs</b>	No BRFSS Data Collected	1.8 (0.8-2.8) 12,554	1.8 (0.9-2.6) 13,394	3.1 (1.8-4.5) 23,151
<b>CURRENT TOBACCO USE — Gender and Race/Ethnicity</b>				
<i>Estimated Prevalence (%)</i>	<b>2012<sup>+</sup></b>	<b>2014</b>	<b>2016</b>	<b>2018</b>
<i>Confidence Interval (CI)</i>	<b>% CI N</b>	<b>% CI N</b>	<b>% CI N</b>	<b>% CI N</b>
<i>Estimated Number (N)</i>				
<b>Female</b>	7.1 (4.4-9.8) 25,205	5.9 (3.4-8.4) 24,741	4.9 (3.4-6.4) 20,836	5.8 (3.8-7.7) 25,033
<b>Male</b>	14.3 (10.1-18.5) 63,964	15.4 (10.5-20.3) 57,960	14.2 (10.9-17.6) 54,731	18.0 (14.0-22.0) 70,495
<b>White</b>	13.9 (10.1-17.7) 53,149	9.8 (7.0-12.7) 36,134	8.7 (6.2-11.2) 31,703	10.6 (8.1-13.0) 38,680
<b>African American/Black</b>	BRFSS Data Not Available	BRFSS Data Not Available	11.2 (6.8-15.6) 15,577	12.5 (6.7-18.3) 18,290
<b>Asian</b>	BRFSS Data Not Available	BRFSS Data Not Available	BRFSS Data Not Available	BRFSS Data Not Available
<b>Hispanic/Latino</b>	BRFSS Data Not Available	BRFSS Data Not Available	BRFSS Data Not Available	14.3 (7.3-21.4) 21,581
<b>American Indian/Alaskan Native</b>	BRFSS Data Not Available	BRFSS Data Not Available	BRFSS Data Not Available	BRFSS Data Not Available
<b>**Minority Combined (Race &amp; Female)</b>	8.0 (5.4-10.7) 47,808	9.3 (6.0-12.6) 56,245	7.9 (6.0-9.8) 50,059	11.2 (8.5-13.8) 71,921

When "BRFSS Data Not Available" is noted in the tables, this is due to a high uncertainty or an insufficient sample size.

<sup>+</sup>Data on ESDs not collected during the survey year.

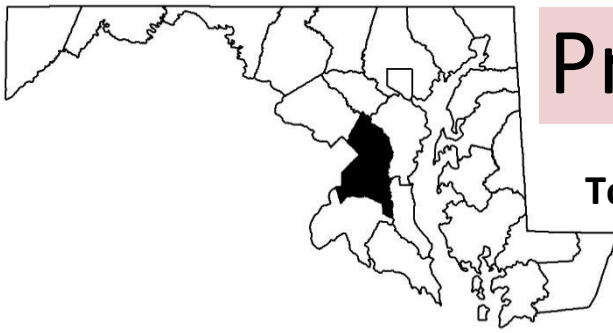
**\*\*By CRF/Tobacco legislative statute, minority is defined as an individual of African American, Hispanic, Native American, or Asian descent plus all women (MD Health-General Article §13-1101).**

<b>CURRENT TOBACCO USE — Income and Education</b>					
<i>Estimated Prevalence (%)</i>	<b>2012*</b>	<b>2014</b>	<b>2016</b>	<b>2018</b>	
<i>Confidence Interval (CI)</i>	<b>% CI N</b>	<b>% CI N</b>	<b>% CI N</b>	<b>% CI N</b>	
<i>Estimated Number (N)</i>					
<b>Income</b>					
<b>&lt; \$50k</b>	<b>11.3</b> (6.3-16.3)	<b>10.8</b> (5.3-16.2)	<b>14.0</b> (9.1-18.9)	<b>17.9</b> (11.8-23.9)	
	<b>26,520</b>	<b>22,007</b>	<b>27,498</b>	<b>35,507</b>	
<b>&gt; \$50k</b>	<b>11.7</b> (8.3-15.1)	<b>11.0</b> (7.6-14.3)	<b>7.8</b> (5.8-9.8)	<b>9.4</b> (7.0-11.7)	
	<b>52,884</b>	<b>47,505</b>	<b>36,749</b>	<b>43,381</b>	
<b>Education</b>					
<b>No High School</b>	BRFSS Data Not Available	BRFSS Data Not Available	BRFSS Data Not Available	<b>21.7</b> (9.1-34.2)	
				<b>17,139</b>	
<b>High School or GED</b>	<b>15.2</b> (7.4-23.1)	<b>16.6</b> (8.6-24.7)	<b>14.1</b> (7.8-20.3)	<b>16.7</b> (10.1-23.2)	
	<b>20,640</b>	<b>22,404</b>	<b>15,364</b>	<b>19,392</b>	
<b>Some College</b>	<b>15.9</b> (9.3-22.4)	<b>12.6</b> (6.3-19.0)	<b>13.4</b> (8.7-18.2)	<b>18.0</b> (12.2-23.7)	
	<b>26,451</b>	<b>21,509</b>	<b>23,998</b>	<b>34,287</b>	
<b>College Grad</b>	<b>7.4</b> (5.0-9.9)	<b>6.8</b> (4.7-8.9)	<b>5.7</b> (4.0-7.3)	<b>5.6</b> (4.1-7.1)	
	<b>29,684</b>	<b>26,786</b>	<b>24,717</b>	<b>24,505</b>	
<b>HOUSEHOLDS WITH MINOR CHILDREN THAT HAVE RESIDENT ADULT SMOKERS</b>					
<i>Estimated Prevalence (%)</i>	<b>2012</b>	<b>2014</b>	<b>2016</b>	<b>2018</b>	
<i>Confidence Interval (CI)</i>	<b>% CI N</b>	<b>% CI N</b>	<b>% CI N</b>	<b>% CI N</b>	
<i>Estimated Number (N)</i>					
<b>Proportion with Adult Smokers</b>	<b>15.2</b> (9.7-20.8)	<b>11.3</b> (6.5-16.2)	<b>8.5</b> (5.4-11.6)	<b>13.6</b> (9.3-18.0)	
	<b>41,554</b>	<b>31,651</b>	<b>22,479</b>	<b>36,581</b>	
<b>CIGARETTE SMOKING AMONG THOSE RECEIVING MENTAL HEALTH AND/OR SUBSTANCE USE DISORDER SERVICES (CURRENT AS OF 4/2019)</b>					
Maryland Outcomes Measurement System Datamart (OMS)					
<i>Prevalence (%)</i>	<b>2014</b>	<b>2015</b>	<b>2016</b>	<b>2017</b>	<b>2018</b>
<i>Number (N)</i>	<b>% N</b>	<b>% N</b>	<b>% N</b>	<b>% N</b>	<b>% N</b>
<b>Mental Health Services</b>	<b>33.7</b> (1,291)	<b>28.8</b> (1,234)	<b>28.6</b> (1,348)	<b>24.2</b> (1,187)	<b>20.0</b> (1,039)
<b>Substance Use Disorder Services</b>	Not Available	<b>55.2</b> (148)	<b>62.1</b> (308)	<b>65.0</b> (575)	<b>59.0</b> (563)
<b>Both</b>	Not Available	<b>62.4</b> (58)	<b>68.4</b> (121)	<b>67.0</b> (203)	<b>65.0</b> (160)
<b>PERCENT AND NUMBER OF PREGNANT FEMALES SMOKING DURING PREGNANCY</b>					
Vital Statistics Administration					
<i>Prevalence (%)</i>	<b>2012</b>	<b>2014</b>	<b>2016</b>	<b>2018</b>	
<i>Number (N)</i>	<b>% N</b>	<b>% N</b>	<b>% N</b>	<b>% N</b>	
<b>Proportion of Pregnant Smokers</b>	<b>1.6</b> (213)	<b>1.4</b> (186)	<b>1.0</b> (134)	<b>1.0</b> (128)	

When "BRFSS Data Not Available" is noted in the tables, this is due to a high uncertainty or an insufficient sample size.

\*Data on ESDs not collected during the survey year.

\*\*By CRF/Tobacco legislative statute, minority is defined as an individual of African American, Hispanic, Native American, or Asian descent plus all women (MD Health-General Article §13-1101).



# Prince George's County

## Tobacco/ESD Use by Adults: 2012-2018

Behavioral Risk Factor Surveillance System (BRFSS)

<b>CURRENT USE OF TOBACCO/ELECTRONIC SMOKING DEVICES (ESDs)</b>				
<i>Estimated Prevalence (%)</i>	<b>2012<sup>+</sup></b>	<b>2014</b>	<b>2016</b>	<b>2018</b>
<i>Confidence Interval (CI)</i>	<b>% CI N</b>	<b>% CI N</b>	<b>% CI N</b>	<b>% CI N</b>
<i>Estimated Number (N)</i>				
<b>Any Tobacco</b> <i>(Any tobacco includes cigarettes, cigars, smokeless tobacco, and other tobacco products, and ESDs)</i>	16.6 (13.1-20.1) 103,805	18.8 (14.6-23.0) 130,769	15.0 (12.6-17.4) 106,840	14.2 (11.7-16.7) 101,335
<b>Cigarettes</b>	14.2 (10.8-17.5) 88,296	11.8 (8.7-15.0) 79,628	11.3 (9.1-13.4) 74,789	9.4 (7.4-11.4) 63,938
<b>Cigars</b>	4.7 (2.6-6.7) 23,783	8.1 (4.5-11.6) 52,011	3.1 (2.0-4.3) 18,610	4.6 (2.8-6.3) 29,665
<b>Smokeless Tobacco</b>	BRFSS Data Not Available	BRFSS Data Not Available	BRFSS Data Not Available	BRFSS Data Not Available
<b>ESDs</b>	No BRFSS Data Collected	BRFSS Data Not Available	2.4 (1.3-3.5) 15,768	2.4 (1.2-3.6) 15,554
<b>CURRENT TOBACCO USE — Gender and Race/Ethnicity</b>				
<i>Estimated Prevalence (%)</i>	<b>2012<sup>+</sup></b>	<b>2014</b>	<b>2016</b>	<b>2018</b>
<i>Confidence Interval (CI)</i>	<b>% CI N</b>	<b>% CI N</b>	<b>% CI N</b>	<b>% CI N</b>
<i>Estimated Number (N)</i>				
<b>Female</b>	13.1 (9.5-16.8) 43,722	13.6 (9.2-18.0) 49,837	11.0 (8.2-13.8) 41,302	7.5 (5.4-9.6) 28,170
<b>Male</b>	21.1 (15.0-27.1) 64,038	24.6 (17.5-31.8) 80,932	19.4 (15.4-23.4) 65,538	21.8 (17.3-26.4) 73,165
<b>White</b>	18.5 (11.5-25.5) 23,520	16.7 (8.9-24.5) 17,874	15.1 (10.4-19.8) 14,975	17.6 (11.1-24.0) 16,746
<b>African American/Black</b>	16.9 (12.8-20.9) 66,271	20.6 (15.1-26.2) 88,339	16.4 (13.1-19.6) 70,910	15.3 (11.9-18.6) 66,964
<b>Asian</b>	BRFSS Data Not Available	BRFSS Data Not Available	BRFSS Data Not Available	BRFSS Data Not Available
<b>Hispanic/Latino</b>	BRFSS Data Not Available	BRFSS Data Not Available	10.0 (4.2-15.7) 11,358	BRFSS Data Not Available
<b>American Indian/Alaskan Native</b>	BRFSS Data Not Available	BRFSS Data Not Available	BRFSS Data Not Available	BRFSS Data Not Available
<b>**Minority Combined (Race &amp; Female)</b>	16.4 (12.8-20.1) 93,972	18.3 (13.9-22.7) 116,931	14.3 (11.9-16.8) 94,201	13.4 (10.9-15.9) 88,531

When "BRFSS Data Not Available" is noted in the tables, this is due to a high uncertainty or an insufficient sample size.

<sup>+</sup>Data on ESDs not collected during the survey year.

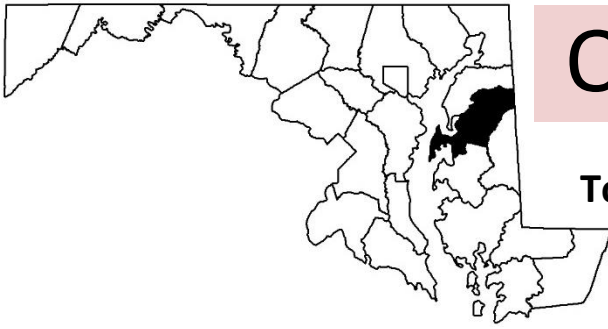
\*\*By CRF/Tobacco legislative statute, minority is defined as an individual of African American, Hispanic, Native American, or Asian descent plus all women (MD Health-General Article §13-1101).

<b>CURRENT TOBACCO USE — Income and Education</b>					
<i>Estimated Prevalence (%)</i>	<b>2012<sup>+</sup></b>	<b>2014</b>	<b>2016</b>	<b>2018</b>	
<i>Confidence Interval (CI)</i>	<b>% CI N</b>	<b>% CI N</b>	<b>% CI N</b>	<b>% CI N</b>	
<i>Estimated Number (N)</i>					
<b>Income</b>					
<b>&lt; \$50k</b>	<b>23.3</b> (16.5-30.1)	<b>17.4</b> (10.5-24.3)	<b>16.8</b> (12.6-21.0)	<b>14.4</b> (10.0-18.8)	
	<b>56,923</b>	<b>42,110</b>	<b>39,797</b>	<b>34,833</b>	
<b>&gt; \$50k</b>	<b>12.3</b> (8.9-15.7)	<b>19.9</b> (14.0-25.9)	<b>14.4</b> (11.0-17.9)	<b>15.9</b> (12.1-19.7)	
	<b>38,252</b>	<b>66,551</b>	<b>47,342</b>	<b>53,731</b>	
<b>Education</b>					
<b>No High School</b>	<b>28.7</b> (13.1-44.3)	<b>BRFSS Data Not Available</b>	<b>17.1</b> (7.3-26.9)	<b>BRFSS Data Not Available</b>	
	<b>22,374</b>		<b>14,807</b>		
<b>High School or GED</b>	<b>24.8</b> (17.0-32.5)	<b>24.6</b> (15.5-33.8)	<b>20.5</b> (15.4-25.7)	<b>16.8</b> (11.9-21.8)	
	<b>39,769</b>	<b>44,045</b>	<b>37,178</b>	<b>31,381</b>	
<b>Some College</b>	<b>15.8</b> (10.0-21.6)	<b>19.5</b> (12.6-26.5)	<b>16.4</b> (12.0-20.7)	<b>16.3</b> (11.4-21.2)	
	<b>32,952</b>	<b>46,655</b>	<b>38,507</b>	<b>33,930</b>	
<b>College Grad</b>	<b>6.8</b> (4.3-9.2)	<b>9.0</b> (5.2-12.8)	<b>7.9</b> (5.4-10.4)	<b>11.3</b> (7.5-15.0)	
	<b>12,664</b>	<b>17,584</b>	<b>16,348</b>	<b>24,840</b>	
<b>HOUSEHOLDS WITH MINOR CHILDREN THAT HAVE RESIDENT ADULT SMOKERS</b>					
<i>Estimated Prevalence (%)</i>	<b>2012</b>	<b>2014</b>	<b>2016</b>	<b>2018</b>	
<i>Confidence Interval (CI)</i>	<b>% CI N</b>	<b>% CI N</b>	<b>% CI N</b>	<b>% CI N</b>	
<i>Estimated Number (N)</i>					
<b>Proportion with Adult Smokers</b>	<b>21.4</b> (14.7-28.2)	<b>17.4</b> (11.3-23.5)	<b>20.1</b> (14.8-25.5)	<b>15.1</b> (10.3-19.9)	
	<b>48,264</b>	<b>44,688</b>	<b>45,308</b>	<b>35,041</b>	
<b>CIGARETTE SMOKING AMONG THOSE RECEIVING MENTAL HEALTH AND/OR SUBSTANCE USE DISORDER SERVICES (CURRENT AS OF 4/2019)</b>					
Maryland Outcomes Measurement System Datamart (OMS)					
<i>Prevalence (%)</i>	<b>2014</b>	<b>2015</b>	<b>2016</b>	<b>2017</b>	<b>2018</b>
<i>Number (N)</i>	<b>% N</b>	<b>% N</b>	<b>% N</b>	<b>% N</b>	<b>% N</b>
<b>Mental Health Services</b>	<b>32.9</b> (1,285)	<b>29.3</b> (1,371)	<b>26.1</b> (1,298)	<b>22.8</b> (1,225)	<b>19.2</b> (1,133)
<b>Substance Use Disorder Services</b>	<b>Not Available</b>	<b>46.3</b> (202)	<b>57.1</b> (382)	<b>53.9</b> (578)	<b>54.2</b> (567)
<b>Both</b>	<b>Not Available</b>	<b>56.5</b> (52)	<b>53.1</b> (69)	<b>56.4</b> (119)	<b>50.6</b> (90)
<b>PERCENT AND NUMBER OF PREGNANT FEMALES SMOKING DURING PREGNANCY</b>					
Vital Statistics Administration					
<i>Prevalence (%)</i>	<b>2012</b>	<b>2014</b>	<b>2016</b>	<b>2018</b>	
<i>Number (N)</i>	<b>% N</b>	<b>% N</b>	<b>% N</b>	<b>% N</b>	<b>% N</b>
<b>Proportion of Pregnant Smokers</b>	<b>2.4</b> (281)	<b>2.5</b> (304)	<b>1.6</b> (197)	<b>1.5</b> (181)	

When "BRFSS Data Not Available" is noted in the tables, this is due to a high uncertainty or an insufficient sample size.

\*Data on ESDs not collected during the survey year.

\*\*By CRF/Tobacco legislative statute, minority is defined as an individual of African American, Hispanic, Native American, or Asian descent plus all women (MD Health-General Article §13-1101).



# Queen Anne's County

## Tobacco/ESD Use by Adults: 2012-2018

Behavioral Risk Factor Surveillance System (BRFSS)

<b>CURRENT USE OF TOBACCO/ELECTRONIC SMOKING DEVICES (ESDs)</b>				
<i>Estimated Prevalence (%)</i>	<b>2012*</b>	<b>2014</b>	<b>2016</b>	<b>2018</b>
<i>Confidence Interval (CI)</i>	<b>% CI N</b>	<b>% CI N</b>	<b>% CI N</b>	<b>% CI N</b>
<i>Estimated Number (N)</i>				
<b>Any Tobacco</b> <i>(Any tobacco includes cigarettes, cigars, smokeless tobacco, and other tobacco products, and ESDs)</i>	19.3 (10.6-28.0) 5,970	17.7 (10.6-24.8) 6,642	19.5 (14.2-24.9) 7,532	19.5 (14.6-24.5) 7,769
<b>Cigarettes</b>	17.2 (8.6-25.7) 5,307	13.6 (6.8-20.3) 4,884	16.5 (11.4-21.6) 6,072	15.7 (10.9-20.5) 5,990
<b>Cigars</b>	BRFSS Data Not Available	BRFSS Data Not Available	BRFSS Data Not Available	BRFSS Data Not Available
<b>Smokeless Tobacco</b>	BRFSS Data Not Available	BRFSS Data Not Available	BRFSS Data Not Available	BRFSS Data Not Available
<b>ESDs</b>	No BRFSS Data Collected	BRFSS Data Not Available	BRFSS Data Not Available	4.0 (2.1-5.9) 1,509
<b>CURRENT TOBACCO USE — Gender and Race/Ethnicity</b>				
<i>Estimated Prevalence (%)</i>	<b>2012*</b>	<b>2014</b>	<b>2016</b>	<b>2018</b>
<i>Confidence Interval (CI)</i>	<b>% CI N</b>	<b>% CI N</b>	<b>% CI N</b>	<b>% CI N</b>
<i>Estimated Number (N)</i>				
<b>Female</b>	10.8 (5.5-16.1) 1,350	13.9 (7.2-20.5) 2,335	14.0 (7.9-20.2) 2,737	13.5 (8.4-18.6) 2,736
<b>Male</b>	25.5 (11.7-39.3) 4,824	20.8 (9.1-32.4) 4,307	25.1 (16.6-33.6) 4,795	25.2 (16.8-33.7) 4,912
<b>White</b>	19.7 (10.5-29.0) 5,468	15.1 (8.6-21.6) 4,848	18.3 (12.7-23.9) 6,138	18.2 (13.1-23.3) 6,293
<b>African American/Black</b>	BRFSS Data Not Available	BRFSS Data Not Available	BRFSS Data Not Available	BRFSS Data Not Available
<b>Asian</b>	BRFSS Data Not Available	BRFSS Data Not Available	BRFSS Data Not Available	BRFSS Data Not Available
<b>Hispanic/Latino</b>	BRFSS Data Not Available	BRFSS Data Not Available	BRFSS Data Not Available	BRFSS Data Not Available
<b>American Indian/Alaskan Native</b>	BRFSS Data Not Available	BRFSS Data Not Available	BRFSS Data Not Available	BRFSS Data Not Available
<b>**Minority Combined (Race &amp; Female)</b>	12.8 (5.7-19.8) 1,961	17.7 (8.4-26.9) 3,511	17.1 (10.4-23.9) 3,714	15.9 (10.2-21.6) 3,528

When "BRFSS Data Not Available" is noted in the tables, this is due to a high uncertainty or an insufficient sample size.

\*Data on ESDs not collected during the survey year.

\*\*By CRF/Tobacco legislative statute, minority is defined as an individual of African American, Hispanic, Native American, or Asian descent plus all women (MD Health-General Article §13-1101).

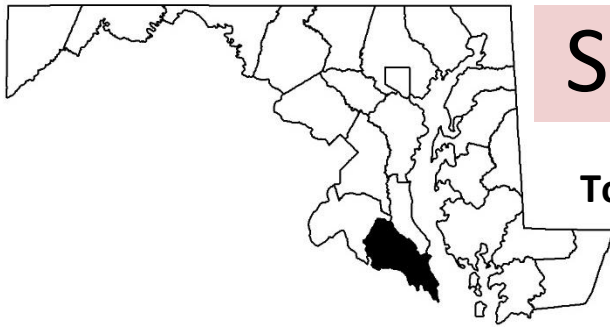
<b>CURRENT TOBACCO USE — Income and Education</b>				
<i>Estimated Prevalence (%)</i>	<b>2012*</b>	<b>2014</b>	<b>2016</b>	<b>2018</b>
<i>Confidence Interval (CI)</i>	<b>% CI N</b>	<b>% CI N</b>	<b>% CI N</b>	<b>% CI N</b>
<i>Estimated Number (N)</i>				
<b>Income</b>				
<b>&lt; \$50k</b>	<b>44.8</b> (27.2-62.4)	<b>BRFSS Data Not Available</b>	<b>30.0</b> (17.9-42.1)	<b>33.1</b> (21.2-45.0)
	<b>3,701</b>		<b>3,050</b>	<b>2,396</b>
<b>&gt; \$50k</b>	<b>8.6</b> (3.9-13.3)	<b>13.1</b> (5.9-20.2)	<b>16.2</b> (9.5-23.0)	<b>16.6</b> (10.4-22.7)
	<b>1,751</b>	<b>2,370</b>	<b>3,552</b>	<b>4,306</b>
<b>Education</b>				
<b>No High School/High School- GED</b>	<b>29.2</b> (13.5-45.0)	<b>BRFSS Data Not Available</b>	<b>22.1</b> (14.0-20.1)	<b>23.9</b> (14.3-33.4)
	<b>3,577</b>		<b>3,201</b>	<b>3,117</b>
<b>Some College/College Grad</b>	<b>BRFSS Data Not Available</b>	<b>16.4</b> (8.0-24.9)	<b>18.1</b> (11.0-25.1)	<b>17.5</b> (11.7-23.3)
		<b>3,523</b>	<b>4,331</b>	<b>4,652</b>
<b>HOUSEHOLDS WITH MINOR CHILDREN THAT HAVE RESIDENT ADULT SMOKERS</b>				
<i>Estimated Prevalence (%)</i>	<b>2012</b>	<b>2014</b>	<b>2016</b>	<b>2018</b>
<i>Confidence Interval (CI)</i>	<b>% CI N</b>	<b>% CI N</b>	<b>% CI N</b>	<b>% CI N</b>
<i>Estimated Number (N)</i>				
<b>Proportion with Adult Smokers</b>	<b>23.6</b> (10.1-37.2)	<b>19.1</b> (9.2-28.9)	<b>26.9</b> (15.7-28.1)	<b>29.0</b> (14.5-43.5)
	<b>3,477</b>	<b>2,007</b>	<b>3,412</b>	<b>3,651</b>
<b>CIGARETTE SMOKING AMONG THOSE RECEIVING MENTAL HEALTH AND/OR SUBSTANCE USE DISORDER SERVICES (CURRENT AS OF 4/2019)</b>				
Maryland Outcomes Measurement System Datamart (OMS)				
<i>Prevalence (%)</i>	<b>2014</b>	<b>2015</b>	<b>2016</b>	<b>2017</b>
<i>Number (N)</i>	<b>% N</b>	<b>% N</b>	<b>% N</b>	<b>% N</b>
<b>Mental Health Services</b>	<b>49.8</b> (264)	<b>48.2</b> (254)	<b>42.1</b> (228)	<b>40.8</b> (243)
<b>Substance Use Disorder Services</b>	<b>Not Available</b>	<b>72.0</b> (116)	<b>59.9</b> (85)	<b>62.2</b> (156)
<b>Both</b>	<b>Not Available</b>	<b>68.1</b> (32)	<b>55.2</b> (32)	<b>73.2</b> (60)
			<b>71.1</b> (69)	
<b>PERCENT AND NUMBER OF PREGNANT FEMALES SMOKING DURING PREGNANCY</b>				
Vital Statistics Administration				
<i>Prevalence (%)</i>	<b>2012</b>	<b>2014</b>	<b>2016</b>	<b>2018</b>
<i>Number (N)</i>	<b>% N</b>	<b>% N</b>	<b>% N</b>	<b>% N</b>
<b>Proportion of Pregnant Smokers</b>	<b>10.2</b> (45)	<b>11.5</b> (50)	<b>7.2</b> (36)	<b>6.7</b> (32)

When "BRFSS Data Not Available" is noted in the tables, this is due to a high uncertainty or an insufficient sample size.

\*Data on ESDs not collected during the survey year.

\*\*By CRF/Tobacco legislative statute, minority is defined as an individual of African American, Hispanic, Native American, or Asian descent plus all women (MD Health-General Article §13-1101).





# Saint Mary's County

## Tobacco/ESD Use by Adults: 2012-2018

Behavioral Risk Factor Surveillance System (BRFSS)

<b>CURRENT USE OF TOBACCO/ELECTRONIC SMOKING DEVICES (ESDs)</b>				
<i>Estimated Prevalence (%)</i>	<b>2012*</b>	<b>2014</b>	<b>2016</b>	<b>2018</b>
<i>Confidence Interval (CI)</i>	<b>% CI N</b>	<b>% CI N</b>	<b>% CI N</b>	<b>% CI N</b>
<i>Estimated Number (N)</i>				
<b>Any Tobacco</b>	<b>23.4</b>	<b>19.4</b>	<b>17.3</b>	<b>22.8</b>
<i>(Any tobacco includes cigarettes, cigars, smokeless tobacco, and other tobacco products, and ESDs)</i>	(14.7-32.0)	(10.9-27.9)	(13.0-21.6)	(17.6-28.0)
	<b>20,585</b>	<b>14,646</b>	<b>14,755</b>	<b>19,716</b>
<b>Cigarettes</b>	<b>20.3</b>	<b>14.8</b>	<b>15.4</b>	<b>17.4</b>
	(11.8-28.8)	(8.6-21.1)	(11.1-19.7)	(12.7-22.2)
	<b>17,800</b>	<b>10,953</b>	<b>12,350</b>	<b>14,663</b>
<b>Cigars</b>	BRFSS Data Not Available	BRFSS Data Not Available	BRFSS Data Not Available	BRFSS Data Not Available
<b>Smokeless Tobacco</b>	BRFSS Data Not Available	BRFSS Data Not Available	BRFSS Data Not Available	BRFSS Data Not Available
<b>ESDs</b>	No BRFSS Data Collected	BRFSS Data Not Available	BRFSS Data Not Available	BRFSS Data Not Available
		Available	Available	Available
<b>CURRENT TOBACCO USE — Gender and Race/Ethnicity</b>				
<i>Estimated Prevalence (%)</i>	<b>2012*</b>	<b>2014</b>	<b>2016</b>	<b>2018</b>
<i>Confidence Interval (CI)</i>	<b>% CI N</b>	<b>% CI N</b>	<b>% CI N</b>	<b>% CI N</b>
<i>Estimated Number (N)</i>				
<b>Female</b>	<b>18.5</b>	<b>7.7</b>	<b>18.0</b>	<b>18.4</b>
	(8.9-28.0)	(3.9-11.5)	(12.3-23.8)	(11.6-25.1)
	<b>8,671</b>	<b>2,700</b>	<b>7,764</b>	<b>8,008</b>
<b>Male</b>	<b>27.6</b>	<b>29.5</b>	<b>16.6</b>	<b>27.3</b>
	(13.5-41.6)	(15.3-43.7)	(10.2-23.0)	(19.4-35.1)
	<b>12,048</b>	<b>11,946</b>	<b>6,992</b>	<b>11,708</b>
<b>White</b>	<b>26.3</b>	<b>21.1</b>	<b>19.7</b>	<b>22.2</b>
	(16.4-36.2)	(11.3-30.9)	(14.6-24.8)	(16.6-27.8)
	<b>19,482</b>	<b>12,416</b>	<b>12,711</b>	<b>14,601</b>
<b>African American/Black</b>	BRFSS Data Not Available	BRFSS Data Not Available	BRFSS Data Not Available	BRFSS Data Not Available
	Available	Available	Available	Available
<b>Asian</b>	BRFSS Data Not Available	BRFSS Data Not Available	BRFSS Data Not Available	BRFSS Data Not Available
	Available	Available	Available	Available
<b>Hispanic/Latino</b>	BRFSS Data Not Available	BRFSS Data Not Available	BRFSS Data Not Available	BRFSS Data Not Available
	Available	Available	Available	Available
<b>American Indian/Alaskan Native</b>	BRFSS Data Not Available	BRFSS Data Not Available	BRFSS Data Not Available	BRFSS Data Not Available
	Available	Available	Available	Available
<b>**Minority Combined (Race &amp; Female)</b>	<b>17.1</b>	BRFSS Data Not Available	<b>16.7</b>	<b>18.9</b>
	(8.6-25.6)	Not Available	(11.5-21.9)	(12.6-25.1)
	<b>9,213</b>	Available	<b>8,674</b>	<b>10,059</b>

When "BRFSS Data Not Available" is noted in the tables, this is due to a high uncertainty or an insufficient sample size.

\*Data on ESDs not collected during the survey year.

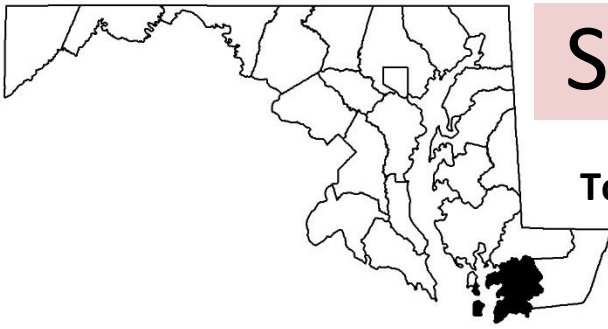
\*\*By CRF/Tobacco legislative statute, minority is defined as an individual of African American, Hispanic, Native American, or Asian descent plus all women (MD Health-General Article §13-1101).

<b>CURRENT TOBACCO USE — Income and Education</b>				
<i>Estimated Prevalence (%)</i>	<b>2012*</b>	<b>2014</b>	<b>2016</b>	<b>2018</b>
<i>Confidence Interval (CI)</i>	<b>% CI N</b>	<b>% CI N</b>	<b>% CI N</b>	<b>% CI N</b>
<i>Estimated Number (N)</i>				
<b>Income</b>				
<b>&lt; \$50k</b>	BRFSS Data Not Available	BRFSS Data Not Available	14.6 (7.3-21.9) 3,139	25.9 (15.3-36.5) 5,191
<b>&gt; \$50k</b>	23.3 (12.3-34.3) 12,218	BRFSS Data Not Available	18.7 (12.5-24.9) 8,819	19.9 (13.4-26.5) 10,879
<b>Education</b>				
<b>No High School/High School- GED</b>	24.3 (10.4-38.3) 10,747	28.3 (14.5-42.0) 7,615	21.4 (13.9-29.0) 8,072	22.1 (13.6-30.5) 7,919
<b>Some College/College Grad</b>	21.6 (11.8-31.3) 9,972	BRFSS Data Not Available	14.1 (9.3-19.0) 6,683	23.3 (16.8-29.8) 11,797
<b>HOUSEHOLDS WITH MINOR CHILDREN THAT HAVE RESIDENT ADULT SMOKERS</b>				
<i>Estimated Prevalence (%)</i>	<b>2012</b>	<b>2014</b>	<b>2016</b>	<b>2018</b>
<i>Confidence Interval (CI)</i>	<b>% CI N</b>	<b>% CI N</b>	<b>% CI N</b>	<b>% CI N</b>
<i>Estimated Number (N)</i>				
<b>Proportion with Adult Smokers</b>	41.2 (24.3-58.1) 13,392	31.2 (13.5-48.9) 7,683	27.4 (18.2-36.7) 8,353	24.7 (14.4-34.9) 7,015
<b>CIGARETTE SMOKING AMONG THOSE RECEIVING MENTAL HEALTH AND/OR SUBSTANCE USE DISORDER SERVICES (CURRENT AS OF 4/2019)</b>				
Maryland Outcomes Measurement System Datamart (OMS)				
<i>Prevalence (%)</i>	<b>2014</b>	<b>2015</b>	<b>2016</b>	<b>2017</b>
<i>Number (N)</i>	<b>% N</b>	<b>% N</b>	<b>% N</b>	<b>% N</b>
<b>Mental Health Services</b>	49.5 (546)	44.3 (550)	46.5 (570)	47.9 (524)
<b>Substance Use Disorder Services</b>	Not Available	77.0 (191)	68.6 (361)	78.9 (627)
<b>Both</b>	Not Available	72.3 (68)	74.8 (116)	80.0 (140)
				70.7 (128)
<b>PERCENT AND NUMBER OF PREGNANT FEMALES SMOKING DURING PREGNANCY</b>				
Vital Statistics Administration				
<i>Prevalence (%)</i>	<b>2012</b>	<b>2014</b>	<b>2016</b>	<b>2018</b>
<i>Number (N)</i>	<b>% N</b>	<b>% N</b>	<b>% N</b>	<b>% N</b>
<b>Proportion of Pregnant Smokers</b>	12.2 (169)	10.5 (155)	7.8 (111)	8.4 (111)

When "BRFSS Data Not Available" is noted in the tables, this is due to a high uncertainty or an insufficient sample size.

\*Data on ESDs not collected during the survey year.

\*\*By CRF/Tobacco legislative statute, minority is defined as an individual of African American, Hispanic, Native American, or Asian descent plus all women (MD Health-General Article §13-1101).



# Somerset County

## Tobacco/ESD Use by Adults: 2012-2018

Behavioral Risk Factor Surveillance System (BRFSS)

<b>CURRENT USE OF TOBACCO/ELECTRONIC SMOKING DEVICES (ESDs)</b>				
<i>Estimated Prevalence (%)</i>	<b>2012<sup>+</sup></b>	<b>2014</b>	<b>2016</b>	<b>2018</b>
<i>Confidence Interval (CI)</i>	<b>% CI N</b>	<b>% CI N</b>	<b>% CI N</b>	<b>% CI N</b>
<i>Estimated Number (N)</i>				
<b>Any Tobacco</b> <i>(Any tobacco includes cigarettes, cigars, smokeless tobacco, and other tobacco products, and ESDs)</i>	34.5 (16.0-53.0) 5,087	24.1 (12.5-35.7) 4,504	26.1 (14.6-37.5) 3,628	31.8 (16.9-46.7) 5,451
<b>Cigarettes</b>	34.8 (16.0-53.6) 5,050	19.8 (8.8-30.7) 3,636	22.9 (11.1-34.7) 2,978	25.3 (10.7-40.0) 4,182
<b>Cigars</b>	BRFSS Data Not Available	BRFSS Data Not Available	BRFSS Data Not Available	BRFSS Data Not Available
<b>Smokeless Tobacco</b>	BRFSS Data Not Available	BRFSS Data Not Available	BRFSS Data Not Available	BRFSS Data Not Available
<b>ESDs</b>	No BRFSS Data Collected	BRFSS Data Not Available	BRFSS Data Not Available	BRFSS Data Not Available

<b>CURRENT TOBACCO USE — Gender and Race/Ethnicity</b>				
<i>Estimated Prevalence (%)</i>	<b>2012<sup>+</sup></b>	<b>2014</b>	<b>2016</b>	<b>2018</b>
<i>Confidence Interval (CI)</i>	<b>% CI N</b>	<b>% CI N</b>	<b>% CI N</b>	<b>% CI N</b>
<i>Estimated Number (N)</i>				
<b>Female</b>	BRFSS Data Not Available	BRFSS Data Not Available	BRFSS Data Not Available	39.3 (20.6-58.1) 3,877
<b>Male</b>	26.5 (11.4-41.6) 1,159	36.4 (17.9-55.0) 3,829	47.7 (28.6-66.9) 3,047	BRFSS Data Not Available
<b>White</b>	40.9 (20.1-61.7) 4,738	27.2 (13.6-40.9) 3,782	BRFSS Data Not Available	BRFSS Data Not Available
<b>African American/Black</b>	BRFSS Data Not Available	BRFSS Data Not Available	44.5 (22.3-66.6) 1,922	BRFSS Data Not Available
<b>Asian</b>	BRFSS Data Not Available	BRFSS Data Not Available	BRFSS Data Not Available	BRFSS Data Not Available
<b>Hispanic/Latino</b>	BRFSS Data Not Available	BRFSS Data Not Available	BRFSS Data Not Available	BRFSS Data Not Available
<b>American Indian/Alaskan Native</b>	BRFSS Data Not Available	BRFSS Data Not Available	BRFSS Data Not Available	BRFSS Data Not Available
<b>**Minority Combined (Race &amp; Female)</b>	BRFSS Data Not Available	BRFSS Data Not Available	24.6 (11.9-37.3) 2,631	38.6 (20.7-56.5) 5,091

When "BRFSS Data Not Available" is noted in the tables, this is due to a high uncertainty or an insufficient sample size.

<sup>+</sup>Data on ESDs not collected during the survey year.

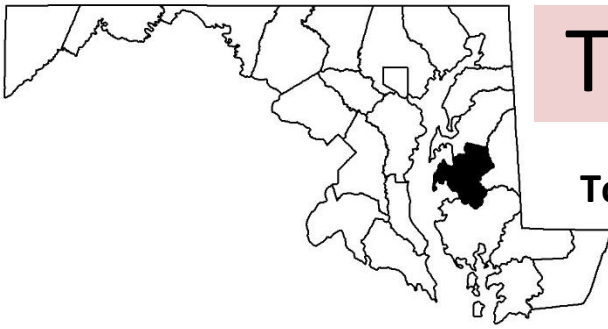
**\*\***By CRF/Tobacco legislative statute, minority is defined as an individual of African American, Hispanic, Native American, or Asian descent plus all women (MD Health-General Article §13-1101).

<b>CURRENT TOBACCO USE — Income and Education</b>					
<i>Estimated Prevalence (%)</i>	<b>2012*</b>	<b>2014</b>	<b>2016</b>	<b>2018</b>	
<i>Confidence Interval (CI)</i>	<b>% CI N</b>	<b>% CI N</b>	<b>% CI N</b>	<b>% CI N</b>	
<i>Estimated Number (N)</i>					
<b>Income</b>					
<b>&lt; \$50k</b>	BRFSS Data Not Available	BRFSS Data Not Available	35.1 (17.0-53.1) 2,360	43.6 (23.2-64.0) 3,403	
<b>&gt; \$50k</b>	BRFSS Data Not Available	BRFSS Data Not Available	BRFSS Data Not Available	BRFSS Data Not Available	
<b>Education</b>					
<b>No High School/High School- GED</b>	33.7 (14.6-52.9) 2,784	BRFSS Data Not Available	36.9 (20.1-53.7) 3,140	39.3 (19.4-59.1) 4,533	
<b>Some College/College Grad</b>	BRFSS Data Not Available	BRFSS Data Not Available	BRFSS Data Not Available	BRFSS Data Not Available	
<b>HOUSEHOLDS WITH MINOR CHILDREN THAT HAVE RESIDENT ADULT SMOKERS</b>					
<i>Estimated Prevalence (%)</i>	<b>2012</b>	<b>2014</b>	<b>2016</b>	<b>2018</b>	
<i>Confidence Interval (CI)</i>	<b>% CI N</b>	<b>% CI N</b>	<b>% CI N</b>	<b>% CI N</b>	
<i>Estimated Number (N)</i>					
<b>Proportion with Adult Smokers</b>	BRFSS Data Not Available	BRFSS Data Not Available	BRFSS Data Not Available	BRFSS Data Not Available	
<b>CIGARETTE SMOKING AMONG THOSE RECEIVING MENTAL HEALTH AND/OR SUBSTANCE USE DISORDER SERVICES (CURRENT AS OF 4/2019)</b>					
Maryland Outcomes Measurement System Datamart (OMS)					
<i>Prevalence (%)</i>	<b>2014</b>	<b>2015</b>	<b>2016</b>	<b>2017</b>	<b>2018</b>
<i>Number (N)</i>	<b>% N</b>	<b>% N</b>	<b>% N</b>	<b>% N</b>	<b>% N</b>
<b>Mental Health Services</b>	38.6 (186)	35.2 (174)	42.1 (241)	39.3 (220)	38.0 (219)
<b>Substance Use Disorder Services</b>	Not Available	73.3 (132)	73.5 (161)	63.3 (167)	64.7 (152)
<b>Both</b>	Not Available	60.9 (28)	70.1 (47)	66.1 (41)	70.0 (42)
<b>PERCENT AND NUMBER OF PREGNANT FEMALES SMOKING DURING PREGNANCY</b>					
Vital Statistics Administration					
<i>Prevalence (%)</i>	<b>2012</b>	<b>2014</b>	<b>2016</b>	<b>2018</b>	
<i>Number (N)</i>	<b>% N</b>	<b>% N</b>	<b>% N</b>	<b>% N</b>	
<b>Proportion of Pregnant Smokers</b>	13.3 (35)	15.9 (38)	14.7 (39)	14.8 (32)	

When "BRFSS Data Not Available" is noted in the tables, this is due to a high uncertainty or an insufficient sample size.

\*Data on ESDs not collected during the survey year.

\*\*By CRF/Tobacco legislative statute, minority is defined as an individual of African American, Hispanic, Native American, or Asian descent plus all women (MD Health-General Article §13-1101).



# Talbot County

## Tobacco/ESD Use by Adults: 2012-2018

Behavioral Risk Factor Surveillance System (BRFSS)

<b>CURRENT USE OF TOBACCO/ELECTRONIC SMOKING DEVICES (ESDs)</b>				
<i>Estimated Prevalence (%)</i>	<b>2012*</b>	<b>2014</b>	<b>2016</b>	<b>2018</b>
<i>Confidence Interval (CI)</i>	<b>% CI N</b>	<b>% CI N</b>	<b>% CI N</b>	<b>% CI N</b>
<i>Estimated Number (N)</i>				
<b>Any Tobacco</b> <i>(Any tobacco includes cigarettes, cigars, smokeless tobacco, and other tobacco products, and ESDs)</i>	<b>21.5</b> (7.8-35.2) <b>6,776</b>	<b>19.5</b> (12.7-26.3) <b>6,161</b>	<b>15.7</b> (11.0-20.4) <b>4,776</b>	<b>21.1</b> (14.4-27.8) <b>6,384</b>
<b>Cigarettes</b>	BRFSS Data Not Available	<b>17.1</b> (10.3-23.8) <b>5,185</b>	<b>13.6</b> (9.0-18.2) <b>3,988</b>	<b>15.1</b> (9.4-20.8) <b>4,300</b>
<b>Cigars</b>	BRFSS Data Not Available	BRFSS Data Not Available	BRFSS Data Not Available	BRFSS Data Not Available
<b>Smokeless Tobacco</b>	BRFSS Data Not Available	BRFSS Data Not Available	BRFSS Data Not Available	BRFSS Data Not Available
<b>ESDs</b>	No BRFSS Data Collected	BRFSS Data Not Available	BRFSS Data Not Available	BRFSS Data Not Available

<b>CURRENT TOBACCO USE — Gender and Race/Ethnicity</b>				
<i>Estimated Prevalence (%)</i>	<b>2012*</b>	<b>2014</b>	<b>2016</b>	<b>2018</b>
<i>Confidence Interval (CI)</i>	<b>% CI N</b>	<b>% CI N</b>	<b>% CI N</b>	<b>% CI N</b>
<i>Estimated Number (N)</i>				
<b>Female</b>	BRFSS Data Not Available	<b>16.5</b> (8.3-24.7) <b>2,909</b>	<b>11.1</b> (6.1-16.2) <b>1,807</b>	<b>16.2</b> (10.3-22.1) <b>2,617</b>
<b>Male</b>	BRFSS Data Not Available	<b>23.3</b> (12.0-34.6) <b>3,252</b>	<b>20.9</b> (12.8-29.0) <b>2,969</b>	<b>27.0</b> (14.7-39.2) <b>3,767</b>
<b>White</b>	BRFSS Data Not Available	<b>18.5</b> (11.6-25.5) <b>4,584</b>	<b>15.7</b> (10.3-21.0) <b>3,744</b>	<b>20.4</b> (13.6-27.3) <b>4,898</b>
<b>African American/Black</b>	BRFSS Data Not Available	BRFSS Data Not Available	BRFSS Data Not Available	BRFSS Data Not Available
<b>Asian</b>	BRFSS Data Not Available	BRFSS Data Not Available	BRFSS Data Not Available	BRFSS Data Not Available
<b>Hispanic/Latino</b>	BRFSS Data Not Available	BRFSS Data Not Available	BRFSS Data Not Available	BRFSS Data Not Available
<b>American Indian/Alaskan Native</b>	BRFSS Data Not Available	BRFSS Data Not Available	BRFSS Data Not Available	BRFSS Data Not Available
<b>**Minority Combined (Race &amp; Female)</b>	BRFSS Data Not Available	<b>20.1</b> (11.2-29.0) <b>4,173</b>	<b>12.1</b> (7.3-16.9) <b>2,353</b>	<b>19.1</b> (11.2-27.0) <b>3,591</b>

When "BRFSS Data Not Available" is noted in the tables, this is due to a high uncertainty or an insufficient sample size.

\*Data on ESDs not collected during the survey year.

\*\*By CRF/Tobacco legislative statute, minority is defined as an individual of African American, Hispanic, Native American, or Asian descent plus all women (MD Health-General Article §13-1101).

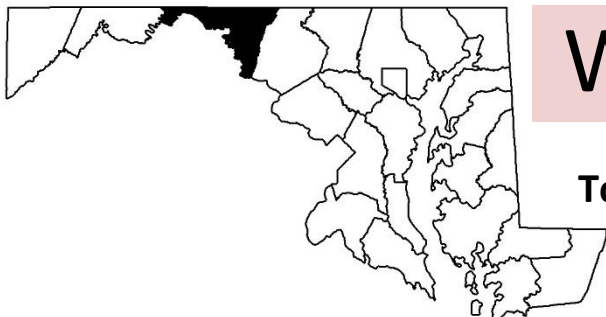
<b>CURRENT TOBACCO USE — Income and Education</b>				
<i>Estimated Prevalence (%)</i>	<b>2012*</b>	<b>2014</b>	<b>2016</b>	<b>2018</b>
<i>Confidence Interval (CI)</i>	<b>% CI N</b>	<b>% CI N</b>	<b>% CI N</b>	<b>% CI N</b>
<i>Estimated Number (N)</i>				
<b>Income</b>				
<b>&lt; \$50k</b>	BRFSS Data	<b>30.7</b>	<b>18.9</b>	<b>26.8</b>
	Not Available	(17.0-44.3)	(10.7-27.1)	(13.0-40.6)
	Available	<b>3,459</b>	<b>2,161</b>	<b>2,388</b>
<b>&gt; \$50k</b>	BRFSS Data	<b>15.6</b>	<b>10.2</b>	<b>18.0</b>
	Not Available	(6.6-24.5)	(5.1-15.2)	(8.3-27.7)
	Available	<b>2,401</b>	<b>1,295</b>	<b>2,677</b>
<b>Education</b>				
<b>No High School/High School- GED</b>	BRFSS Data	<b>30.4</b>	<b>24.5</b>	<b>29.7</b>
	Not Available	(16.6-44.1)	(15.4-33.6)	(16.7-42.6)
	Available	<b>3,769</b>	<b>3,202</b>	<b>3,859</b>
<b>Some College/College Grad</b>	BRFSS Data	<b>12.5</b>	<b>9.1</b>	<b>14.9</b>
	Not Available	(6.4-18.6)	(5.1-13.1)	(9.3-20.6)
	Available	<b>2,392</b>	<b>1,574</b>	<b>2,524</b>
<b>HOUSEHOLDS WITH MINOR CHILDREN THAT HAVE RESIDENT ADULT SMOKERS</b>				
<i>Estimated Prevalence (%)</i>	<b>2012</b>	<b>2014</b>	<b>2016</b>	<b>2018</b>
<i>Confidence Interval (CI)</i>	<b>% CI N</b>	<b>% CI N</b>	<b>% CI N</b>	<b>% CI N</b>
<i>Estimated Number (N)</i>				
<b>Proportion with Adult Smokers</b>	BRFSS Data	<b>41.2</b>	BRFSS Data	<b>28.6</b>
	Not Available	(24.4-58.1)	Not Available	(15.7-41.4)
	Available	<b>4,437</b>	Available	<b>1,976</b>
<b>CIGARETTE SMOKING AMONG THOSE RECEIVING MENTAL HEALTH AND/OR SUBSTANCE USE DISORDER SERVICES (CURRENT AS OF 4/2019)</b>				
Maryland Outcomes Measurement System Datamart (OMS)				
<i>Prevalence (%)</i>	<b>2014</b>	<b>2015</b>	<b>2016</b>	<b>2017</b>
<i>Number (N)</i>	<b>% N</b>	<b>% N</b>	<b>% N</b>	<b>% N</b>
<b>Mental Health Services</b>	<b>40.9</b>	<b>37.3</b>	<b>37.5</b>	<b>37.5</b>
	(206)	(188)	(205)	(197)
<b>Substance Use Disorder Services</b>	<b>Not Available</b>	<b>67.0</b>	<b>60.9</b>	<b>58.9</b>
		(77)	(98)	(146)
<b>Both</b>	<b>Not Available</b>	<b>80.6</b>	<b>53.4</b>	<b>66.2</b>
		(29)	(31)	(45)
		(54)		
<b>PERCENT AND NUMBER OF PREGNANT FEMALES SMOKING DURING PREGNANCY</b>				
Vital Statistics Administration				
<i>Prevalence (%)</i>	<b>2012</b>	<b>2014</b>	<b>2016</b>	<b>2018</b>
<i>Number (N)</i>	<b>% N</b>	<b>% N</b>	<b>% N</b>	<b>% N</b>
<b>Proportion of Pregnant Smokers</b>	<b>11.8</b>	<b>7.5</b>	<b>8.5</b>	<b>7.2</b>
	(38)	(25)	(28)	(23)

When "BRFSS Data Not Available" is noted in the tables, this is due to a high uncertainty or an insufficient sample size.

\*Data on ESDs not collected during the survey year.

\*\*By CRF/Tobacco legislative statute, minority is defined as an individual of African American, Hispanic, Native American, or Asian descent plus all women (MD Health-General Article §13-1101).





# Washington County

## Tobacco/ESD Use by Adults: 2012-2018

Behavioral Risk Factor Surveillance System (BRFSS)

<b>CURRENT USE OF TOBACCO/ELECTRONIC SMOKING DEVICES (ESDs)</b>				
<i>Estimated Prevalence (%)</i>	<b>2012<sup>+</sup></b>	<b>2014</b>	<b>2016</b>	<b>2018</b>
<i>Confidence Interval (CI)</i>	<b>% CI N</b>	<b>% CI N</b>	<b>% CI N</b>	<b>% CI N</b>
<i>Estimated Number (N)</i>				
<b>Any Tobacco</b> <i>(Any tobacco includes cigarettes, cigars, smokeless tobacco, and other tobacco products, and ESDs)</i>	20.8 (14.0-27.6) 21,800	25.1 (17.3-32.9) 29,512	22.8 (18.3-27.3) 26,674	26.5 (21.3-31.7) 31,394
<b>Cigarettes</b>	18.0 (11.3-24.7) 18,809	21.5 (14.0-29.1) 24,533	18.3 (14.2-22.4) 20,347	19.3 (15.0-23.6) 22,388
<b>Cigars</b>	BRFSS Data Not Available	BRFSS Data Not Available	BRFSS Data Not Available	BRFSS Data Not Available
<b>Smokeless Tobacco</b>	BRFSS Data Not Available	BRFSS Data Not Available	BRFSS Data Not Available	BRFSS Data Not Available
<b>ESDs</b>	No BRFSS Data Collected	BRFSS Data Not Available	4.2 (2.0-6.5) 4,647	5.2 (2.6-7.7) 5,838
<b>CURRENT TOBACCO USE — Gender and Race/Ethnicity</b>				
<i>Estimated Prevalence (%)</i>	<b>2012<sup>+</sup></b>	<b>2014</b>	<b>2016</b>	<b>2018</b>
<i>Confidence Interval (CI)</i>	<b>% CI N</b>	<b>% CI N</b>	<b>% CI N</b>	<b>% CI N</b>
<i>Estimated Number (N)</i>				
<b>Female</b>	16.3 (11.0-21.6) 9,526	20.0 (10.2-29.7) 11,460	20.8 (15.4-26.3) 11,989	24.2 (18.5-29.9) 14,137
<b>Male</b>	27.1 (14.6-39.7) 13,386	30.1 (18.0-42.1) 18,052	24.7 (17.6-31.8) 14,685	28.8 (20.2-37.3) 17,257
<b>White</b>	18.5 (12.8-24.2) 17,444	25.9 (17.4-34.4) 24,446	23.6 (18.6-28.7) 22,333	25.0 (19.5-30.5) 23,954
<b>African American/Black</b>	BRFSS Data Not Available	BRFSS Data Not Available	BRFSS Data Not Available	BRFSS Data Not Available
<b>Asian</b>	BRFSS Data Not Available	BRFSS Data Not Available	BRFSS Data Not Available	BRFSS Data Not Available
<b>Hispanic/Latino</b>	BRFSS Data Not Available	BRFSS Data Not Available	BRFSS Data Not Available	BRFSS Data Not Available
<b>American Indian/Alaskan Native</b>	BRFSS Data Not Available	BRFSS Data Not Available	BRFSS Data Not Available	BRFSS Data Not Available
<b>**Minority Combined (Race &amp; Female)</b>	20.8 (12.3-29.4) 13,617	22.4 (12.6-32.1) 16,117	20.4 (15.2-25.5) 13,658	26.9 (20.9-32.9) 18,500

When "BRFSS Data Not Available" is noted in the tables, this is due to a high uncertainty or an insufficient sample size.

<sup>+</sup>Data on ESDs not collected during the survey year.

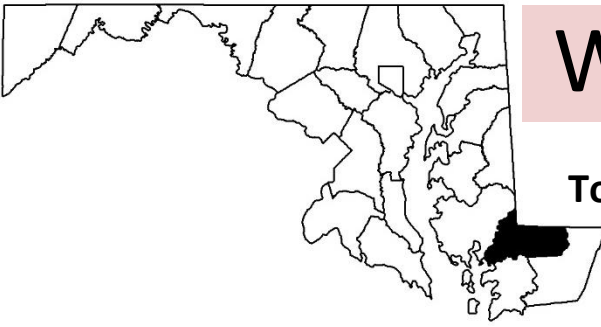
**\*\***By CRF/Tobacco legislative statute, minority is defined as an individual of African American, Hispanic, Native American, or Asian descent plus all women (MD Health-General Article §13-1101).

<b>CURRENT TOBACCO USE — Income and Education</b>					
<i>Estimated Prevalence (%)</i>		<b>2012*</b>	<b>2014</b>	<b>2016</b>	<b>2018</b>
<i>Confidence Interval (CI)</i>		<b>% CI N</b>	<b>% CI N</b>	<b>% CI N</b>	<b>% CI N</b>
<i>Estimated Number (N)</i>					
<b>Income</b>					
<b>&lt; \$50k</b>		<b>33.2</b> (19.9-46.4)	<b>28.9</b> (17.6-40.3)	<b>31.8</b> (24.1-39.6)	<b>29.5</b> (22.0-37.0)
		<b>14,921</b>	<b>18,798</b>	<b>14,930</b>	<b>12,338</b>
<b>&gt; \$50k</b>		<b>10.1</b> (5.1-15.1)	<b>23.4</b> (10.8-36.0)	<b>17.2</b> (10.7-23.7)	<b>22.6</b> (15.3-30.0)
		<b>4,989</b>	<b>8,772</b>	<b>8,456</b>	<b>12,674</b>
<b>Education</b>					
<b>No High School/High School- GED</b>		<b>27.1</b> (16.7-37.6)	<b>34.6</b> (22.5-46.7)	<b>29.4</b> (22.4-36.3)	<b>33.7</b> (25.6-41.9)
		<b>16,748</b>	<b>20,625</b>	<b>18,598</b>	<b>20,921</b>
<b>Some College/College Grad</b>		<b>12.4</b> (6.9-17.8)	<b>15.4</b> (6.8-24.0)	<b>15.1</b> (9.9-20.3)	<b>18.6</b> (12.8-24.5)
		<b>5,607</b>	<b>8,887</b>	<b>8,076</b>	<b>10,473</b>
<b>HOUSEHOLDS WITH MINOR CHILDREN THAT HAVE RESIDENT ADULT SMOKERS</b>					
<i>Estimated Prevalence (%)</i>		<b>2012</b>	<b>2014</b>	<b>2016</b>	<b>2018</b>
<i>Confidence Interval (CI)</i>		<b>% CI N</b>	<b>% CI N</b>	<b>% CI N</b>	<b>% CI N</b>
<i>Estimated Number (N)</i>					
<b>Proportion with Adult Smokers</b>		<b>30.0</b> (16.7-43.3)	<b>44.0</b> (28.5-59.5)	<b>34.8</b> (25.9-43.7)	<b>34.9</b> (24.6-45.2)
		<b>12,818</b>	<b>16,240</b>	<b>14,099</b>	<b>13,865</b>
<b>CIGARETTE SMOKING AMONG THOSE RECEIVING MENTAL HEALTH AND/OR SUBSTANCE USE DISORDER SERVICES (CURRENT AS OF 4/2019)</b>					
Maryland Outcomes Measurement System Datamart (OMS)					
<i>Prevalence (%)</i>		<b>2014</b>	<b>2015</b>	<b>2016</b>	<b>2017</b>
<i>Number (N)</i>		<b>% N</b>	<b>% N</b>	<b>% N</b>	<b>% N</b>
<b>Mental Health Services</b>	<b>53.4</b> (1,394)	<b>51.3</b> (1,627)	<b>51.2</b> (1,696)	<b>50.8</b> (1,759)	<b>45.0</b> (1,631)
<b>Substance Use Disorder Services</b>	<b>Not Available</b>	<b>73.9</b> (441)	<b>74.7</b> (892)	<b>75.7</b> (1,752)	<b>70.1</b> (1,649)
<b>Both</b>	<b>Not Available</b>	<b>74.2</b> (181)	<b>70.2</b> (250)	<b>77.4</b> (432)	<b>68.0</b> (382)
<b>PERCENT AND NUMBER OF PREGNANT FEMALES SMOKING DURING PREGNANCY</b>					
Vital Statistics Administration					
<i>Prevalence (%)</i>		<b>2012</b>	<b>2014</b>	<b>2016</b>	<b>2018</b>
<i>Number (N)</i>		<b>% N</b>	<b>% N</b>	<b>% N</b>	<b>% N</b>
<b>Proportion of Pregnant Smokers</b>		<b>21.3</b> (376)	<b>20.0</b> (361)	<b>17.4</b> (294)	<b>14.6</b> (246)

When "BRFSS Data Not Available" is noted in the tables, this is due to a high uncertainty or an insufficient sample size.

\*Data on ESDs not collected during the survey year.

\*\*By CRF/Tobacco legislative statute, minority is defined as an individual of African American, Hispanic, Native American, or Asian descent plus all women (MD Health-General Article §13-1101).



# Wicomico County

## Tobacco/ESD Use by Adults: 2012-2018

Behavioral Risk Factor Surveillance System (BRFSS)

<b>CURRENT USE OF TOBACCO/ELECTRONIC SMOKING DEVICES (ESDs)</b>				
<i>Estimated Prevalence (%)</i>	<b>2012<sup>+</sup></b>	<b>2014</b>	<b>2016</b>	<b>2018</b>
<i>Confidence Interval (CI)</i>	<b>% CI N</b>	<b>% CI N</b>	<b>% CI N</b>	<b>% CI N</b>
<i>Estimated Number (N)</i>				
<b>Any Tobacco</b> <i>(Any tobacco includes cigarettes, cigars, smokeless tobacco, and other tobacco products, and ESDs)</i>	<b>26.4</b> (5.5-37.3) <b>17,134</b>	<b>30.8</b> (20.5-41.1) <b>27,058</b>	<b>23.1</b> (17.6-28.6) <b>18,576</b>	<b>22.4</b> (17.0-27.7) <b>18,063</b>
<b>Cigarettes</b>	<b>20.3</b> (11.7-29.0) <b>13,166</b>	<b>22.7</b> (14.2-31.2) <b>18,729</b>	<b>17.1</b> (11.9-22.3) <b>13,008</b>	<b>17.1</b> (12.4-21.9) <b>12,888</b>
<b>Cigars</b>	BRFSS Data Not Available	BRFSS Data Not Available	BRFSS Data Not Available	BRFSS Data Not Available
<b>Smokeless Tobacco</b>	BRFSS Data Not Available	BRFSS Data Not Available	BRFSS Data Not Available	BRFSS Data Not Available
<b>ESDs</b>	No BRFSS Data Collected	BRFSS Data Not Available	BRFSS Data Not Available	BRFSS Data Not Available

<b>CURRENT TOBACCO USE — Gender and Race/Ethnicity</b>				
<i>Estimated Prevalence (%)</i>	<b>2012<sup>+</sup></b>	<b>2014</b>	<b>2016</b>	<b>2018</b>
<i>Confidence Interval (CI)</i>	<b>% CI N</b>	<b>% CI N</b>	<b>% CI N</b>	<b>% CI N</b>
<i>Estimated Number (N)</i>				
<b>Female</b>	<b>19.8</b> (12.5-27.1) <b>5,843</b>	BRFSS Data Not Available	<b>15.0</b> (9.1-20.9) <b>6,392</b>	<b>15.6</b> (9.9-21.3) <b>6,671</b>
<b>Male</b>	<b>32.9</b> (15.4-50.5) <b>12,196</b>	<b>39.9</b> (26.0-53.8) <b>17,236</b>	<b>32.2</b> (23.2-41.2) <b>12,184</b>	<b>30.0</b> (20.8-39.3) <b>11,276</b>
<b>White</b>	<b>21.5</b> (14.1-29.0) <b>8,793</b>	<b>33.7</b> (20.5-46.9) <b>16,698</b>	<b>23.0</b> (16.3-29.7) <b>12,268</b>	<b>22.6</b> (15.8-29.3) <b>11,574</b>
<b>African American/Black</b>	BRFSS Data Not Available	BRFSS Data Not Available	<b>26.3</b> (14.0-38.7) <b>4,674</b>	<b>22.8</b> (11.4-34.2) <b>4,643</b>
<b>Asian</b>	BRFSS Data Not Available	BRFSS Data Not Available	BRFSS Data Not Available	BRFSS Data Not Available
<b>Hispanic/Latino</b>	BRFSS Data Not Available	BRFSS Data Not Available	BRFSS Data Not Available	BRFSS Data Not Available
<b>American Indian/Alaskan Native</b>	BRFSS Data Not Available	BRFSS Data Not Available	BRFSS Data Not Available	BRFSS Data Not Available
<b>**Minority Combined (Race &amp; Female)</b>	<b>31.2</b> (16.9-45.6) <b>13,706</b>	<b>27.6</b> (14.7-40.5) <b>17,672</b>	<b>17.5</b> (11.8-23.2) <b>9,569</b>	<b>17.8</b> (12.3-23.3) <b>9,950</b>

When "BRFSS Data Not Available" is noted in the tables, this is due to a high uncertainty or an insufficient sample size.

<sup>+</sup>Data on ESDs not collected during the survey year.

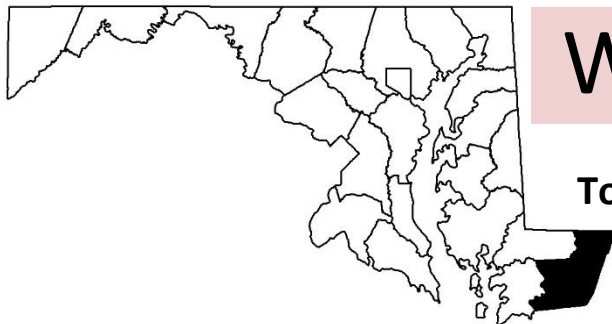
**\*\*By CRF/Tobacco legislative statute, minority is defined as an individual of African American, Hispanic, Native American, or Asian descent plus all women (MD Health-General Article §13-1101).**

<b>CURRENT TOBACCO USE — Income and Education</b>					
<i>Estimated Prevalence (%)</i>	<b>2012*</b>	<b>2014</b>	<b>2016</b>	<b>2018</b>	
<i>Confidence Interval (CI)</i>	<b>% CI N</b>	<b>% CI N</b>	<b>% CI N</b>	<b>% CI N</b>	
<i>Estimated Number (N)</i>					
<b>Income</b>					
<b>&lt; \$50k</b>	<b>30.9</b> (15.5-46.4)	<b>31.6</b> (15.8-47.4)	<b>25.9</b> (17.0-34.9)	<b>25.9</b> (17.7-34.0)	
	<b>9,259</b>	<b>15,629</b>	<b>9,307</b>	<b>9,528</b>	
<b>&gt; \$50k</b>	<b>BRFSS Data</b>	<b>28.3</b>	<b>19.1</b>	<b>23.4</b>	
	<b>Not Available</b>	(15.8-40.8)	(11.4-26.7)	(13.3-33.5)	
		<b>7,462</b>	<b>5,333</b>	<b>5,903</b>	
<b>Education</b>					
<b>No High School/High School- GED</b>	<b>25.0</b> (15.2-34.9)	<b>37.6</b> (21.6-53.6)	<b>26.6</b> (17.8-35.4)	<b>23.2</b> (15.1-31.3)	
	<b>8,175</b>	<b>19,415</b>	<b>10,582</b>	<b>8,672</b>	
<b>Some College/College Grad</b>	<b>BRFSS Data</b>	<b>21.1</b>	<b>19.8</b>	<b>21.8</b>	
	<b>Not Available</b>	(11.9-30.3)	(13.2-26.3)	(14.6-29.0)	
		<b>7,643</b>	<b>7,994</b>	<b>9,391</b>	
<b>HOUSEHOLDS WITH MINOR CHILDREN THAT HAVE RESIDENT ADULT SMOKERS</b>					
<i>Estimated Prevalence (%)</i>	<b>2012</b>	<b>2014</b>	<b>2016</b>	<b>2018</b>	
<i>Confidence Interval (CI)</i>	<b>% CI N</b>	<b>% CI N</b>	<b>% CI N</b>	<b>% CI N</b>	
<i>Estimated Number (N)</i>					
<b>Proportion with Adult Smokers</b>	<b>27.6</b> (13.9-41.4)	<b>42.8</b> (21.6-64.0)	<b>26.5</b> (15.1-37.8)	<b>40.0</b> (26.0-54.0)	
	<b>5,681</b>	<b>12,914</b>	<b>6,926</b>	<b>8,131</b>	
<b>CIGARETTE SMOKING AMONG THOSE RECEIVING MENTAL HEALTH AND/OR SUBSTANCE USE DISORDER SERVICES (CURRENT AS OF 4/2019)</b>					
Maryland Outcomes Measurement System Datamart (OMS)					
<i>Prevalence (%)</i>	<b>2014</b>	<b>2015</b>	<b>2016</b>	<b>2017</b>	<b>2018</b>
<i>Number (N)</i>	<b>% N</b>	<b>% N</b>	<b>% N</b>	<b>% N</b>	<b>% N</b>
<b>Mental Health Services</b>	<b>49.0</b> (908)	<b>46.6</b> (924)	<b>44.9</b> (947)	<b>42.1</b> (910)	<b>40.2</b> (846)
<b>Substance Use Disorder Services</b>	<b>Not Available</b>	<b>70.4</b> (564)	<b>69.2</b> (566)	<b>58.3</b> (693)	<b>62.8</b> (789)
<b>Both</b>	<b>Not Available</b>	<b>74.5</b> (196)	<b>75.1</b> (211)	<b>64.8</b> (228)	<b>69.0</b> (236)
<b>PERCENT AND NUMBER OF PREGNANT FEMALES SMOKING DURING PREGNANCY</b>					
Vital Statistics Administration					
<i>Prevalence (%)</i>	<b>2012</b>	<b>2014</b>	<b>2016</b>	<b>2018</b>	
<i>Number (N)</i>	<b>% N</b>	<b>% N</b>	<b>% N</b>	<b>% N</b>	<b>% N</b>
<b>Proportion of Pregnant Smokers</b>	<b>13.7</b> (166)	<b>13.6</b> (165)	<b>11.0</b> (136)	<b>11.2</b> (140)	

When "BRFSS Data Not Available" is noted in the tables, this is due to a high uncertainty or an insufficient sample size.

\*Data on ESDs not collected during the survey year.

\*\*By CRF/Tobacco legislative statute, minority is defined as an individual of African American, Hispanic, Native American, or Asian descent plus all women (MD Health-General Article §13-1101).



# Worcester County

## Tobacco/ESD Use by Adults: 2012-2018

Behavioral Risk Factor Surveillance System (BRFSS)

<b>CURRENT USE OF TOBACCO/ELECTRONIC SMOKING DEVICES (ESDs)</b>				
<i>Estimated Prevalence (%)</i>	<b>2012*</b>	<b>2014</b>	<b>2016</b>	<b>2018</b>
<i>Confidence Interval (CI)</i>	<b>% CI N</b>	<b>% CI N</b>	<b>% CI N</b>	<b>% CI N</b>
<i>Estimated Number (N)</i>				
<b>Any Tobacco</b> <i>(Any tobacco includes cigarettes, cigars, smokeless tobacco, and other tobacco products, and ESDs)</i>	8.6 (3.1-14.0) 3,169	27.5 (15.5-39.5) 11,992	25.2 (17.5-32.9) 11,268	20.8 (13.1-28.6) 8,072
<b>Cigarettes</b>	BRFSS Data Not Available	19.6 (10.3-28.9) 8,330	20.9 (13.5-28.2) 8,749	14.3 (7.9-20.6) 5,448
<b>Cigars</b>	BRFSS Data Not Available	BRFSS Data Not Available	BRFSS Data Not Available	BRFSS Data Not Available
<b>Smokeless Tobacco</b>	BRFSS Data Not Available	BRFSS Data Not Available	BRFSS Data Not Available	BRFSS Data Not Available
<b>ESDs</b>	No BRFSS Data Collected	BRFSS Data Not Available	BRFSS Data Not Available	BRFSS Data Not Available
		Available	Available	Available
<b>CURRENT TOBACCO USE — Gender and Race/Ethnicity</b>				
<i>Estimated Prevalence (%)</i>	<b>2012*</b>	<b>2014</b>	<b>2016</b>	<b>2018</b>
<i>Confidence Interval (CI)</i>	<b>% CI N</b>	<b>% CI N</b>	<b>% CI N</b>	<b>% CI N</b>
<i>Estimated Number (N)</i>				
<b>Female</b>	BRFSS Data Not Available	BRFSS Data Not Available	23.0 (13.3-32.7) 4,726	BRFSS Data Not Available
<b>Male</b>	BRFSS Data Not Available	BRFSS Data Not Available	27.1 (15.4-38.7) 6,542	24.0 (13.0-35.1) 4,424
<b>White</b>	7.2 (3.3-11.1) 1,951	26.2 (12.8-39.5) 9,604	26.3 (17.5-35.2) 9,264	20.1 (11.7-28.5) 6,158
<b>African American/Black</b>	BRFSS Data Not Available	BRFSS Data Not Available	BRFSS Data Not Available	BRFSS Data Not Available
<b>Asian</b>	BRFSS Data Not Available	BRFSS Data Not Available	BRFSS Data Not Available	BRFSS Data Not Available
<b>Hispanic/Latino</b>	BRFSS Data Not Available	BRFSS Data Not Available	BRFSS Data Not Available	BRFSS Data Not Available
<b>American Indian/Alaskan Native</b>	BRFSS Data Not Available	BRFSS Data Not Available	BRFSS Data Not Available	BRFSS Data Not Available
<b>**Minority Combined (Race &amp; Female)</b>	BRFSS Data Not Available	30.1 (14.2-46.1) 7,243	22.2 (13.3-31.1) 5,778	20.6 (9.8-31.5) 4,934

When "BRFSS Data Not Available" is noted in the tables, this is due to a high uncertainty or an insufficient sample size.

\*Data on ESDs not collected during the survey year.

\*\*By CRF/Tobacco legislative statute, minority is defined as an individual of African American, Hispanic, Native American, or Asian descent plus all women (MD Health-General Article §13-1101).

