



# Maryland Weekly Influenza Surveillance Activity Report

A summary of influenza surveillance indicators reported to Maryland Department of Health (MDH) for the week ending February 1, 2020

Prepared by the Division of Infectious Disease Surveillance  
Prevention and Health Promotion Administration  
Maryland Department of Health

The data presented in this document are provisional and subject to change as additional reports are received.  
Percentages may not total 100 due to rounding.

## SUMMARY

During the week ending February 1, 2020 influenza-like illness (ILI) activity in Maryland was **HIGH** and there was **WIDESPREAD** geographic activity. The percentage of outpatient visits for ILI reported by Sentinel Providers increased to 7.3%. The percentage of outpatient visits for ILI reported by Maryland Emergency Departments increased from 9.8% to 11.0%. The percentage of specimens testing positive from clinical laboratories increased slightly. MDH Laboratories Administration reported a decrease in percent positive specimens for influenza. MDH investigated fourteen respiratory outbreaks, all of which were for influenza. There were 261 influenza-associated hospitalizations.

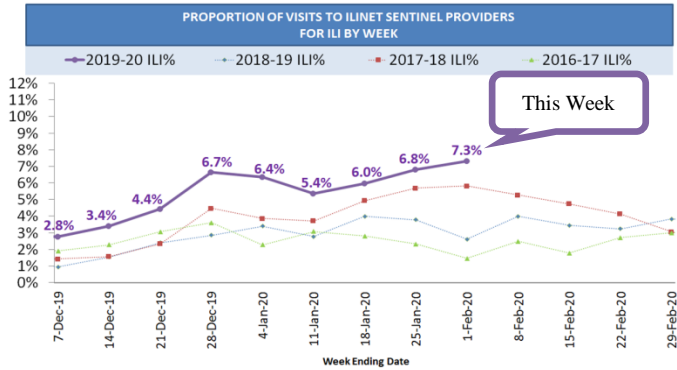
[Click here to visit our influenza surveillance web page](#)

ILI Activity Levels
Minimal
Low
Moderate
<b>✓ High</b>

Influenza Geographic Activity
No Activity
Sporadic
Local
Regional
<b>✓ Widespread</b>

## ILINet Sentinel Providers

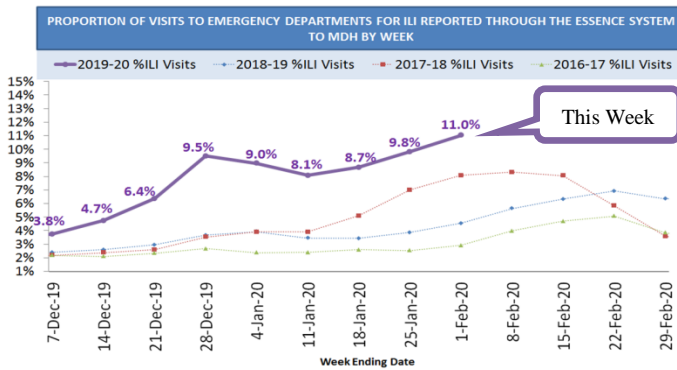
Fifty-eight providers reported a total of 48,764 visits this week. Of those 3,563 (7.3%) were visits for ILI. This is **ABOVE** the Maryland baseline of **1.9%**.



ILI Visits To Sentinel Providers By Age Group	This Week Number (%)	Last Week Number (%)	Season Number (%)
Age 0-4	668 (19%)	852 (25%)	9,287 (28%)
Age 5-24	1,221 (34%)	1,284 (37%)	11,302 (34%)
Age 25-49	1,076 (30%)	827 (24%)	7,810 (23%)
Age 50-64	394 (11%)	301 (9%)	2,843 (9%)
Age ≥ 65	204 (6%)	184 (5%)	1,993 (6%)
Total	3,563 (100%)	3,448 (100%)	33,235 (100%)

## Visits to Emergency Departments for ILI

Emergency Departments in Maryland reported a total of 63,586 visits this week through the [ESSENCE surveillance system](#). Of those, 7,014 (11.0%) were visits for ILI.



ILI Visits To Emergency Departments By Age Group	This Week Number (%)	Last Week Number (%)	Season Number (%)
Age 0-4	1,025 (15%)	971 (16%)	11,094 (20%)
Age 5-24	2,426 (35%)	2,060 (35%)	18,566 (33%)
Age 25-49	2,378 (34%)	1,993 (33%)	17,339 (31%)
Age 50-64	845 (12%)	653 (11%)	5,805 (10%)
Age ≥ 65	340 (5%)	280 (5%)	2,966 (5%)
Total	7,014 (100%)	5,957 (100%)	55,770 (100%)

## Neighboring states' influenza information:

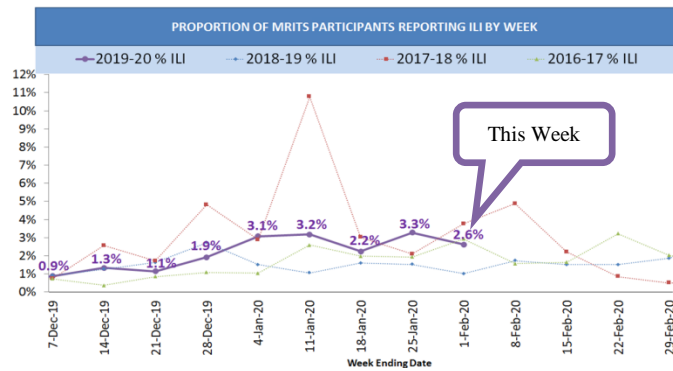
- Delaware <http://dhss.delaware.gov/dph/epi/influenzahome.html>
- District of Columbia <http://doh.dc.gov/service/influenza>
- Pennsylvania <https://www.health.pa.gov/topics/disease/Flu/Pages/Flu.aspx>
- Virginia <http://www.vdh.virginia.gov/epidemiology/influenza-flu-in-virginia/influenza-surveillance/>
- West Virginia <http://dhhr.wv.gov/oeps/disease/flu/Pages/fluSurveillance.aspx>

# Maryland Weekly Influenza Surveillance Activity Report

A summary of influenza surveillance indicators reported to MDH for the week ending February 1, 2020

## Community-based Influenza Surveillance (MRITS)

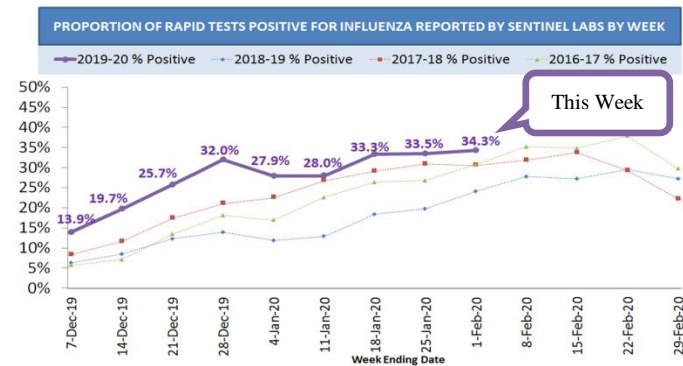
MRITS is the Maryland Resident Influenza Tracking System, a weekly survey for influenza-like illness (ILI). A total of 611 residents responded to the [MRITS survey](#) this week. Of those, 16 (2.6%) reported having ILI and missing greater than 41 days of regular daily activities.



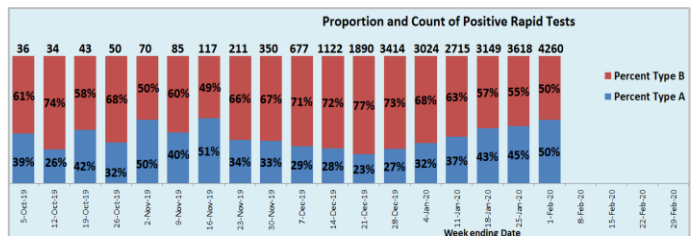
MRITS Respondents Reporting ILI By Age Group	This Week Number (%)	Last Week Number (%)	Season Number (%)
Age 0-4	0 (0%)	3 (15%)	17 (11%)
Age 5-24	7 (44%)	7 (35%)	37 (24%)
Age 25-49	3 (19%)	5 (25%)	31 (20%)
Age 50-64	3 (19%)	1 (5%)	40 (26%)
Age ≥ 65	3 (19%)	4 (20%)	27 (18%)
<b>Total</b>	<b>16 (100%)</b>	<b>20 (100%)</b>	<b>152 (100%)</b>

## Clinical Laboratory Influenza Testing

There were 70 clinical laboratories reporting 12,426 influenza diagnostic tests, mostly rapid influenza diagnostic tests (RIDTs). Of those, 4,260 (34.3%) were positive for influenza. Of those testing positive, 2,133 (50%) were influenza Type A and 2,127 (50%) were influenza Type B. The [reliability of RIDTs](#) depends largely on the conditions under which they are used. False-positive (and true-negative) results are more likely to occur when the disease prevalence in the community is low, which is generally at the beginning and end of the influenza season and during the summer.

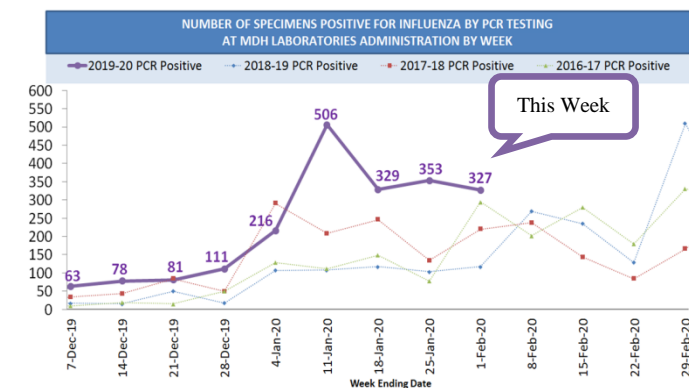


Positive Rapid Flu Tests by Type	This Week Number (%)	Last Week Number (%)	Season Number (%)
Type A	2,133 (50%)	1,631 (45%)	9,314 (37%)
Type B	2,127 (50%)	1,987 (55%)	15,551 (63%)
<b>Total</b>	<b>4,260 (100%)</b>	<b>3,618 (100%)</b>	<b>24,865 (100%)</b>



## State Laboratories Administration Influenza Testing

The MDH Laboratories Administration performed a total of 410 polymerase chain reaction (PCR) tests for influenza and 327 (80%) tested positive for influenza. PCR testing is more reliable than RIDT. The MDH testing identifies subtypes of influenza A and lineages of influenza B, information that is not available from the RIDT results. The table below summarizes results by type, subtype, and lineage.



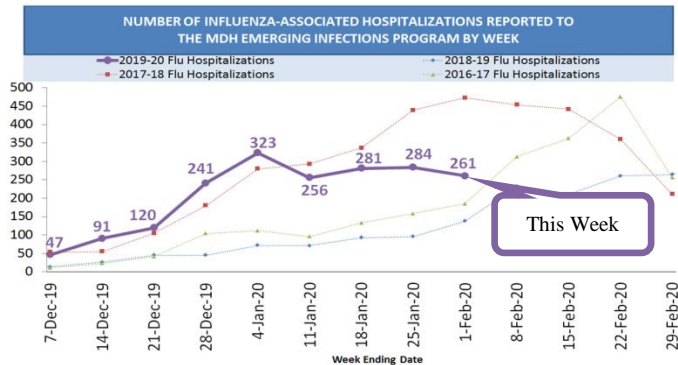
Positive PCR Tests by Type (Subtype)	This Week Number (%)	Last Week Number (%)	Season Number (%)
Type A (H1)	176 (54%)	216 (61%)	937 (44%)
Type A (H3)	12 (4%)	8 (2%)	95 (4%)
Type B (Victoria)	138 (42%)	127 (36%)	1,070 (51%)
Type B (Yamagata)	1 (<1%)	2 (1%)	13 (1%)
Dual Type A(H1/H3)	0 (0%)	0 (0%)	0 (0%)
<b>Total</b>	<b>327 (100%)</b>	<b>353 (100%)</b>	<b>2,115 (100%)</b>

# Maryland Weekly Influenza Surveillance Activity Report

A summary of influenza surveillance indicators reported to MDH for the week ending February 1, 2020

## Influenza-associated Hospitalizations

Two hundred and sixty-one influenza-associated hospitalization cases were reported this week. (A person with an overnight hospital stay along with a positive influenza test of any kind, e.g., RIDT or PCR, is considered an “influenza-associated hospitalization” for purposes of influenza surveillance.) This surveillance is conducted as a component of the Maryland Emerging Infections Program.



Influenza-Associated Hospitalizations by Age Group	This Week Number (%)	Last Week Number (%)	Season Number (%)
Age 0-4	24 (9%)	37 (13%)	240 (12%)
Age 5-17	19 (7%)	18 (6%)	151 (7%)
Age 18-24	10 (4%)	11 (4%)	101 (5%)
Age 25-49	52 (20%)	63 (22%)	445 (22%)
Age 50-64	79 (30%)	73 (26%)	457 (22%)
Age ≥ 65	77 (30%)	82 (29%)	651 (32%)
<b>Total</b>	<b>261 (100%)</b>	<b>284 (100%)</b>	<b>2,045 (100%)</b>

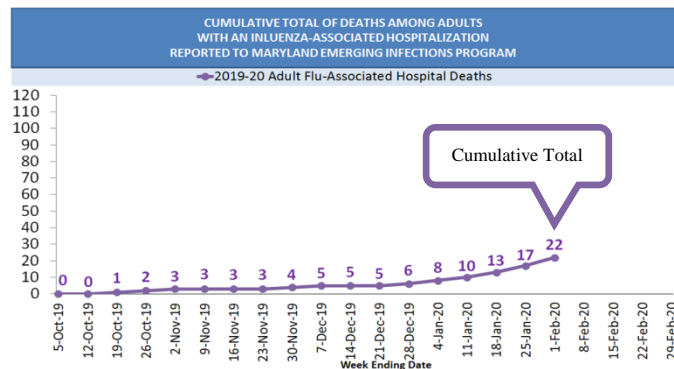
## Influenza-associated Deaths

An influenza-associated death is one with a clinically compatible illness and a positive influenza test of any kind.

**Pediatric Deaths:** A total of three pediatric (< 18 years of age) deaths have been reported to MDH this season. The most recent death occurred in week 3 (week ending January 18, 2020), the death was associated with influenza B virus. Additionally, one death occurred during week 2 while the other occurred in week 1. Both deaths were associated with influenza B/Victoria virus.

Influenza-associated pediatric mortality is a reportable condition in Maryland. Pediatric deaths are tracked without regard to hospitalization.

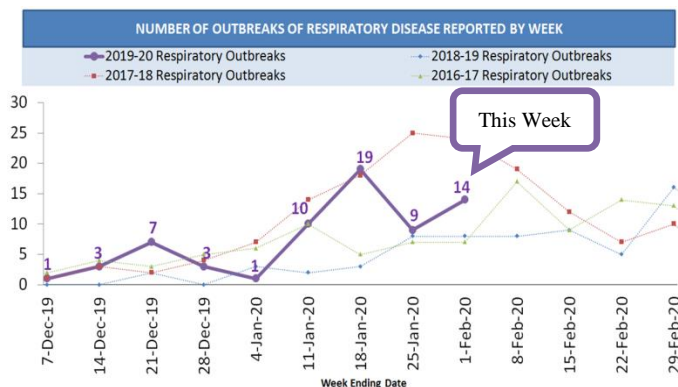
**Adult Deaths Among Hospitalized Patients:** Twenty-two deaths have been reported among adults admitted to Maryland hospitals this influenza season. Influenza-associated adult mortality is *not* a reportable condition in Maryland. However, surveillance for mortality in hospitalized adults is conducted as a component of the Maryland Emerging Infections Program.



Influenza-Associated Deaths	Cumulative Season Total
Pediatric Deaths (Age < 18)	3
Adult Deaths (in hospitalized cases)	22

## Outbreaks of Respiratory Disease

There were fourteen respiratory outbreaks reported to MDH this week. (Disease outbreaks of any kind are reportable in Maryland. Respiratory outbreaks may be reclassified once a causative agent is detected, e.g., from ILI to influenza.)



Respiratory Outbreaks by Type	This Week Number (%)	Last Week Number (%)	Season Number (%)
Influenza	14 (100%)	7 (78%)	49 (67%)
Influenza-like Illness	0 (0%)	2 (22%)	19 (26%)
Pneumonia	0 (0%)	0 (0%)	5 (7%)
Other Respiratory	0 (0%)	0 (0%)	0 (0%)
<b>Total</b>	<b>14 (100%)</b>	<b>9 (100%)</b>	<b>73 (100%)</b>

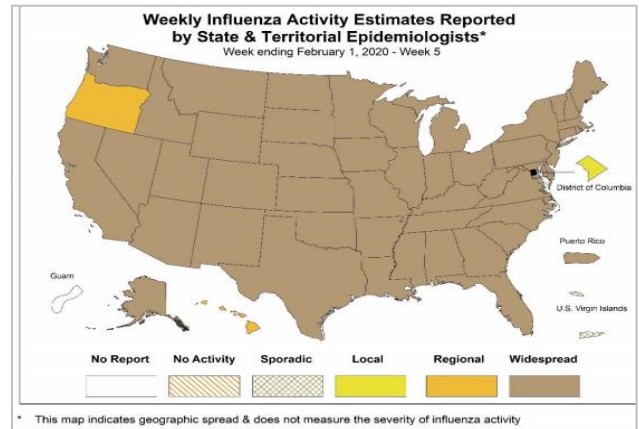
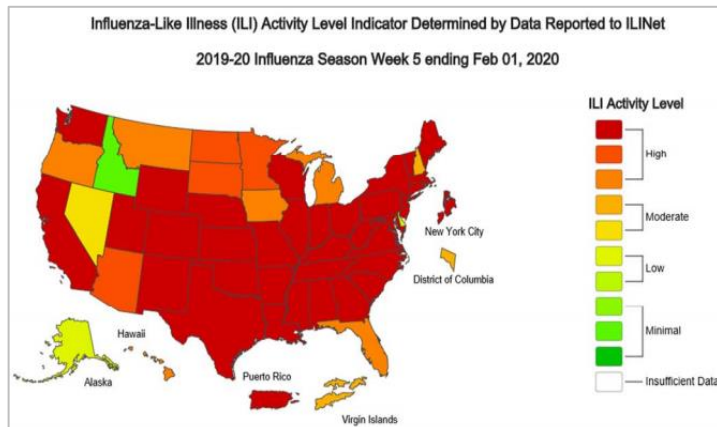
# Maryland Weekly Influenza Surveillance Activity Report

A summary of influenza surveillance indicators reported to MDH for the week ending February 1, 2020

## National Influenza Surveillance (CDC)

Key indicators that track flu activity remain high and, after falling during the first two weeks of the year, increased over the last three weeks. Indicators that track severity (hospitalizations and deaths) are not high at this point in the season.

- **Viral Surveillance:** Nationally, influenza B/Victoria viruses have been reported more frequently than other influenza viruses this season. However, during recent weeks, influenza A(H1N1)pdm09 viruses have been reported more frequently than B/Victoria viruses.
- **Influenza-like Illness Surveillance:** Visits to health care providers for influenza-like illness (ILI) increased from 6.0% last week to 6.7% this week. All regions remain above their baselines.
- **Geographic Spread of Influenza:** The number of jurisdictions reporting regional or widespread influenza activity remained at 51 this week.
- **Pneumonia and Influenza Mortality:** The percentage of deaths attributed to pneumonia and influenza is 7.1%, below the epidemic threshold of 7.2%.
- **Influenza-associated Pediatric Deaths:** 10 influenza-associated pediatric deaths occurring during the 2019-2020 season were reported this week. The total for the season is 78.
- **Outpatient Illness Surveillance:** Nationwide during week 5, 6.7% of patient visits reported through the U.S. Outpatient Influenza-like Illness Surveillance Network (ILINet) were due to influenza-like illness (ILI). This percentage is above the national baseline of 2.4%. (*ILI is defined as fever (temperature of 100°F [37.8°C] or greater) and cough and/or sore throat.*)
- On a regional level, the percentage of outpatient visits for ILI ranged from 4.0% to 10.9% during week 5. All regions reported a percentage of outpatient visits for ILI above their region-specific baselines.



## Influenza Activity Levels: ILI Activity Levels and Influenza Geographic Activity Levels

### ILI Activity Levels

One indicator we look at is the proportion of visits to sentinel providers for ILI. We compare these proportions to baseline numbers, and then categorize ILI activity levels as minimal, low, moderate, or high.

### Geographic Activity levels

Influenza geographic activity levels are not a measure of severity of influenza in the region or state. These levels serve as a weekly estimate of where influenza could be circulating. Maryland estimates levels of geographic spread and reports them to the Centers for Disease Control and Prevention (CDC) using the following national definitions.

Note: Only laboratory confirmed influenza tests performed at the MDH Laboratories Administration are used in influenza geographic activity level calculations.

Influenza Geographic Activity Levels	Definition
No Activity	No lab-confirmed cases
Sporadic	Small numbers of laboratory-confirmed influenza cases OR a single laboratory confirmed influenza outbreak has been reported, but there is no increase in cases of ILI
Local	Increased ILI in 1 region; ILI activity in other regions is not increased and recent (with the past 3 weeks) lab confirmed evidence of influenza in region with increase ILI OR 2 or more institutional outbreaks
Regional	Outbreaks of influenza OR increases in ILI and recent laboratory confirmed influenza in at least two but less than half the regions of the state with recent laboratory evidence of influenza in those regions
Widespread	Outbreaks of influenza OR increases in ILI cases and recent laboratory-confirmed influenza in at least half the regions of the state with recent laboratory evidence of influenza in the state

### Where to get an influenza vaccination

Interested in getting a flu vaccine for the 2019-20 influenza season? Go to <https://phpa.health.maryland.gov/influenza/Pages/getvaccinated.aspx> and click on your county/city of residence. You will be redirected to your local health department website for local information on where to get your flu vaccine.