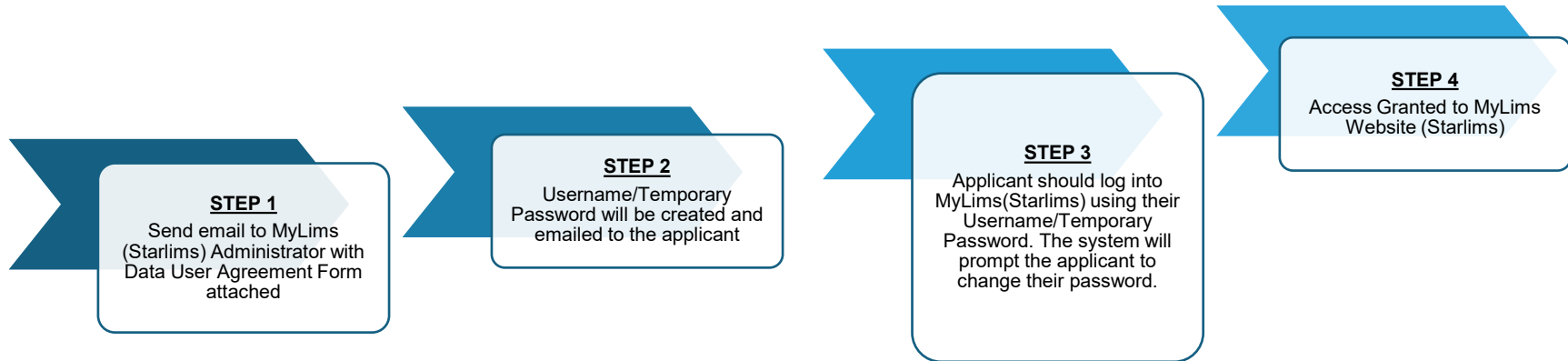


NEWBORN SCREENING MYLIMS (STARLIMS) Registration Process

[https://health.maryland.gov/laboratories/docs/Data Usage Agreement Form- August 2018.pdf](https://health.maryland.gov/laboratories/docs/Data%20Usage%20Agreement%20Form-%20August%202018.pdf) **Process to Sign Up for MyLims (Starlims)**



Email: MDPHL.NBS@maryland.gov

[Link to Data User Agreement Form](#)

MyLims Website: <https://mynbs.health.maryland.gov/mynbs>

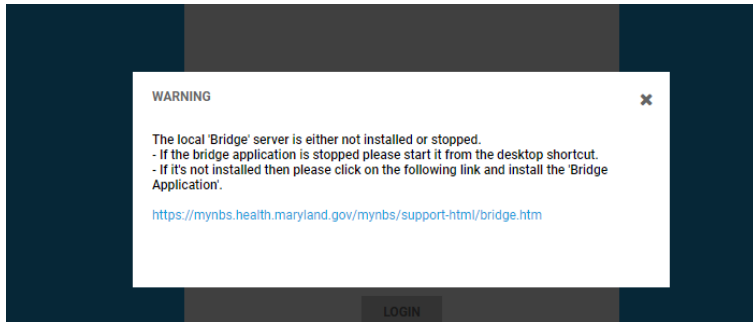
Call 443-681-3900 for login assistance or for any MyLims question

NEWBORN SCREENING MYLIMS (STARLIMS) Registration Process

Process to Download “Bridge” Server

A) In some cases, the first time an applicant logs into MyLims, they may have to download the local “Bridge” server.

See Screenshot Below




B) Select the download link for “Individual Users”
See Screenshot Below

STARLIMS

HOME REQUIREMENTS

Prerequisites to access STARLIMS:

- ▶ HTML5 Supported Browsers
- ▶ HTML to XFD Bridge
- ▶ Client Cache Cleaner



STARLIMS Unified Installer

Using the STARLIMS Unified Installer, you can install both the native STARLIMS Windows App and the STARLIMS XFD-to-HTML Bridge. Using the STARLIMS XFD-to-HTML Bridge, you can access features such as Chromeleon, Empower, ELN and the STARLIMS Designer through the HTML system. Using the Windows App, you can use STARLIMS XFD as a traditional Windows application rather than as a webapp in the browser. Both of these components are installed using a single unified installer. Refer to the user manual for additional information.

Supported Browsers

The STARLIMS XFD-to-HTML Bridge is supported in the following browsers:

- Google Chrome
- New Edge (Chromium)

Note: The Bridge is not supported in Firefox.

For Individual Users

For a single-user installation, you can use the executable below to install the system. Use the link below to install the executable setup.

Download: [STARLIMS Unified Installer \(exe\)](#)

For Group Policy Installations

For group policy installations, the MSI installer is necessary.

Use this installer if you need to:

NEWBORN SCREENING MYLIMS (STARLIMS) Registration Process

Process to Download “Bridge” Server

C) Once the download is complete, close the website and reopen it using the same link. Select “Login”.

See Screenshot Below.

STARLIMS

HOME REQUIREMENTS

Welcome to STARLIMS

STARLIMS v12 is a leading, unified laboratory informatics solution that seamlessly incorporates an Electronic Lab Notebook (ELN) and a Scientific Data Management System (SDMS) in a single, full-featured LIMS platform.

User Login

Click the button below to access the fully featured LIMS system. Depending on your role, you can perform tasks such as sample accessioning, worksheet creation, results entry and review, complex instrument data processing and report generation in this modern and rich system.

LOGIN

Mobile App

Use your touch-aware mobile device to work while on the go. For example, perhaps you need to quickly access the laboratory's key performance indicators, view historical results, perform inventory reconciliation or enter observations from remote sampling sites. You can use tablet or smartphone applications that run on either the iOS and Android platforms, as appropriate for the device and task.

LEARN MORE

[Abbott Informatics](#) | [Privacy / Security](#) | [Registration](#)

D) After selecting “Login” you will be taken to the screen captured below See Screenshot Below.

Username

Password

LOGIN

SIGN UP

NEED HELP?