



2022-2023 Maryland **Middle School** YRBS/YTS Key Disparities by Sex

Key: ▲ Significantly higher ▼ Significantly lower



Comparing the Significant Differences Between Female and Male Students

MARYLAND YRBS/YTS MEASURED INDICATOR	 FEMALE	 MALE
<i>Injury and Violence</i>		
Ever rode with a driver who had been drinking alcohol in a car	▲ 18.7%	▼ 13.6%
Ever in a physical fight	▼ 36.8%	▲ 58.5%
Ever bullied on school property	▲ 46.3%	▼ 34.9%
Ever bullied electronically	▲ 33.0%	▼ 21.7%
<i>Mental Health</i>		
Felt sad or hopeless almost every day for >=2 weeks (past year)	▲ 45.0%	▼ 22.7%
Ever seriously thought about killing themselves	▲ 32.7%	▼ 14.5%
Ever tried to kill themselves	▲ 14.2%	▼ 5.6%
Mental health was most of the time or always not good (past 30 days)	▲ 30.9%	▼ 12.6%
<i>Tobacco Use</i>		
Ever used an electronic vapor product	▲ 12.9%	▼ 7.9%

2022-2023 Maryland **Middle School** YRBS/YTS Key Disparities by Sex

Key: ▲ Significantly higher ▼ Significantly lower

Comparing the Significant Differences Between Female and Male Students

MARYLAND YRBS/YTS MEASURED INDICATOR	 FEMALE	 MALE
Currently used an electronic vapor product (past 30 days)	▲ 7.9%	▼ 4.1%
Definitely or probably will use an electronic vapor product in the next year	▲ 8.8%	▼ 4.8%
In the same room with someone who was smoking (past week)	▲ 21.4%	▼ 15.1%
<i>Alcohol and Other Drug Use</i>		
Ever drank alcohol	▲ 19.6%	▼ 15.4%
Currently drank alcohol (past 30 days)	▲ 7.2%	▼ 5.1%
Ever used marijuana	▲ 5.8%	▼ 3.4%
Ever misused prescription pain medicine	▲ 14.0%	▼ 7.8%
<i>Weight Management, Other Dietary Behaviors, and Physical Activity</i>		
Did not eat breakfast (past week)	▲ 18.0%	▼ 12.0%
Did not participate in at least 60 minutes of physical activity (past week)	▲ 18.5%	▼ 13.4%

2022-2023 Maryland **Middle School** YRBS/YTS Key Disparities by Sex

Key: ▲ Significantly higher ▼ Significantly lower

Comparing the Significant Differences Between Female and Male Students

MARYLAND YRBS/YTS MEASURED INDICATOR	FEMALE	MALE
Had a concussion from playing a sport or being physically active (past year)	▼ 16.6%	▲ 21.8%
Adverse Childhood Experiences (ACEs)		
Parent or other adult in home most of the time or always swore at them, insulted them, or put them down	▲ 13.5%	▼ 5.7%
Lived with someone who has a problem with drugs or alcohol	▲ 16.9%	▼ 11.7%
Lived with someone who was depressed or mentally ill	▲ 22.5%	▼ 12.5%
Other		
Usually did not sleep in their parent's or guardian's home (past 30 days)	▼ 1.6%	▲ 2.6%
They or someone in their home tested positive for COVID (past year)	▼ 42.2%	▲ 46.0%
Ever treated badly or unfairly in school because of their race or ethnicity	▲ 52.1%	▼ 48.0%
Ever had sexual intercourse	▼ 4.7%	▲ 7.2%