



2022-2023 Maryland High School YRBS/YTS Key Disparities by Sex

Key: ▲ Significantly higher ▼ Significantly lower



Comparing the Significant Differences Between Female and Male Students

MARYLAND YRBS/YTS MEASURED INDICATOR	 FEMALE	 MALE
Violent Behaviors		
Carried a weapon on school property (past 30 days)	▼ 2.0%	▲ 3.4%
Did not go to school because they felt unsafe at school or on their way to or from school	▲ 11.4%	▼ 8.2%
Were bullied on school property	▲ 16.6%	▼ 11.8%
Electronically bullied through text or social media (past year)	▲ 15.8%	▼ 9.2%
Mental Health		
Felt sad or hopeless almost every day for >=2 weeks (past year)	▲ 48.8%	▼ 24.3%
Seriously considered attempting suicide (past year)	▲ 24.6%	▼ 11.4%
Actually attempted suicide one or more times (past year)	▲ 12.8%	▼ 6.0%
Mental health was most of the time or always not good (past 30 days)	▲ 38.7%	▼ 17.5%
Tobacco		
Ever used an electronic vapor product	▲ 29.9%	▼ 21.0%

2022-2023 Maryland High School YRBS/YTS Key Disparities by Sex

Key: ▲ Significantly higher ▼ Significantly lower



Comparing the Significant Differences Between Female and Male Students

MARYLAND YRBS/YTS MEASURED INDICATOR	 FEMALE	 MALE
Currently used an electronic vapor product (past 30 days)	▲ 17.5%	▼ 11.3%
Currently used smokeless tobacco (past 30 days)	▼ 1.8%	▲ 3.2%
In the same room with someone who was smoking (past week)	▲ 28.0%	▼ 21.1%
<i>Alcohol and Other Drug Use</i>		
Current alcohol use (past 30 days)	▲ 21.1%	▼ 14.6%
Had their first drink of alcohol before age 13 years	▲ 15.6%	▼ 12.2%
Current marijuana use (past 30 days)	▲ 17.2%	▼ 11.7%
Ever misused prescription pain medicine	▲ 14.1%	▼ 8.1%
Ever used cocaine	▼ 1.4%	▲ 2.2%
<i>Sexual Behaviors</i>		
First sexual intercourse before age 13	▼ 2.2%	▲ 3.8%
Sexual intercourse with four or more people	▼ 3.8%	▲ 5.6%

2022-2023 Maryland High School YRBS/YTS Key Disparities by Sex

Key: ▲ Significantly higher ▼ Significantly lower

Comparing the Significant Differences Between Female and Male Students

MARYLAND YRBS/YTS MEASURED INDICATOR	 FEMALE	 MALE
Weight Management, Other Dietary Behaviors, and Physical Activity		
Had obesity by BMI calculations	▼ 13.9%	▲ 17.4%
Did not eat vegetables (past week)	▼ 8.1%	▲ 10.8%
Did not participate in at least 60 minutes of physical activity (past week)	▲ 23.5%	▼ 15.7%
Adverse Childhood Experiences (ACEs)		
Parent or other adult in home most of the time or always insulted them or put them down	▲ 14.0%	▼ 6.3%
Lived with someone who has a problem with drugs or alcohol	▲ 23.6%	▼ 16.2%
Lived with someone who was depressed or mentally ill	▲ 29.7%	▼ 16.7%
Other		
Gambled (past year)	▼ 9.7%	▲ 25.3%
Never saw a dentist (past year)	▼ 1.9%	▲ 3.4%
Experienced unstable housing	▼ 2.0%	▲ 3.3%