



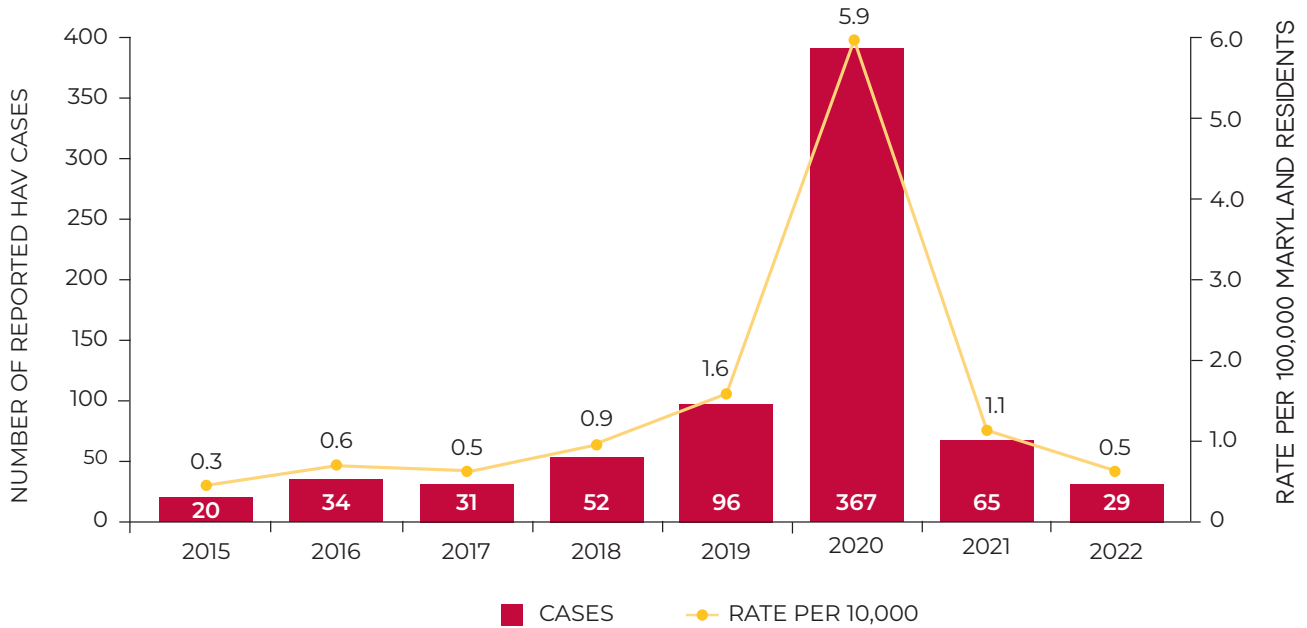
# 2022 ANNUAL EPIDEMIOLOGICAL SUMMARY FOR VIRAL HEPATITIS IN MARYLAND

## CENTER FOR VIRAL HEPATITIS

Infectious Disease Prevention and Health Services Bureau, Prevention and Health Promotion Administration

# HEPATITIS A

Reported number and rate of hepatitis A cases in Maryland by year, 2015-2022



**29**

Cases

**0.5**

Cases  
per **100,000**  
population



Returned to  
**Baseline**  
**Rates**

following an outbreak  
that peaked in 2020



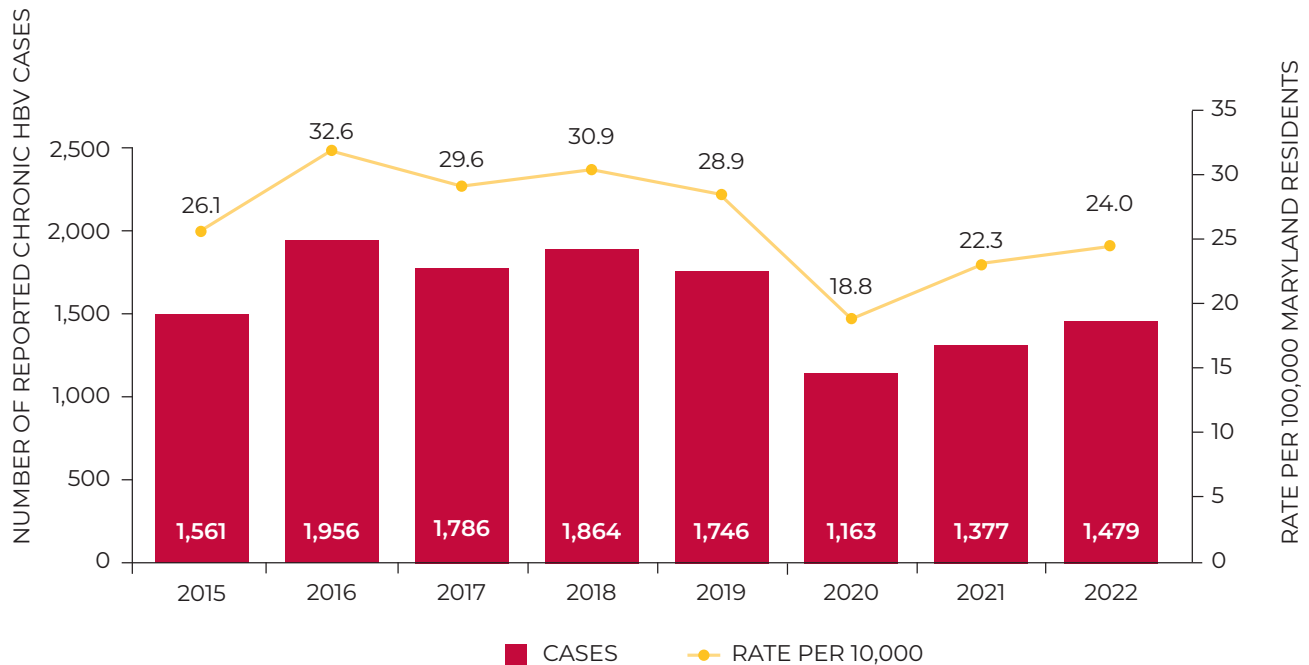
# 2022 ANNUAL EPIDEMIOLOGICAL SUMMARY FOR VIRAL HEPATITIS IN MARYLAND

## CENTER FOR VIRAL HEPATITIS

Infectious Disease Prevention and Health Services Bureau, Prevention and Health Promotion Administration


### HEPATITIS B

Reported number and rate of chronic hepatitis B cases in Maryland by year, 2015-2022



**45**

Acute Cases



**1,479**

Chronic Cases

**24.0**

Chronic Cases  
per 100,000  
population



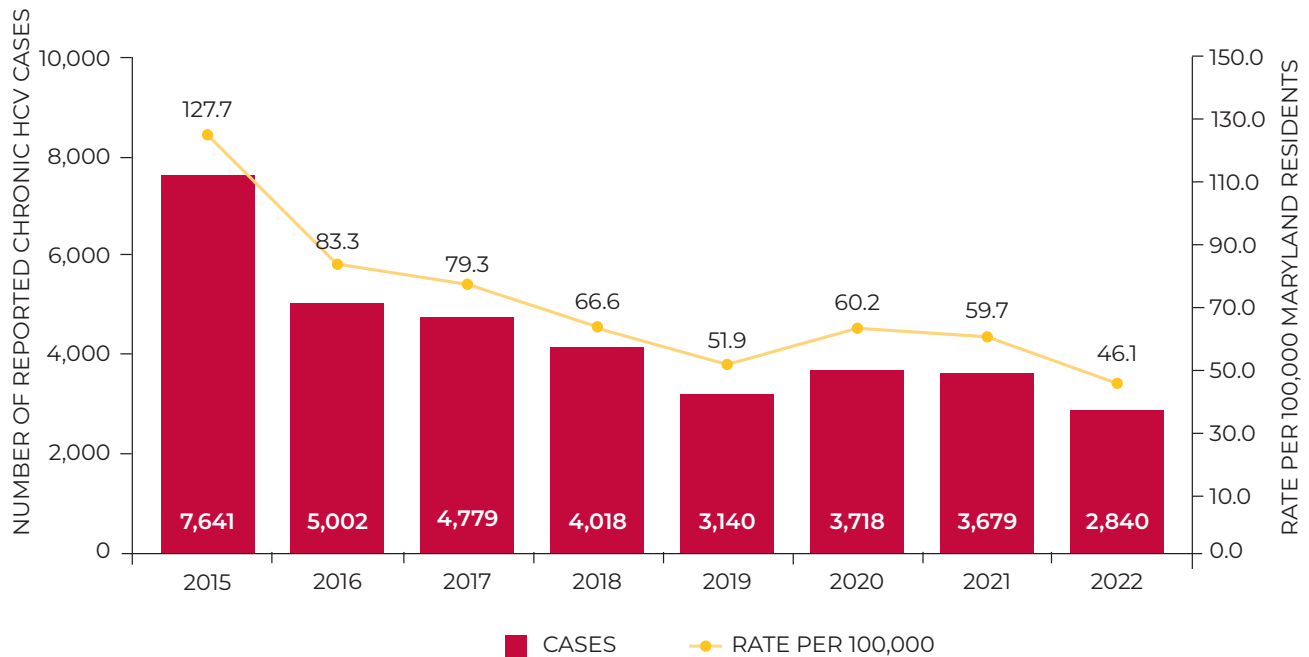
# 2022 ANNUAL EPIDEMIOLOGICAL SUMMARY FOR VIRAL HEPATITIS IN MARYLAND

## CENTER FOR VIRAL HEPATITIS

Infectious Disease Prevention and Health Services Bureau, Prevention and Health Promotion Administration

# HEPATITIS C

Reported number and rate of confirmed chronic hepatitis C cases in Maryland by year, 2015-2022



# 44

Acute Cases



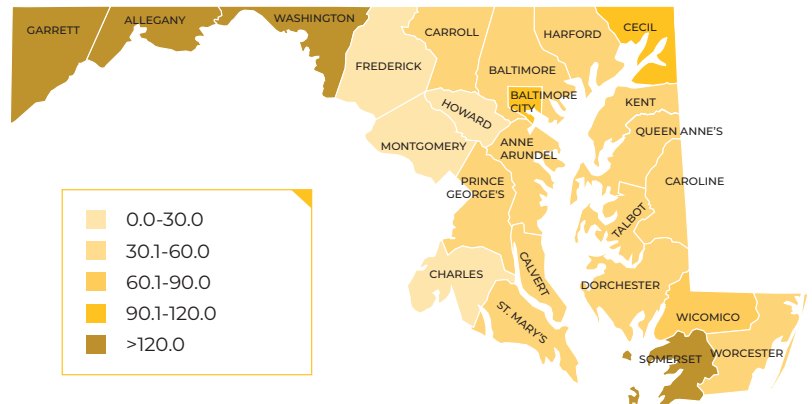
# 2,840

Chronic Cases

# 46.1

Chronic Cases per 100,000 population

Geographical distribution of chronic HCV per 100,000 population in Maryland jurisdictions.





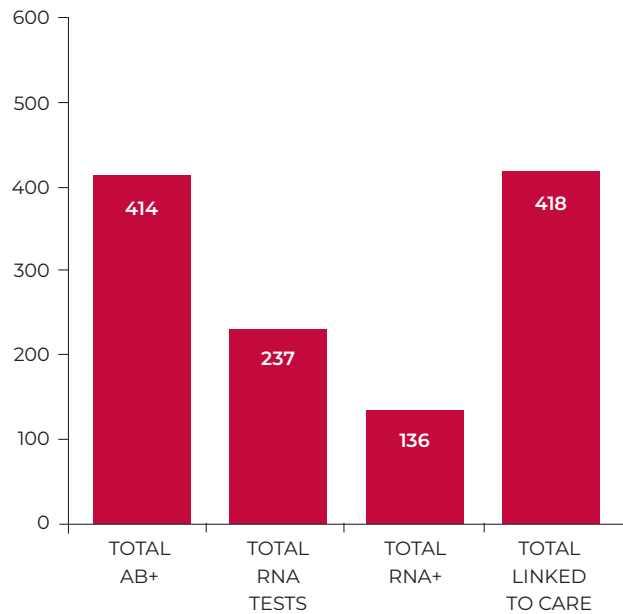
# 2022 ANNUAL EPIDEMIOLOGICAL SUMMARY FOR VIRAL HEPATITIS IN MARYLAND

## CENTER FOR VIRAL HEPATITIS

Infectious Disease Prevention and Health Services Bureau, Prevention and Health Promotion Administration

### HCV RAPID TESTING AND LINKAGE TO CARE PROGRAM

Care Cascade FY2023



**11,407**  
HCV Rapid  
Tests Conducted



**418**  
HCV-Positive  
Clients **Linked**  
To Care



**14,978**  
Clients **Reached**  
with HCV Prevention  
Education