



HIV AMONG WHITES IN MARYLAND, 2019

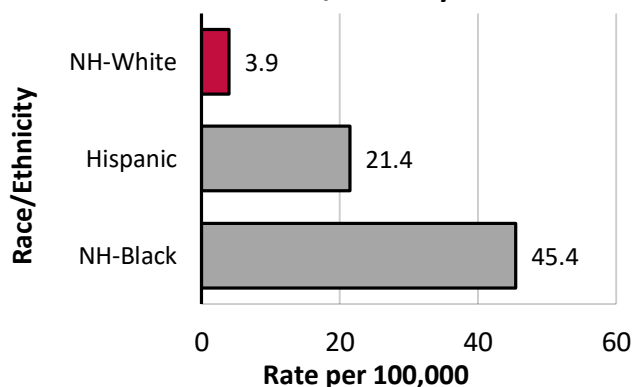
OCTOBER 2020

New HIV Diagnoses in Maryland

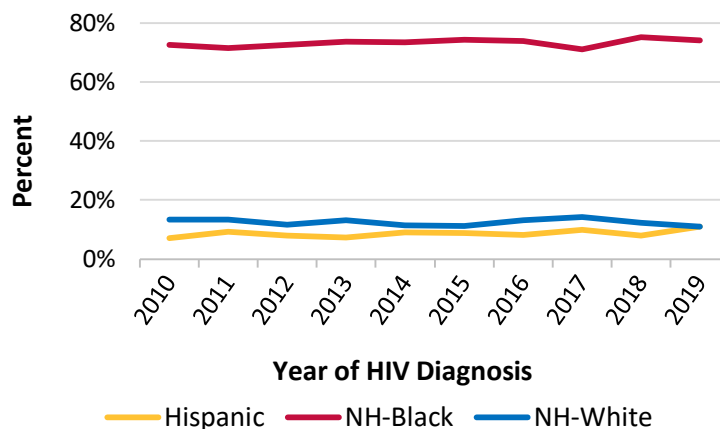
In 2019, there were 102 reported HIV diagnoses among NH-White people.

- In 2019, NH-Whites accounted for 11.0% of the 931 reported HIV diagnoses.
- It is estimated that an additional 10.4% of NH-Whites living with HIV in Maryland remain undiagnosed, as of 2018.

2019 HIV Diagnosis Rates by Race/Ethnicity



Trends in HIV Diagnoses by Race/Ethnicity

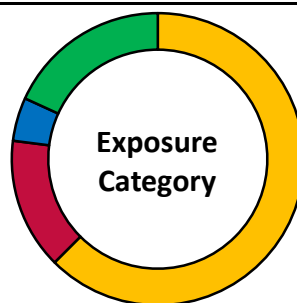


- Diagnosis rates among newly reported HIV diagnoses in 2019 remain highest among NH-Blacks (45.4 per 100,000) as compared to NH-Whites (3.9).

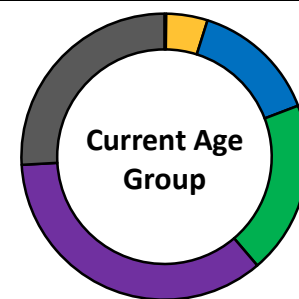
Characteristics of Whites Living with HIV in Maryland

At the end of 2019, there were 3,937 living NH-White people with diagnosed HIV.

- 1 in 670 NH-Whites was reported to be living with HIV in 2019.
- Rates of HIV in Maryland were over four times higher among NH-White males (247.2 per 100,000) as compared to NH-White females (56.5). In other words, 1 in 404 NH-White males and 1 in 1,769 NH-White females were reported to be living with HIV.



MSM IDU
MSM/IDU HET



Teens 20's 30's
40's 50's 60+

NH: Non-Hispanic | **HET:** Heterosexual Contact | **IDU:** Injection Drug Use | **MSM:** Male-to-male Sexual Contact

Center for HIV Surveillance, Epidemiology and Evaluation
Prevention and Health Promotion Administration
Maryland Department of Health
<http://phpa.health.maryland.gov/OIDEOR/CHSE>

Multiple imputation was used to estimate and adjust for missing exposure category.
Data represents adults and adolescents (ages 13+) only.
Data reported through 06/30/2020 from the Maryland Enhanced HIV/AIDS Reporting System (eHARS).