



# HIV AMONG WHITE PEOPLE IN MARYLAND, 2022

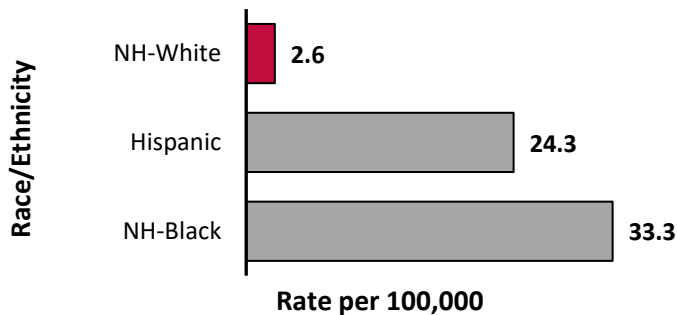
DATA REPORTED THROUGH JUNE 30, 2023

## New HIV Diagnoses in Maryland

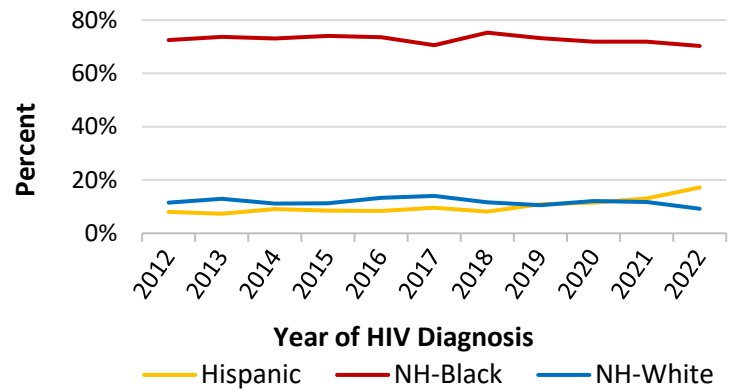
In 2022, there were 69 reported HIV diagnoses among NH-White people.

- In 2022, NH-White people accounted for 9.2% of the 751 reported HIV diagnoses.
- It is estimated that an additional 9.7% of NH-White people living with HIV in Maryland remain undiagnosed, as of 2021.

**2022 HIV Diagnosis Rates by Race/Ethnicity**



**Trends in HIV Diagnoses by Race/Ethnicity**

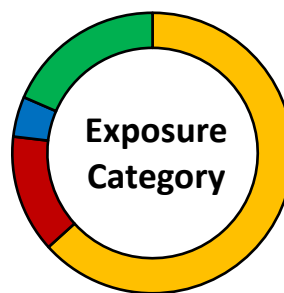


- HIV diagnosis rates during 2022 were higher among NH-White males (4.1), as compared to NH-White females (1.2).

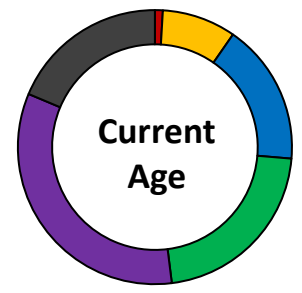
## Characteristics of White People Living with HIV in Maryland

At the end of 2022, there were 3,762 NH-White people living with diagnosed HIV.

- 1 in 693 NH-White persons were reported to be living with diagnosed HIV in 2022.
- Rates (per 100,000) of HIV were over four times higher among NH-White males (237.6) as compared to NH-White females (54.6).
- Of the 3,762 NH-White persons living with diagnosed HIV, 73.7% had a viral load test result reported in 2022. Of those with a reported test result, 92.4% had a suppressed viral load.



■ MMSC ■ IDU  
■ MMSC/IDU ■ HET



■ 13-24 ■ 25-34 ■ 35-44  
■ 45-54 ■ 55-64 ■ 65+

**NH:** Non-Hispanic | **HET:** Heterosexual Contact | **IDU:** Injection Drug Use | **MMSC:** Male-to-male Sexual Contact

Center for HIV Surveillance, Epidemiology and Evaluation  
 Prevention and Health Promotion Administration  
 Maryland Department of Health  
<https://health.maryland.gov/phpa/OIDEOR/CHSE>

Multiple imputation was used to estimate and adjust for missing exposure category.  
 Data represents adults and adolescents (ages 13+) only.  
 Data source: Maryland Enhanced HIV/AIDS Reporting System (eHARS).  
 Data for 2020 and 2021 should be interpreted with caution due to the impact of the COVID-19 pandemic on access to HIV testing and care-related services.