



# HIV IN MARYLAND, 2019

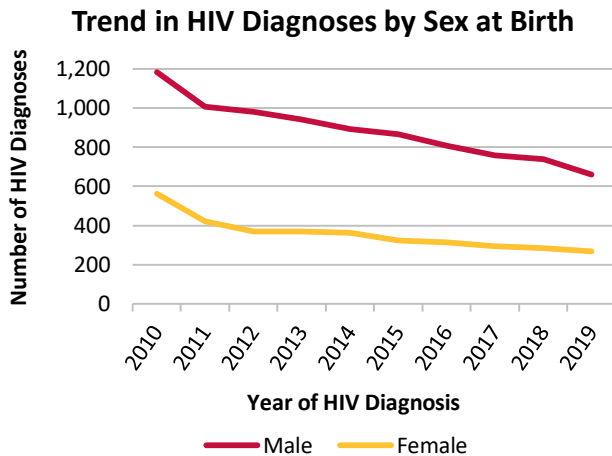
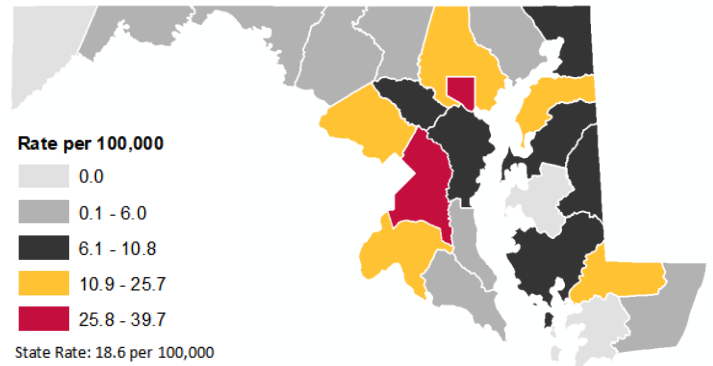
SEPTEMBER 2020

## New HIV Diagnoses in Maryland

In 2019, there were 931 reported HIV diagnoses.

- In 2019, Baltimore City and Prince George's County had the highest rates (per 100,000) of new HIV diagnoses.
- 74% of the 931 reported HIV diagnoses in were NH-Black, 11% were NH-White, 11% were Hispanic, and 2% were NH-Other.

### HIV Diagnoses, Rates by Jurisdiction, 2019

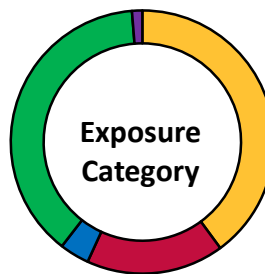


- It is estimated that an additional 10.8% of people living with HIV in Maryland remain undiagnosed, as of 2018.
- Of the 931 HIV diagnoses in 2019, 35% were among adults ages 20-29 years old, 26% were among those ages 30-39, and 17% were among those ages 40-49.

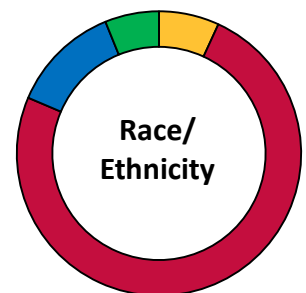
## Characteristics of Marylanders Living with HIV

At the end of 2019, there were 31,630 people living with diagnosed HIV in Maryland.

- Rates (per 100,000) were twice as high in males (856.4) compared to females (405.6).
- Rates among people living with diagnosed HIV were 3 to 10 times higher among NH-Blacks (1,552.1) compared to Hispanics (455.5) and NH-Whites (149.3). 75% of living Maryland diagnoses were NH-Black.



MSM IDU  
MSM/IDU HET  
Perinatal



Hispanic NH-Black  
NH-White NH-Other

NH: Non-Hispanic | HET: Heterosexual Contact | IDU: Injection Drug Use | MSM: Male-to-male Sexual Contact

Center for HIV Surveillance, Epidemiology and Evaluation  
Prevention and Health Promotion Administration  
Maryland Department of Health  
<http://phpa.health.maryland.gov/OIDEOR/CHSE>

Multiple imputation was used to estimate and adjust for missing exposure category. Data represents adults and adolescents (ages 13+) only. Data reported through 06/30/2020 from the Maryland Enhanced HIV/AIDS Reporting System (eHARS).