



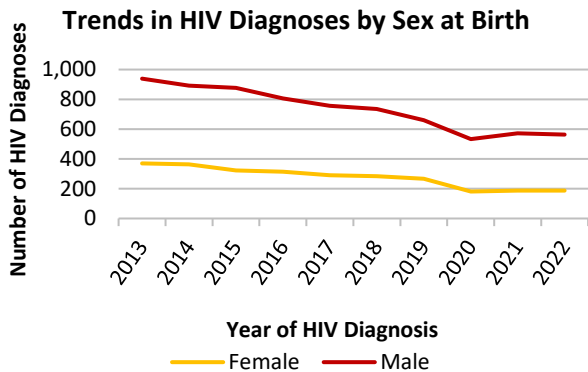
HIV IN MARYLAND, 2022

DATA REPORTED THROUGH JUNE 30, 2023

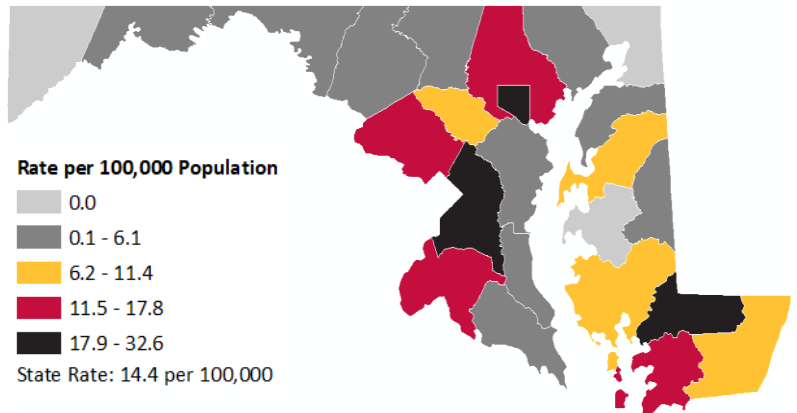
New HIV Diagnoses in Maryland

In 2022, there were 751 reported HIV diagnoses.

- In 2022, Baltimore City and Prince George's County had the highest rates (per 100,000) of new HIV diagnoses.
- Of the 751 reported HIV diagnoses in 2022, 70.3% were among NH-Black people, 9.2% were among NH-White people, 17.2% were among Hispanic people, and 3.3% were among NH-Another Race people.



HIV Diagnoses, Rates by Jurisdiction, 2022

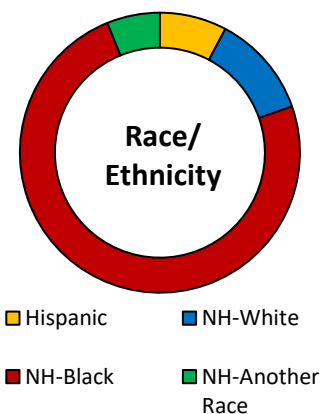
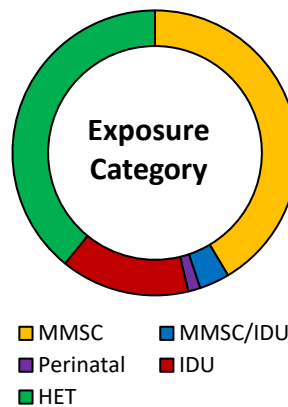


- It is estimated that an additional 9.1% of people living with HIV in Maryland remain undiagnosed, as of 2021.
- Of the 751 HIV diagnoses in 2022, 32.4% were among adults ages 20-29 years old, 32.2% were among those ages 30-39, and 17.4% were among those ages 40-49.

Characteristics of Marylanders Living with HIV

At the end of 2022, there were 31,616 people living with diagnosed HIV in Maryland.

- Rates (per 100,000) were twice as high in males (832.9) compared to females (395.7).
- Rates among people living with diagnosed HIV were 3 to 10 times higher among NH-Black people (1,481.5) compared to Hispanic people (460.4) and NH-White people (144.4). 74.2% of living Maryland diagnoses were among NH-Black people.



NH: Non-Hispanic | HET: Heterosexual Contact | IDU: Injection Drug Use | MMSC: Male-to-male Sexual Contact

Center for HIV Surveillance, Epidemiology and Evaluation
Prevention and Health Promotion Administration
Maryland Department of Health
<https://health.maryland.gov/phpa/OIDEOR/CHSE>

Multiple imputation was used to estimate and adjust for missing exposure category. Data represents adults and adolescents (ages 13+) only. Data source: Maryland Enhanced HIV/AIDS Reporting System (eHARS). Data for 2020 and 2021 should be interpreted with caution due to the impact of the COVID-19 pandemic on access to HIV testing and care-related services.