



HIV IN MARYLAND, 2021

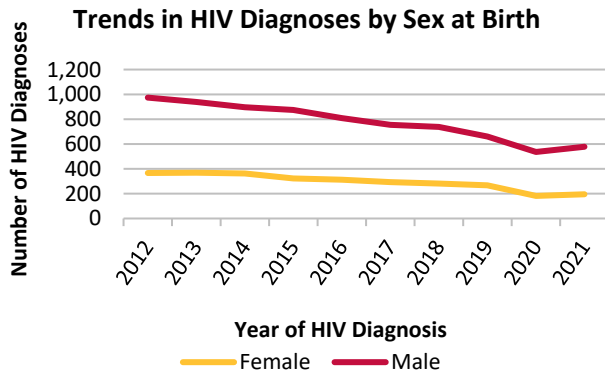
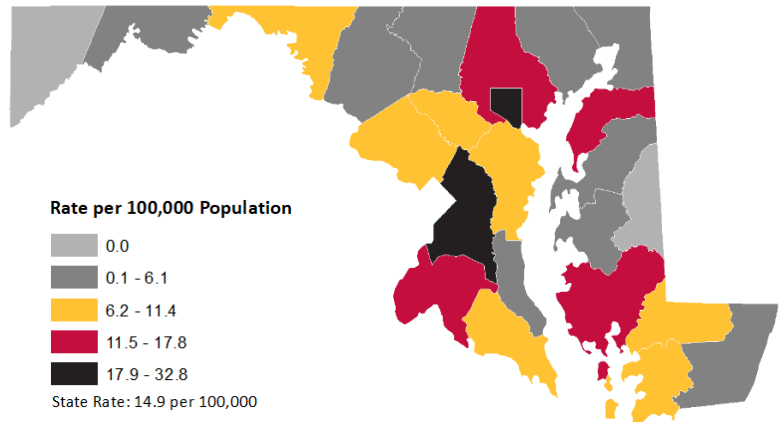
DATA REPORTED THROUGH JUNE 30, 2022

New HIV Diagnoses in Maryland

In 2021, there were 773 reported HIV diagnoses.

- In 2021, Baltimore City and Prince George's County had the highest rates (per 100,000) of new HIV diagnoses.
- Of the 773 reported HIV diagnoses in 2021, 71.9% were among NH-Black people, 11.8% were among NH-White people, 13.1% were among Hispanic people, and 3.2% were among NH-Other people.

HIV Diagnoses, Rates by Jurisdiction, 2021

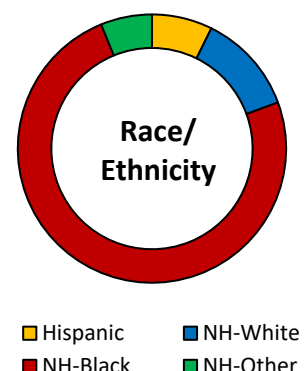
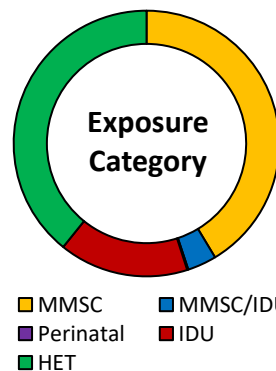


- It is estimated that an additional 9.2% of people living with HIV in Maryland remain undiagnosed, as of 2020.
- Of the 773 HIV diagnoses in 2021, 32.0% were among adults ages 30-39 years old, 28.5% were among those ages 20-29, and 14.7% were among those ages 40-49.

Characteristics of Marylanders Living with HIV

At the end of 2021, there were 32,149 people living with diagnosed HIV in Maryland.

- Rates (per 100,000) were twice as high in males (849.8) compared to females (403.0).
- Rates among people living with diagnosed HIV were 3 to 10 times higher among NH-Black people (1,524.7) compared to Hispanic people (457.6) and NH-White people (147.7). 74.4% of living Maryland diagnoses were among NH-Black people.



NH: Non-Hispanic | **HET:** Heterosexual Contact | **IDU:** Injection Drug Use | **MMSC:** Male-to-male Sexual Contact

Center for HIV Surveillance, Epidemiology and Evaluation
Prevention and Health Promotion Administration
Maryland Department of Health
<http://phpa.health.maryland.gov/OIDEOR/CHSE>

Multiple imputation was used to estimate and adjust for missing exposure category. Data represents adults and adolescents (ages 13+) only.
Data source: Maryland Enhanced HIV/AIDS Reporting System (eHARS).
Data for 2020 and 2021 should be interpreted with caution due to the impact of the COVID-19 pandemic on access to HIV testing and care-related services.