



# HIV AMONG FEMALES IN PRINCE GEORGE'S COUNTY, 2021

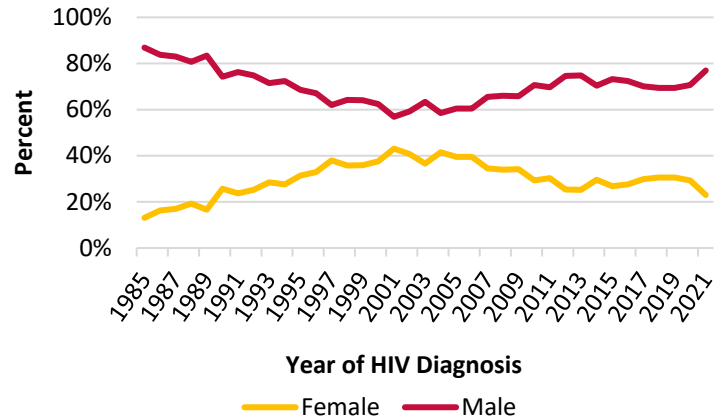
DATA REPORTED THROUGH JUNE 30, 2022

## New HIV Diagnoses in Prince George's County

In 2021, there were 56 reported HIV diagnoses among females.

- Females accounted for 23.0% of the 244 reported HIV diagnoses in 2021.
- It is estimated that an additional 7.3% of females living with HIV in Maryland and 12.1% of females living with HIV in Prince George's County remain undiagnosed, as of 2020.
- Most HIV diagnoses among females during 2021 were attributed to HET (91.4%).
- Of the 56 reported HIV diagnoses among females, 89.3% were among NH-Black people and 10.7% among other races.

Trends in HIV Diagnoses by Sex at Birth

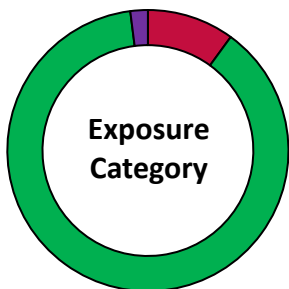
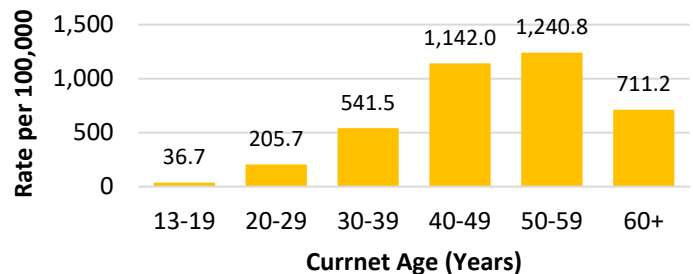


## Characteristics of Females Living with HIV

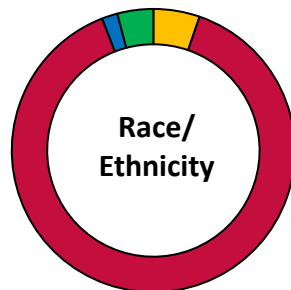
At the end of 2021, there were 2,602 females living with diagnosed HIV.

- Rates (per 100,000) were 2.3 times as high in males (1436.6) compared to females (620.9).
- Of the 2,602 females living with diagnosed HIV, 70.0% had a viral load test reported in 2021. Of the females with a test result, 91.6% had a suppressed viral load.

Female Living HIV Rates by Age



■ IDU ■ HET ■ Perinatal



■ Hispanic ■ NH-Black  
■ NH-White ■ NH-Other

- Rates among females living with diagnosed HIV were 13 to 28 times higher among Multiracial people (1,234.3) as compared to NH-White people (90.9) and NH-Asian people (43.4). In other words, 1 in every 81 NH-Multiracial females was reported to be living with diagnosed HIV.

NH: Non-Hispanic | HET: Heterosexual Contact | IDU: Injection Drug Use