



# HIV AMONG FEMALES IN MARYLAND, 2019

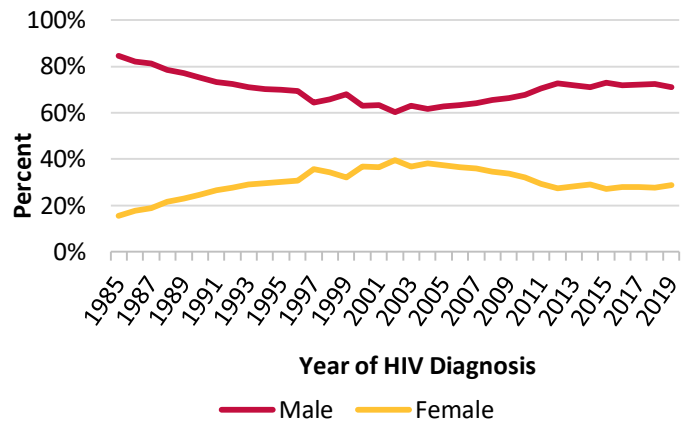
OCTOBER 2020

## New HIV Diagnoses in Maryland

In 2019, there were 269 reported HIV diagnoses among females.

- Females accounted for 28.9% of the 931 reported HIV diagnoses in 2019.
- It is estimated that an additional 8.5% of females living with HIV in Maryland remain undiagnosed, as of 2019.
- Most HIV diagnoses among females during 2019 were attributed to HET (87.0%).
- Of the 269 reported HIV diagnoses among females, 79.6% were among NH-Blacks, 8.9% among NH-Whites, 8.2% among Hispanics, and 3.3% among other races.

Trends in HIV Diagnoses by Sex at Birth

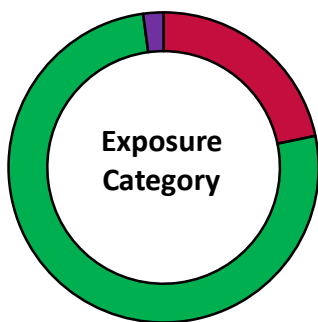
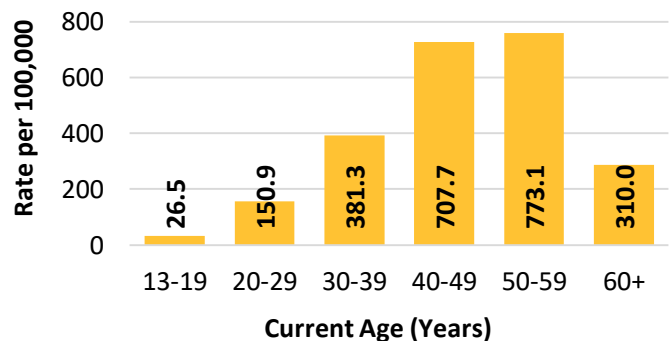


## Characteristics of Females Living with HIV in Maryland

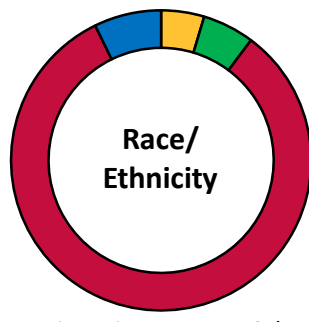
At the end of 2019, there were 10,737 females living with diagnosed HIV.

- Rates (per 100,000) were twice as high in males (856.4) compared to females (405.6).
- Of the 10,737 females living with diagnosed HIV, 80.2% had a viral load test result reported in 2019. Of the females with a test result, 88.4% had a suppressed viral load.

Female Living HIV Rates by Age



■ IDU ■ HET ■ Perinatal



■ Hispanic ■ NH-Other ■ NH-Black ■ NH-White

- Rates among females (all ages) living with diagnosed HIV were 3 to 19 times higher among NH-Blacks (1,081.5 per 100,000) as compared to other races. In other words, 1 in every 92 NH-Black females in Maryland was reported to be living with HIV.

NH: Non-Hispanic | HET: Heterosexual Contact | IDU: Injection Drug Use

Center for HIV Surveillance, Epidemiology and Evaluation  
Prevention and Health Promotion Administration  
Maryland Department of Health  
<http://phpa.health.maryland.gov/OIDEOR/CHSE>

Multiple imputation was used to estimate and adjust for missing exposure category.  
Data represents adults and adolescents (ages 13+) only.  
Data reported through 06/30/2020 from the Maryland Enhanced HIV/AIDS Reporting System (eHARS).