



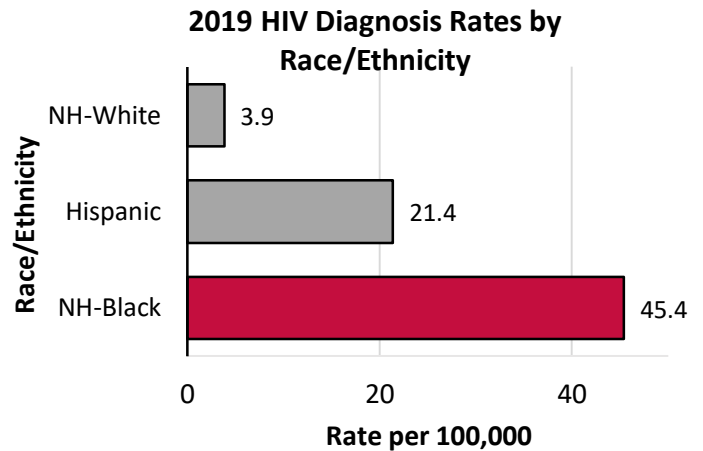
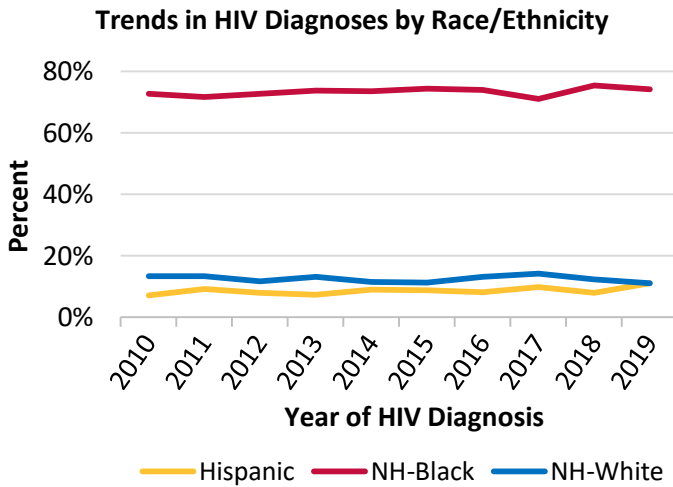
# HIV AMONG BLACKS IN MARYLAND, 2019

SEPTEMBER 2020

## New HIV Diagnoses in Maryland

In 2019, there were 690 reported HIV diagnoses among NH-Black people.

- In 2019, NH-Blacks accounted for 74.1% of the 931 reported HIV diagnoses.

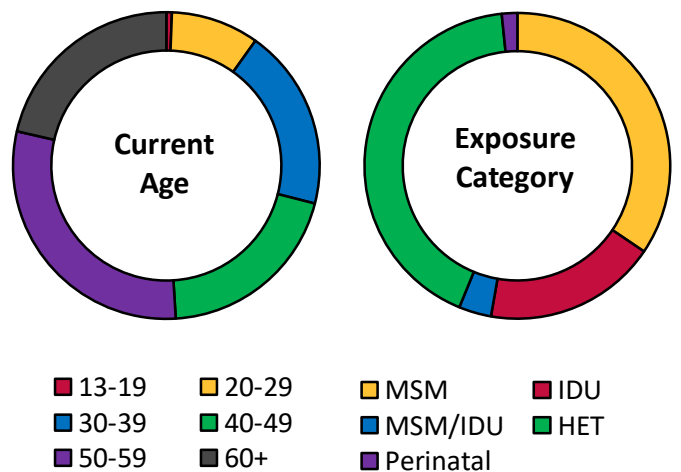


- It is estimated that an additional 10.5% of NH-Blacks living with HIV in Maryland remain undiagnosed, as of 2018.

## Characteristics of Blacks Living with HIV

At the end of 2019, there were 23,578 living NH-Black people with diagnosed HIV.

- Of the 31,630 people living with diagnosed HIV, 74.5% were among NH-Blacks. 1 in 64 NH-Black persons in Maryland were reported to be living with diagnosed HIV.
- Rates (per 100,000) among people living with diagnosed HIV were nearly two times higher among NH-Black males (2,107.4 per 100,000) as compared to NH-Black females (1,081.5).
- Of the 23,578 NH-Black persons living with diagnosed HIV, 78.9% had a viral load test result reported in 2019. Of those with a reported test result, 87.6% had a suppressed viral load.



**NH:** Non-Hispanic | **HET:** Heterosexual Contact | **IDU:** Injection Drug Use | **MSM:** Male-to-male Sexual Contact

Center for HIV Surveillance, Epidemiology and Evaluation  
Prevention and Health Promotion Administration  
Maryland Department of Health  
<http://phpa.health.maryland.gov/OIDEOR/CHSE>

Multiple imputation was used to estimate and adjust for missing exposure category.  
Data represents adults and adolescents (ages 13+) only.  
Data reported through 06/30/2020 from the Maryland Enhanced HIV/AIDS Reporting System (eHARS).