



HIV AMONG BLACK PEOPLE IN MARYLAND, 2021

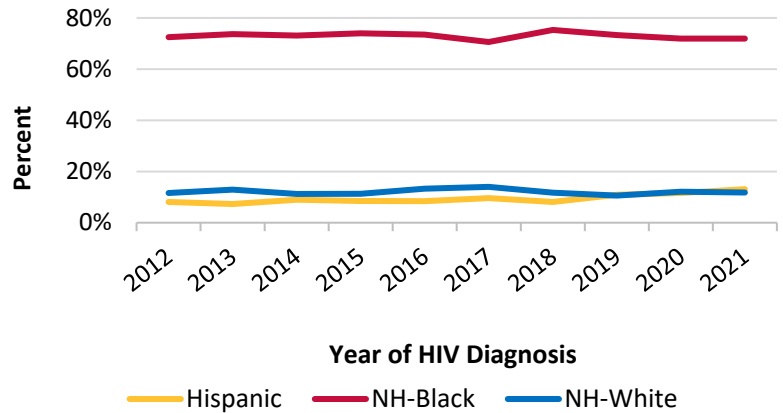
DATA REPORTED THROUGH JUNE 30, 2022

New HIV Diagnoses in Maryland

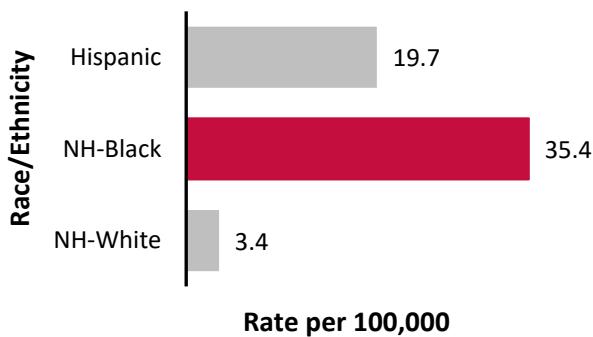
In 2021, there were 556 reported HIV diagnoses among NH-Black people.

- In 2021, NH-Black people accounted for 71.9% of the 773 reported HIV diagnoses.
- It is estimated that an additional 8.6% of NH-Black people living with HIV in Maryland remain undiagnosed, as of 2020.

Trends in HIV Diagnoses by Race/Ethnicity



2021 HIV Diagnosis Rates by Race/Ethnicity

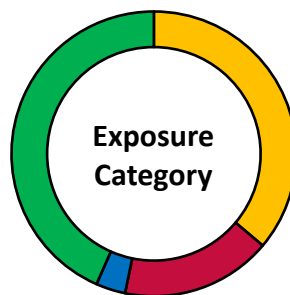


- Diagnosis rates (per 100,000) among newly reported HIV diagnoses in 2021 remain highest among NH-Black people (35.4) as compared to NH-White people (3.4).

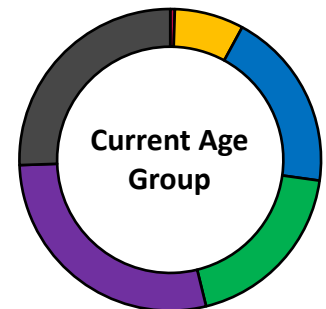
Characteristics of Black People Living with HIV in Maryland

At the end of 2021, there were 23,916 NH-Black people living with diagnosed HIV.

- 1 in 66 NH-Black persons were reported to be living with HIV in 2021.
- Rates (per 100,000) of HIV were twice as high among NH-Black males (2,065.5) as compared to NH-Black females (1,061.3). In other words, 1 in 48 NH-Black males and 1 in 94 NH-Black females were reported to be living with HIV.



■ MMSC ■ IDU
■ MMSC/IDU ■ HET



■ 13-19 ■ 20-29 ■ 30-39
■ 40-49 ■ 50-59 ■ 60+

NH: Non-Hispanic | **HET:** Heterosexual Contact | **IDU:** Injection Drug Use | **MMSC:** Male-to-male Sexual Contact

Center for HIV Surveillance, Epidemiology and Evaluation
Prevention and Health Promotion Administration
Maryland Department of Health
<http://phpa.health.maryland.gov/OIDEOR/CHSE>

Multiple imputation was used to estimate and adjust for missing exposure category. Data represents adults and adolescents (ages 13+) only. Data source: Maryland Enhanced HIV/AIDS Reporting System (eHARS). Data for 2020 and 2021 should be interpreted with caution due to the impact of the COVID-19 pandemic on access to HIV testing and care-related services.