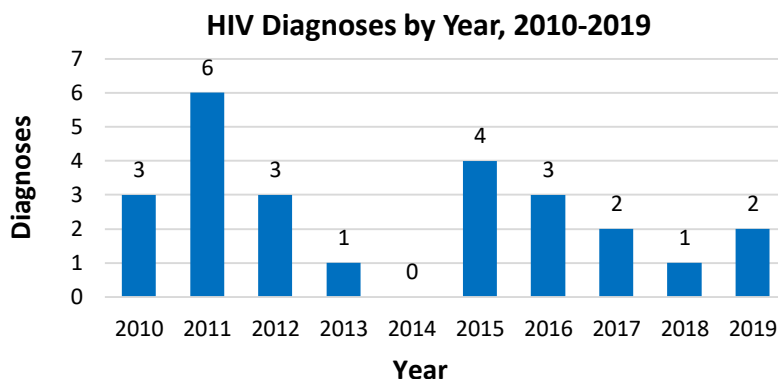


## New HIV Diagnoses

In 2019, there were 2 people diagnosed with HIV in Worcester County.

- Over the past 5 years, there have been a total of 12 new HIV diagnoses in Worcester County.
- Of the 12 HIV diagnoses in the last 5 years, 66.7% were among NH-Blacks, and 25.0% were among NH-Whites. Furthermore, 58.3% of the diagnoses were adults ages 20-29 years old, and 16.7% were among those ages 40-49.



## People Living with Diagnosed HIV

At the end of 2019, there were 67 people living with diagnosed HIV in Worcester County.

### Age on December 31, 2019

13-19	--	--
20-29	6	9.0%
30-39	6	9.0%
40-49	11	16.4%
50-59	32	47.8%
60+	12	17.9%

### Sex at Birth

Male	55	82.1%
Female	12	17.9%

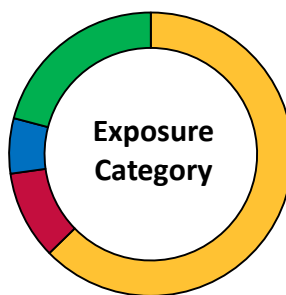
### Race/Ethnicity

Hispanic	2	3.0%
NH-Black	26	38.8%
NH-White	31	46.3%
NH-Other	8	11.9%

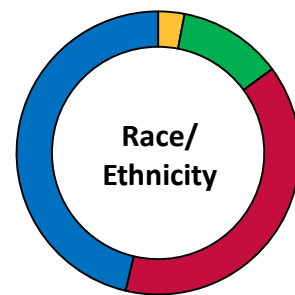
### Exposure Category

MSM	42	62.7%
IDU	7	10.1%
MSM/IDU	4	6.3%
HET	14	20.9%
Perinatal Transmission	--	--

- Rates (per 100,000) were five times as high in males (248.5) compared to females (50.2).
- Rates among people living with diagnosed HIV were 3 to 6 times higher among NH-Blacks (463.6) compared to Hispanics (136.3) and NH-Whites (82.5). 46.3% of people living with diagnosed HIV in Worcester County were NH-White.



■ MSM ■ IDU  
■ MSM/IDU ■ HET



■ Hispanic ■ NH-Other  
■ NH-Black ■ NH-White

NH: Non-Hispanic | HET: Heterosexual Contact | IDU: Injection Drug Use | MSM: Male-to-male Sexual Contact

Jurisdiction of residence from the most recent report since 1/1/2009. Multiple imputation was used to estimate and adjust for missing exposure category. Values may not sum to total. Other exposure categories not shown.  
Data represents adults and adolescents (ages 13+) only.

Data reported through 6/30/2020 from the Maryland Enhanced HIV/AIDS Reporting System (eHARS).  
Center for HIV Surveillance, Epidemiology and Evaluation  
Prevention and Health Promotion Administration  
Maryland Department of Health