



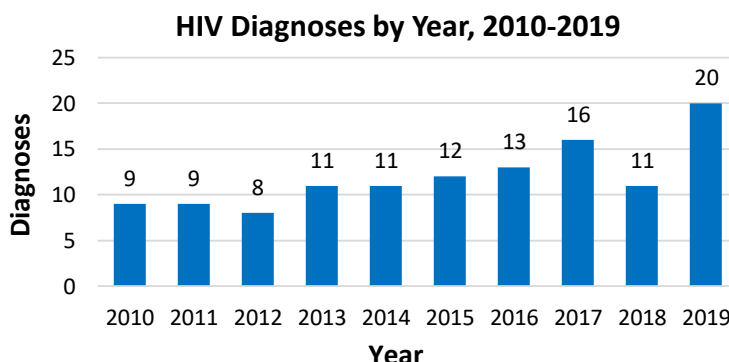
HIV IN WICOMICO COUNTY, 2019

SEPTEMBER 2020

New HIV Diagnoses

In 2019, there were 20 people diagnosed with HIV in Wicomico County.

- 70.0% of the 20 reported HIV diagnoses in Wicomico County in 2019 were NH-Black, and 15.0% were NH-White.
- Of the 20 HIV diagnoses in 2019, 55.0% were among adults ages 20-29 years old, 30.0% were among those ages 30-39, and 10.0% were among those ages 50-59.



People Living with Diagnosed HIV

At the end of 2019, there were 264 people living with diagnosed HIV in Wicomico County.

Age on December 31, 2019

13-19	--	--
20-29	42	15.9%
30-39	46	17.4%
40-49	41	15.5%
50-59	72	27.3%
60+	63	23.9%

Sex at Birth

Male	180	68.2%
Female	84	31.8%

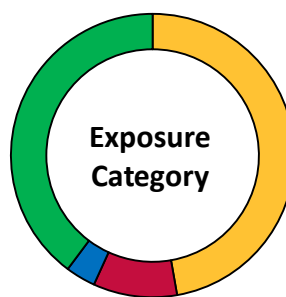
Race/Ethnicity

Hispanic	16	6.1%
NH-Black	173	65.5%
NH-White	56	21.2%
NH-Other	19	7.2%

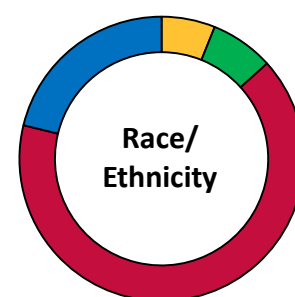
Exposure Category

MSM	124	46.9%
IDU	25	9.5%
MSM/IDU	9	3.4%
HET	104	39.5%
Perinatal Transmission	2	0.8%

- Rates (per 100,000) were two times as high in males (441.1) compared to females (180.5).
- Rates among people living with diagnosed HIV were 2 to 8 times higher among NH-Blacks (775.0) compared to Hispanics (402.9) and NH-Whites (99.0). 65.5% of people living with diagnosed HIV in Wicomico County were NH-Black.



MSM IDU
MSM/IDU HET



Hispanic NH-Other
NH-Black NH-White

NH: Non-Hispanic | HET: Heterosexual Contact | IDU: Injection Drug Use | MSM: Male-to-male Sexual Contact

Jurisdiction of residence from the most recent report since 1/1/2009. Multiple imputation was used to estimate and adjust for missing exposure category. Values may not sum to total. Other exposure categories not shown.
Data represents adults and adolescents (ages 13+) only.

Data reported through 6/30/2020 from the Maryland Enhanced HIV/AIDS Reporting System (eHARS).
Center for HIV Surveillance, Epidemiology and Evaluation
Prevention and Health Promotion Administration
Maryland Department of Health