



HIV IN WASHINGTON COUNTY, 2019

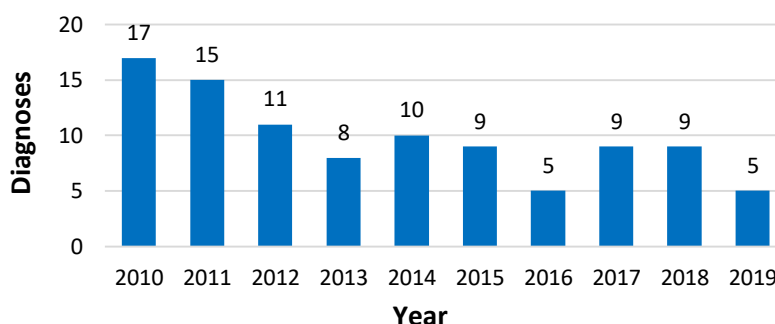
SEPTEMBER 2020

New HIV Diagnoses

In 2019, there were 5 people diagnosed with HIV in Washington County.

- 60.0% of the 5 reported HIV diagnoses in Washington County in 2019 were NH-White, and 40.0% were NH-Black.
- Of the 5 HIV diagnoses in 2019, 60.0% were among adults ages 30-39 years old, 20.0% were among those ages 20-29, and 20.0% were among those ages 50-59.

HIV Diagnoses by Year, 2010-2019



People Living with Diagnosed HIV

At the end of 2019, there were 349 people living with diagnosed HIV in Washington County.

Age on December 31, 2019

13-19	2	0.6%
20-29	33	9.5%
30-39	48	13.8%
40-49	83	23.8%
50-59	116	33.2%
60+	67	19.2%

Sex at Birth

Male	242	69.3%
Female	107	30.7%

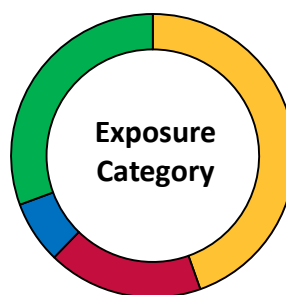
Race/Ethnicity

Hispanic	30	8.6%
NH-Black	127	36.4%
NH-White	162	46.4%
NH-Other	30	8.6%

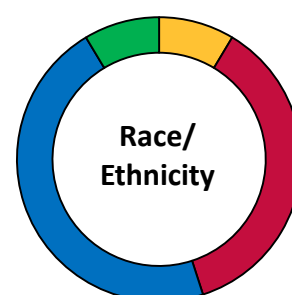
Exposure Category

MSM	153	43.8%
IDU	61	17.4%
MSM/IDU	25	7.0%
HET	105	30.1%
Perinatal Transmission	4	1.1%

- Rates (per 100,000) were two times as high in males (372.2) compared to females (170.4).
- Rates among people living with diagnosed HIV were 2 to 5 times higher among NH-Blacks (847.6) compared to Hispanics (471.8) and NH-Whites (159.9). 46.4% of people living with diagnosed HIV in Washington County were NH-White.



■ MSM
 ■ IDU
 ■ MSM/IDU
 ■ HET



■ Hispanic
 ■ NH-Black
 ■ NH-White
 ■ NH-Other

NH: Non-Hispanic | HET: Heterosexual Contact | IDU: Injection Drug Use | MSM: Male-to-male Sexual Contact

Jurisdiction of residence from the most recent report since 1/1/2009. Multiple imputation was used to estimate and adjust for missing exposure category. Values may not sum to total. Other exposure categories not shown.
Data represents adults and adolescents (ages 13+) only.

Data reported through 6/30/2020 from the Maryland Enhanced HIV/AIDS Reporting System (eHARS).
Center for HIV Surveillance, Epidemiology and Evaluation
Prevention and Health Promotion Administration
Maryland Department of Health