



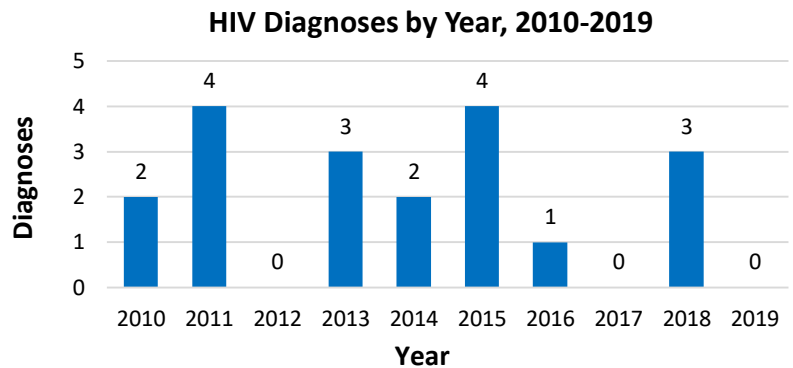
# HIV IN TALBOT COUNTY, 2019

SEPTEMBER 2020

## New HIV Diagnoses

In 2019, there were 0 new HIV diagnoses in Talbot County.

- Over the past 5 years, there have been a total of 8 new HIV diagnoses in Talbot County.
- Of the 8 HIV diagnoses in the past 5 years, 62.5% were among NH-Blacks, and 12.5% were among NH-Whites. Furthermore, 50.0% of the diagnoses were among adults ages 20-29 years old.



## People Living with Diagnosed HIV

At the end of 2019, there were 75 people living with diagnosed HIV in Talbot County.

### Age on December 31, 2019

13-19	--	--
20-29	6	8.0%
30-39	5	6.7%
40-49	10	13.3%
50-59	27	36.0%
60+	27	36.0%

### Sex at Birth

Male	58	77.3%
Female	17	22.7%

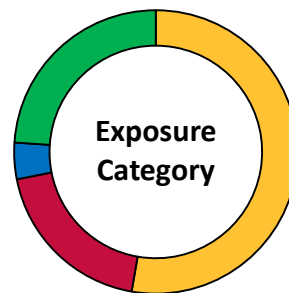
### Race/Ethnicity

Hispanic	4	5.3%
NH-Black	35	46.7%
NH-White	30	40.0%
NH-Other	6	8.0%

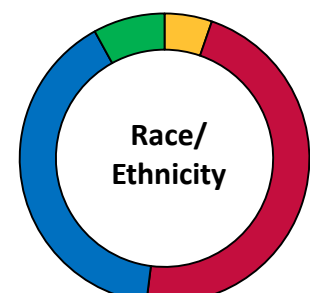
### Exposure Category

MSM	39	52.0%
IDU	14	18.9%
MSM/IDU	3	4.1%
HET	18	23.6%
Perinatal Transmission	1	1.3%

- Rates (per 100,000) were four times as high in males (383.1) compared to females (98.4).
- Rates among people living with diagnosed HIV were 4 to 8 times higher among NH-Blacks (894.9) compared to Hispanics (226.5) and NH-Whites (116.0). 46.7% of people living with diagnosed HIV in Talbot County were NH-Black.



■ MSM    ■ IDU  
■ MSM/IDU    ■ HET



■ Hispanic    ■ NH-Black  
■ NH-White    ■ NH-Other

NH: Non-Hispanic | HET: Heterosexual Contact | IDU: Injection Drug Use | MSM: Male-to-male Sexual Contact

Jurisdiction of residence from the most recent report since 1/1/2009. Multiple imputation was used to estimate and adjust for missing exposure category. Values may not sum to total. Other exposure categories not shown. Data represents adults and adolescents (ages 13+) only.

Data reported through 6/30/2020 from the Maryland Enhanced HIV/AIDS Reporting System (eHARS).  
 Center for HIV Surveillance, Epidemiology and Evaluation  
 Prevention and Health Promotion Administration  
 Maryland Department of Health