



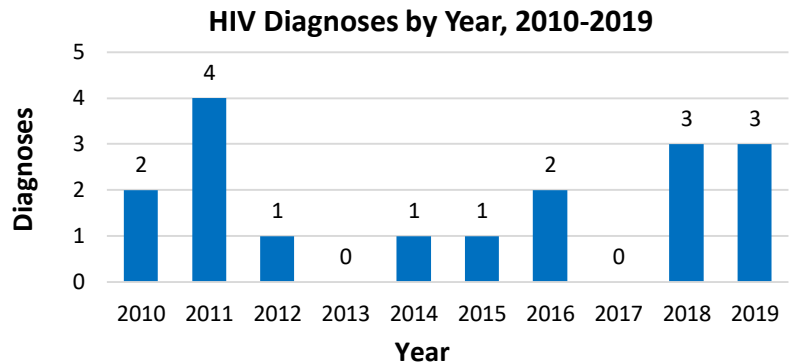
HIV IN QUEEN ANNE'S COUNTY, 2019

SEPTEMBER 2020

New HIV Diagnoses

In 2019, there were 3 people diagnosed with HIV in Queen Anne's County.

- Over the past 5 years, there have been a total of 9 new HIV diagnoses in Queen Anne's County.
- Of the 9 HIV diagnoses in the past 5 years, 66.7% were among NH-Whites, and 22.2% were among NH-Blacks. Furthermore, 44.4% of diagnoses were among adults ages 50-59 years old, and 22.2% were among those ages 30-39.



People Living with Diagnosed HIV

At the end of 2019, there were 57 people living with diagnosed HIV in Queen Anne's County.

Age on December 31, 2019

13-19	--	--
20-29	3	5.3%
30-39	12	21.1%
40-49	4	7.0%
50-59	24	42.1%
60+	14	24.6%

Sex at Birth

Male	44	77.2%
Female	13	22.8%

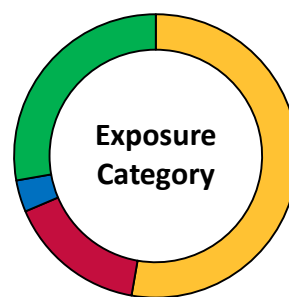
Race/Ethnicity

Hispanic	3	5.3%
NH-Black	25	43.9%
NH-White	24	42.1%
NH-Other	5	8.8%

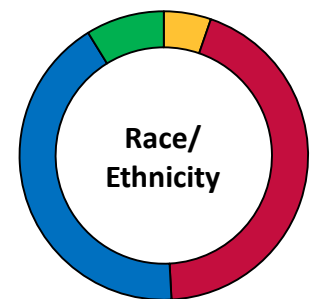
Exposure Category

MSM	29	50.9%
IDU	9	15.3%
MSM/IDU	2	3.5%
HET	15	26.8%
Perinatal Transmission	2	3.5%

- Rates (per 100,000) were three times as high in males (207.2) compared to females (59.7).
- Rates among people living with diagnosed HIV were 5 to 15 times higher among NH-Blacks (939.5) compared to Hispanics (197.8) and NH-Whites (63.9). 43.9% of people living with diagnosed HIV in Queen Anne's County were NH-Black.



■ MSM ■ IDU
■ MSM/IDU ■ HET



■ Hispanic ■ NH-Black
■ NH-White ■ NH-Other

NH: Non-Hispanic | HET: Heterosexual Contact | IDU: Injection Drug Use | MSM: Male-to-male Sexual Contact

Jurisdiction of residence from the most recent report since 1/1/2009. Multiple imputation was used to estimate and adjust for missing exposure category. Values may not sum to total. Other exposure categories not shown. Data represents adults and adolescents (ages 13+) only.

Data reported through 6/30/2020 from the Maryland Enhanced HIV/AIDS Reporting System (eHARS).
Center for HIV Surveillance, Epidemiology and Evaluation
Prevention and Health Promotion Administration
Maryland Department of Health