



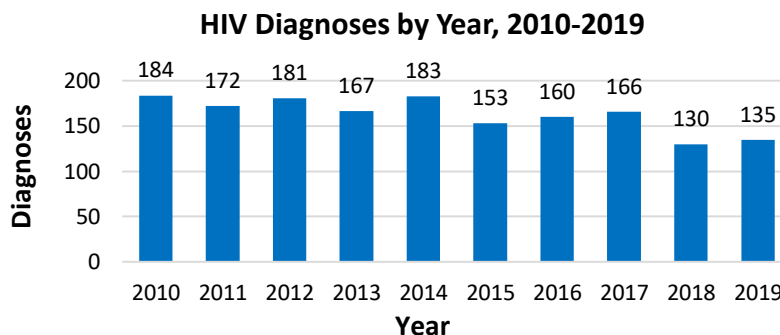
HIV IN MONTGOMERY COUNTY, 2020

SEPTEMBER 2020

New HIV Diagnoses

In 2019, there were 135 people diagnosed with HIV in Montgomery County.

- 62.2% of the 135 reported HIV diagnoses in Montgomery County in 2019 were NH-Black, and 21.5% were Hispanic.
- Of the 135 HIV diagnoses in 2019, 33.3% were among adults ages 30-39 years old, 27.4% were among those ages 20-29, and 18.5% were among those ages 40-49.



People Living with Diagnosed HIV

At the end of 2019, there were 3,544 people living with diagnosed HIV in Montgomery County.

Age on December 31, 2019

13-19	22	0.6%
20-29	261	7.4%
30-39	641	18.1%
40-49	913	25.8%
50-59	1,000	28.2%
60+	707	19.9%

Sex at Birth

Male	2,190	61.8%
Female	1,354	38.2%

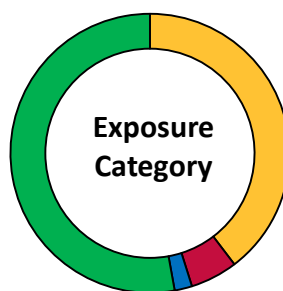
Race/Ethnicity

Hispanic	538	15.2%
NH-Black	2,205	62.2%
NH-White	538	15.2%
NH-Other	263	7.4%

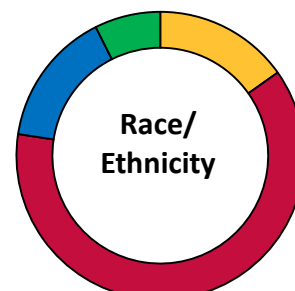
Exposure Category

MSM	1,385	39.1%
IDU	191	5.4%
MSM/IDU	69	2.0%
HET	1,846	52.1%
Perinatal Transmission	39	1.1%

- Rates (per 100,000) were two times as high in males (522.5) compared to females (295.5).
- Rates among people living with diagnosed HIV were 4 to 10 times higher among NH-Blacks (1,368.6) compared to Hispanics (334.2) and NH-Whites (136.4). 62.2% of people living with diagnosed HIV in Montgomery County were NH-Black.



■ MSM
 ■ IDU
 ■ MSM/IDU
 ■ HET



■ Hispanic
 ■ NH-Black
 ■ NH-White
 ■ NH-Other

NH: Non-Hispanic | **HET:** Heterosexual Contact | **IDU:** Injection Drug Use | **MSM:** Male-to-male Sexual Contact

Jurisdiction of residence from the most recent report since 1/1/2009. Multiple imputation was used to estimate and adjust for missing exposure category. Values may not sum to total. Other exposure categories not shown.
Data represents adults and adolescents (ages 13+) only.

Data reported through 6/30/2020 from the Maryland Enhanced HIV/AIDS Reporting System (eHARS).
Center for HIV Surveillance, Epidemiology and Evaluation
Prevention and Health Promotion Administration
Maryland Department of Health