



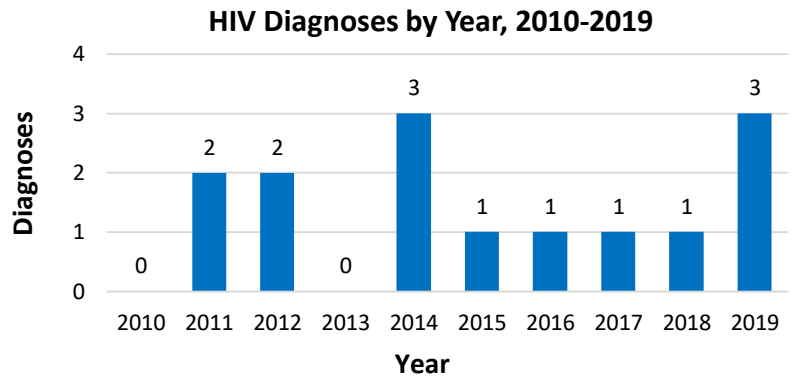
# HIV IN KENT COUNTY, 2019

SEPTEMBER 2020

## New HIV Diagnoses

In 2019, there were 3 people diagnosed with HIV in Kent County.

- Over the past 5 years, there have been a total of 7 new HIV diagnoses in Kent County.
- Of the 7 HIV diagnoses in the past 5 years, 85.7% were among NH-Blacks, and 14.3% were among Hispanics. 85.7% of the diagnoses were among adults ages 20-29 years old, and 14.3% were among those ages 40-49.



## People Living with Diagnosed HIV

At the end of 2019, there were 46 people living with diagnosed HIV in Kent County.

### Age on December 31, 2019

13-19	--	--
20-29	7	15.2%
30-39	5	10.9%
40-49	7	15.2%
50-59	14	30.4%
60+	13	28.3%

### Sex at Birth

Male	36	78.3%
Female	10	21.7%

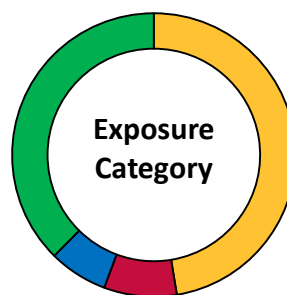
### Race/Ethnicity

Hispanic	5	10.9%
NH-Black	30	65.2%
NH-White	9	19.6%
NH-Other	2	4.3%

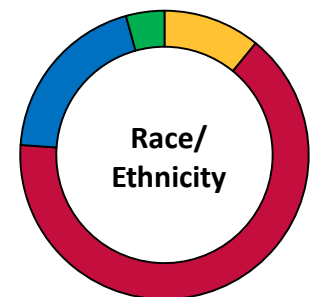
### Exposure Category

MSM	22	47.4%
IDU	4	8.3%
MSM/IDU	3	6.7%
HET	17	37.6%
Perinatal Transmission	--	--

- Rates (per 100,000) were four times as high in males (435.0) compared to females (110.9).
- Rates among people living with diagnosed HIV were 2 to 19 times higher among NH-Blacks (1,244.3) compared to Hispanics (724.6) and NH-Whites (65.6). 65.2% of people living with diagnosed HIV in Kent County were NH-Black.



■ MSM ■ IDU  
■ MSM/IDU ■ HET



■ Hispanic ■ NH-Black  
■ NH-White ■ NH-Other

NH: Non-Hispanic | HET: Heterosexual Contact | IDU: Injection Drug Use | MSM: Male-to-male Sexual Contact

Jurisdiction of residence from the most recent report since 1/1/2009. Multiple imputation was used to estimate and adjust for missing exposure category. Values may not sum to total. Other exposure categories not shown.  
Data represents adults and adolescents (ages 13+) only.

Data reported through 6/30/2020 from the Maryland Enhanced HIV/AIDS Reporting System (eHARS).  
Center for HIV Surveillance, Epidemiology and Evaluation  
Prevention and Health Promotion Administration  
Maryland Department of Health