



# HIV IN HOWARD COUNTY, 2019

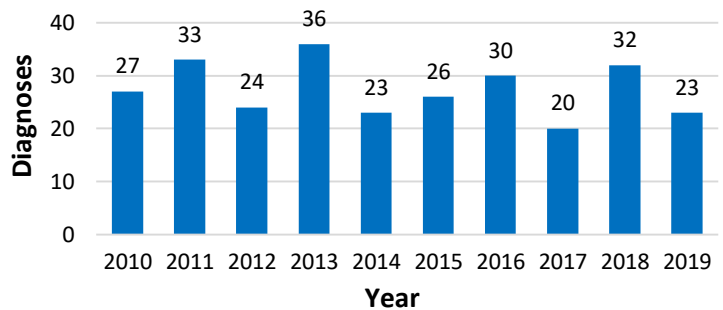
SEPTEMBER 2020

## New HIV Diagnoses

In 2019, there were 23 people diagnosed with HIV in Howard County.

- 69.6% of the 23 reported HIV diagnoses in Howard County in 2019 were NH-Black, and 13.0% were Hispanic.
- Of the 23 HIV diagnoses in 2019, 39.1% were among adults ages 30-39 years old, 34.8% were among those ages 20-29, and 13.0% were among those ages 40-49.

HIV Diagnoses by Year, 2010-2019



## People Living with Diagnosed HIV

At the end of 2019, there were 695 people living with diagnosed HIV in Howard County.

### Age on December 31, 2019

13-19	4	0.6%
20-29	60	8.6%
30-39	146	21.0%
40-49	157	22.6%
50-59	197	28.3%
60+	131	18.8%

### Sex at Birth

Male	434	62.4%
Female	261	37.6%

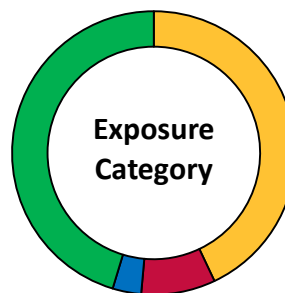
### Race/Ethnicity

Hispanic	53	7.6%
NH-Black	442	63.6%
NH-White	130	18.7%
NH-Other	70	10.1%

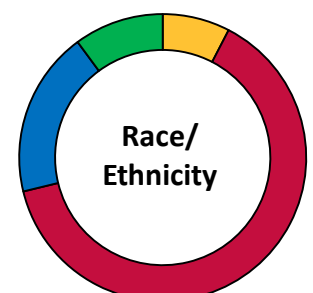
### Exposure Category

MSM	293	42.1%
IDU	58	8.3%
MSM/IDU	22	3.2%
HET	309	44.4%
Perinatal Transmission	10	1.4%

- Rates (per 100,000) were two times as high in males (331.2) compared to females (187.0).
- Rates among people living with diagnosed HIV were 3 to 9 times higher among NH-Blacks (845.9) compared to Hispanics (297.9) and NH-Whites (91.7). 63.6% of people living with diagnosed HIV in Howard County were NH-Black.



MSM IDU  
MSM/IDU HET



Hispanic NH-Black  
NH-White NH-Other

NH: Non-Hispanic | HET: Heterosexual Contact | IDU: Injection Drug Use | MSM: Male-to-male Sexual Contact

Jurisdiction of residence from the most recent report since 1/1/2009. Multiple imputation was used to estimate and adjust for missing exposure category. Values may not sum to total. Other exposure categories not shown. Data represents adults and adolescents (ages 13+) only.

Data reported through 6/30/2020 from the Maryland Enhanced HIV/AIDS Reporting System (eHARS).  
Center for HIV Surveillance, Epidemiology and Evaluation  
Prevention and Health Promotion Administration  
Maryland Department of Health