



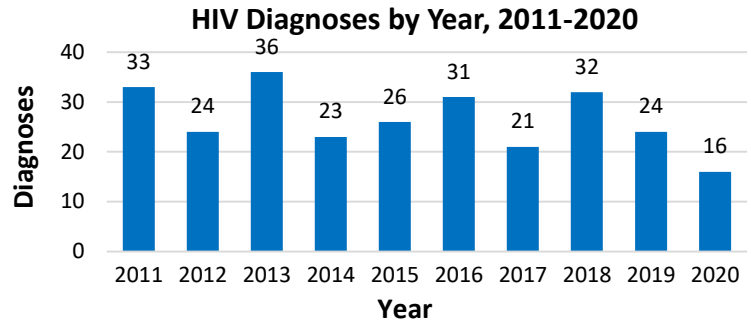
HIV IN HOWARD COUNTY, 2020

DATA REPORTED THROUGH JUNE 30, 2021

New HIV Diagnoses

In 2020, there were 16 people diagnosed with HIV in Howard County.

- 43.8% of the 16 reported HIV diagnoses in Howard County in 2020 were NH-Black and 31.3% were Hispanic.
- Of the 16 HIV diagnoses in 2020, 43.8% were among adults ages 20-29 years old, 43.8% were among those ages 30-39, and 6.3% were among those ages 40-49 as well as 50-59.



People Living with Diagnosed HIV

At the end of 2020, there were 701 people living with diagnosed HIV in Howard County.

Age on December 31, 2020

13-19	3	0.4%
20-29	62	8.8%
30-39	147	21.0%
40-49	158	22.5%
50-59	192	27.4%
60+	139	19.8%

Sex at Birth

Male	439	62.6%
Female	262	37.4%

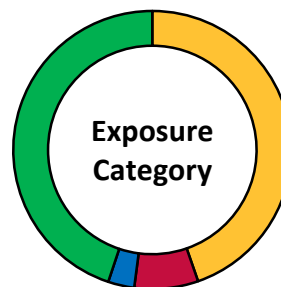
Race/Ethnicity

Hispanic	55	7.8%
NH-Black	450	64.2%
NH-White	125	17.8%
NH-Other	71	10.1%

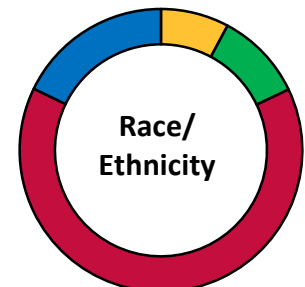
Exposure Category

MSM	308	43.9%
IDU	51	7.3%
MSM/IDU	21	3.0%
HET	309	44.1%
Perinatal Transmission	8	1.1%

- Rates (per 100,000) were two times as high in males (332.4) compared to females (186.0).
- Rates among people living with diagnosed HIV were 3 to 10 times higher among NH-Blacks (846.4) compared to Hispanics (296.8) and NH-Whites (88.7). 64.2% of people living with diagnosed HIV in Howard County were NH-Black.



■ MSM ■ IDU
■ MSM/IDU ■ HET



■ Hispanic ■ NH-Other
■ NH-Black ■ NH-White

NH: Non-Hispanic | HET: Heterosexual Contact | IDU: Injection Drug Use | MSM: Male-to-male Sexual Contact

Center for HIV Surveillance, Epidemiology and Evaluation
Prevention and Health Promotion Administration
Maryland Department of Health
<http://phpa.health.maryland.gov/OIDEOR/CHSE>

Multiple imputation was used to estimate and adjust for missing exposure category. Data represents adults and adolescents (ages 13+) only.
Data source: Maryland Enhanced HIV/AIDS Reporting System (eHARS).
Data for 2020 should be interpreted with caution due to the impact of the COVID-19 pandemic on access to HIV testing and care-related services.