



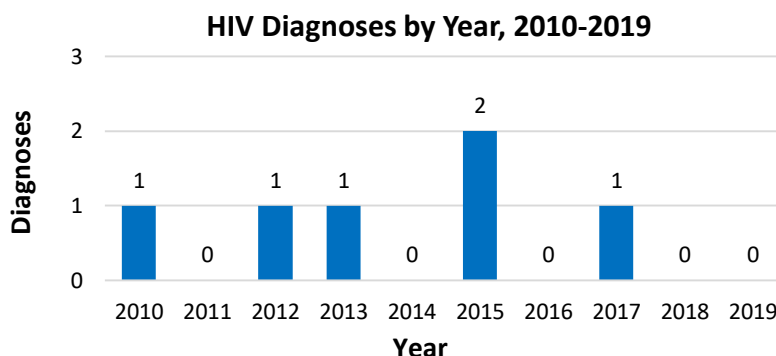
HIV IN GARRETT COUNTY, 2019

SEPTEMBER 2020

New HIV Diagnoses

In 2019, there were 0 new HIV diagnoses in Garrett County.

- Over the past 10 years, there have been a total of 6 new HIV diagnoses in Garrett County.
- Of the 6 HIV diagnoses in the past 10 years, 83.3% were among NH-Whites. Furthermore, 66.7% of the diagnoses were among adults ages 20-29 years old, and 16.7% were among those ages 30-39.



People Living with Diagnosed HIV

At the end of 2019, there were 17 people living with diagnosed HIV in Garrett County.

Age on December 31, 2019

13-19	--	--
20-29	3	17.6%
30-39	1	5.9%
40-49	3	17.6%
50-59	9	52.9%
60+	1	5.9%

- Rates (per 100,000) were three times as high in males (104.3) compared to females (31.1).
- Of the 17 people currently living with diagnosed HIV in Garrett County, 12 (69.4%) had an estimated or reported exposure of MSM, followed by 17.6% for IDU exposure and 12.9% for HET exposure.

Sex at Birth

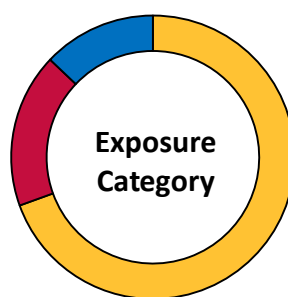
Male	13	76.5%
Female	4	23.5%

Race/Ethnicity

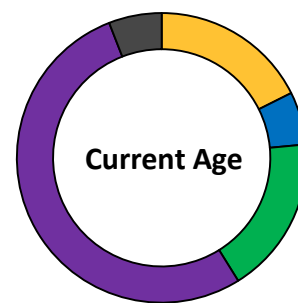
Hispanic	--	--
NH-Black	***	***
NH-White	13	76.5%
NH-Other	***	***

Exposure Category

MSM	12	69.4%
IDU	3	17.6%
MSM/IDU	--	--
HET	2	12.9%
Perinatal Transmission	--	--



■ MSM ■ IDU ■ HET



■ 20-29 ■ 30-39 ■ 40-49
■ 50-59 ■ 60+

*** Data withheld due to low population counts and/or small numbers

NH: Non-Hispanic | HET: Heterosexual Contact | IDU: Injection Drug Use | MSM: Male-to-male Sexual Contact

Jurisdiction of residence from the most recent report since 1/1/2009. Multiple imputation was used to estimate and adjust for missing exposure category. Values may not sum to total. Other exposure categories not shown.
Data represents adults and adolescents (ages 13+) only.

Data reported through 6/30/2020 from the Maryland Enhanced HIV/AIDS Reporting System (eHARS).
Center for HIV Surveillance, Epidemiology and Evaluation
Prevention and Health Promotion Administration
Maryland Department of Health