



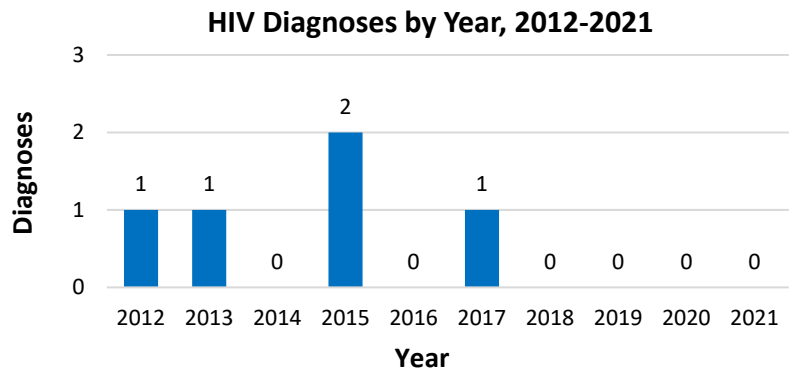
# HIV IN GARRETT COUNTY, 2021

DATA REPORTED THROUGH JUNE 30, 2022

## New HIV Diagnoses

In 2021, there were 0 new HIV diagnoses in Garrett County.

- Over the past 10 years, there have been a total of 5 new HIV diagnoses in Garrett County.
- Of the 5 HIV diagnoses in the past 10 years, 80.0% were among NH-White people. Furthermore, 60.0% of the diagnoses were among adults ages 20-29 years old.



## People Living with Diagnosed HIV

At the end of 2021, there were 16 people living with diagnosed HIV in Garrett County.

### Age on December 31, 2020

13-19	0	0.0%
20-29	3	18.8%
30-39	2	12.5%
40-49	2	12.5%
50-59	4	25.0%
60+	5	31.3%

### Sex at Birth

Female	4	25.0%
Male	12	75.0%

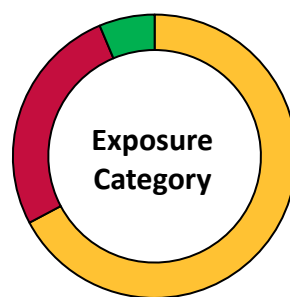
### Race/Ethnicity

Hispanic	0	0.0%
NH-Black	***	***
NH-White	12	75.0%
NH-Other	***	***

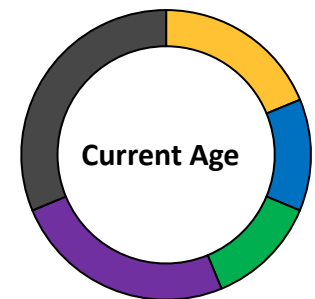
### Exposure Category

MMSC	11	66.9%
IDU	4	26.3%
MMSC/IDU	0	0.0%
HET	1	6.3%
Perinatal Transmission	0	0.0%

- Rates (per 100,000) were three times as high in males (96.2) compared to females (31.7).
- Of the 16 people currently living with diagnosed HIV in Garrett County, 11 (66.9%) had an estimated or reported exposure of MMSC, followed by 26.3% for IDU exposure and 6.3% for HET exposure.



MMSC IDU HET



20-29 30-39 40-49  
50-59 60+

\*\*\* Data withheld due to low population counts and/or small numbers

NH: Non-Hispanic | HET: Heterosexual Contact | IDU: Injection Drug Use | MMSC: Male-to-male Sexual Contact

Center for HIV Surveillance, Epidemiology and Evaluation  
Prevention and Health Promotion Administration  
Maryland Department of Health  
<http://phpa.health.maryland.gov/OIDEOR/CHSE>

Multiple imputation was used to estimate and adjust for missing exposure category. Data represents adults and adolescents (ages 13+) only.  
Data source: Maryland Enhanced HIV/AIDS Reporting System (eHARS).  
Data for 2020 and 2021 should be interpreted with caution due to the impact of the COVID-19 pandemic on access to HIV testing and care-related services.