



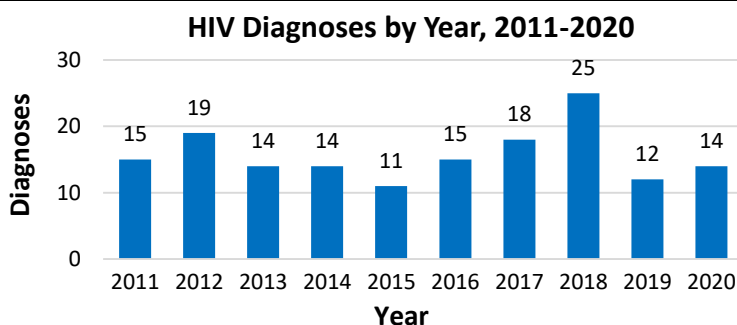
HIV IN FREDERICK COUNTY, 2020

DATA REPORTED THROUGH JUNE 30, 2021

New HIV Diagnoses

In 2020, there were 14 people diagnosed with HIV in Frederick County.

- 42.9% of the 14 reported HIV diagnoses in Frederick County in 2020 were NH-Black and 28.6% were NH-White.
- Of the 14 HIV diagnoses in 2020, 14.3% were among adults ages 20-29 years old, 57.1% were among those ages 30-39, and 21.4% were among those ages 40-49.



People Living with Diagnosed HIV

At the end of 2020, there were 470 people living with diagnosed HIV in Frederick County.

Age on December 31, 2020

13-19	2	0.4%
20-29	35	7.4%
30-39	76	16.2%
40-49	113	24.0%
50-59	145	30.9%
60+	99	21.1%

Sex at Birth

Male	310	66.0%
Female	160	34.0%

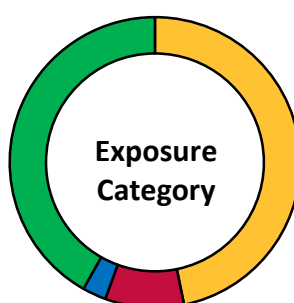
Race/Ethnicity

Hispanic	57	12.1%
NH-Black	196	41.7%
NH-White	180	38.3%
NH-Other	37	7.9%

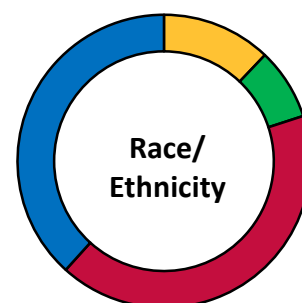
Exposure Category

MSM	216	45.9%
IDU	40	8.6%
MSM/IDU	12	2.6%
HET	193	41.0%
Perinatal Transmission	4	0.9%

- Rates (per 100,000) were two times as high in males (285.4) compared to females (141.4).
- Rates among people living with diagnosed HIV were 3 to 8 times higher among NH-Blacks (877.8) compared to Hispanics (262.7) and NH-Whites (111.5). 41.7% of people living with diagnosed HIV in Frederick County were NH-Black.



■ MSM
 ■ IDU
 ■ MSM/IDU
 ■ HET
 ■ Perinatal Transmission



■ Hispanic
 ■ NH-Other
 ■ NH-Black
 ■ NH-White

NH: Non-Hispanic | HET: Heterosexual Contact | IDU: Injection Drug Use | MSM: Male-to-male Sexual Contact

Center for HIV Surveillance, Epidemiology and Evaluation
Prevention and Health Promotion Administration
Maryland Department of Health
<http://phpa.health.maryland.gov/OIDEOR/CHSE>

Multiple imputation was used to estimate and adjust for missing exposure category. Data represents adults and adolescents (ages 13+) only. Data source: Maryland Enhanced HIV/AIDS Reporting System (eHARS). Data for 2020 should be interpreted with caution due to the impact of the COVID-19 pandemic on access to HIV testing and care-related services.