



HIV IN DORCHESTER COUNTY, 2019

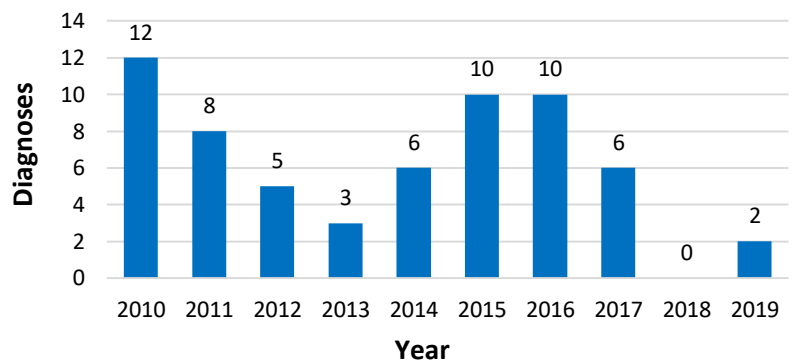
SEPTEMBER 2020

New HIV Diagnoses

In 2019, there were 2 people diagnosed with HIV in Dorchester County.

- Over the past 5 years, there have been a total of 28 new HIV diagnoses in Dorchester County.
- Of the 28 HIV diagnoses in the past 5 years, 67.9% were among NH-Blacks, and 17.9% were among NH-Whites. Furthermore, 39.3% of the diagnoses were among adults ages 50-59 years old, and 35.7% were among those ages 20-29.

HIV Diagnoses by Year, 2010-2019



People Living with Diagnosed HIV

At the end of 2019, there were 148 people living with diagnosed HIV in Dorchester County.

Age on December 31, 2019

13-19	1	0.7%
20-29	12	8.1%
30-39	18	12.2%
40-49	40	27.0%
50-59	42	28.4%
60+	35	23.6%

Sex at Birth

Male	97	65.5%
Female	51	34.5%

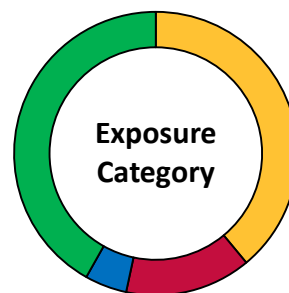
Race/Ethnicity

Hispanic	14	9.5%
NH-Black	97	65.5%
NH-White	28	18.9%
NH-Other	9	6.1%

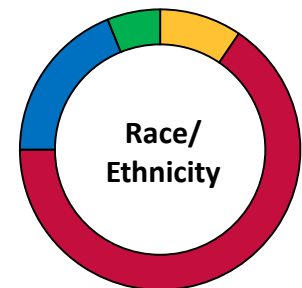
Exposure Category

MSM	57	38.2%
IDU	21	14.1%
MSM/IDU	7	4.7%
HET	61	41.0%
Perinatal Transmission	1	0.7%

- Rates (per 100,000) were two times as high in males (765.3) compared to females (352.0).
- Rates among people living with diagnosed HIV were 1.5 to 9 times higher among NH-Blacks (1,343.1) compared to Hispanics (1,010.1) and NH-Whites (157.9). 65.5% of people living with diagnosed HIV in Dorchester County were NH-Black.



■ MSM ■ IDU
■ MSM/IDU ■ HET



■ Hispanic ■ NH-Black
■ NH-White ■ NH-Other

NH: Non-Hispanic | HET: Heterosexual Contact | IDU: Injection Drug Use | MSM: Male-to-male Sexual Contact

Jurisdiction of residence from the most recent report since 1/1/2009. Multiple imputation was used to estimate and adjust for missing exposure category. Values may not sum to total. Other exposure categories not shown. Data represents adults and adolescents (ages 13+) only.

Data reported through 6/30/2020 from the Maryland Enhanced HIV/AIDS Reporting System (eHARS).
Center for HIV Surveillance, Epidemiology and Evaluation
Prevention and Health Promotion Administration
Maryland Department of Health