



HIV IN CHARLES COUNTY, 2019

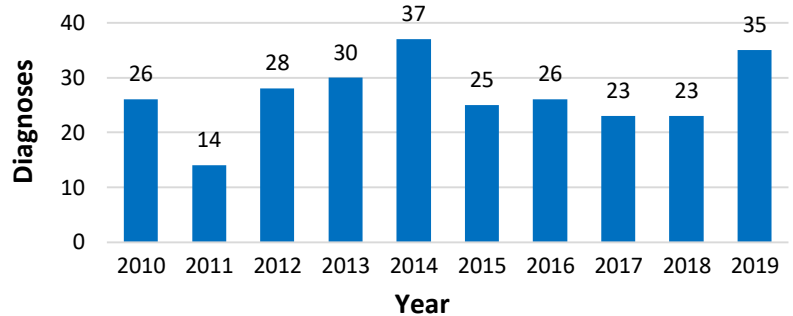
SEPTEMBER 2020

New HIV Diagnoses

In 2019, there were 35 people diagnosed with HIV in Charles County.

- 68.6% of the 35 reported HIV diagnoses in Charles County in 2019 were NH-Black, and 17.1% were NH-White.
- Of the 35 HIV diagnoses in 2019, 37.1% were among adults ages 20-29 years old, 25.7% were among those ages 40-49, and 20.0% were among those ages 30-39.

HIV Diagnoses by Year, 2010-2019



People Living with Diagnosed HIV

At the end of 2019, there were 616 people living with diagnosed HIV in Charles County.

Age on December 31, 2019

13-19	4	0.6%
20-29	81	13.1%
30-39	138	22.4%
40-49	131	21.3%
50-59	181	29.4%
60+	81	13.1%

Sex at Birth

Male	414	67.2%
Female	202	32.8%

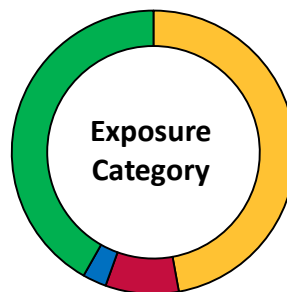
Race/Ethnicity

Hispanic	24	3.9%
NH-Black	481	78.1%
NH-White	82	13.3%
NH-Other	29	4.7%

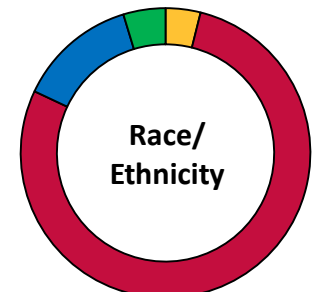
Exposure Category

MSM	288	46.8%
IDU	51	8.3%
MSM/IDU	17	2.7%
HET	256	41.5%
Perinatal Transmission	2	0.3%

- Rates (per 100,000) were more than two times as high in males (639.0) compared to females (238.5).
- Rates among people living with diagnosed HIV were 2 to 5 times higher among NH-Blacks (724.1) compared to Hispanics (326.1) and NH-Whites (155.1). 78.1% of people living with diagnosed HIV in Charles County were NH-Black.



■ MSM ■ IDU
■ MSM/IDU ■ HET



■ Hispanic ■ NH-Black
■ NH-White ■ NH-Other

NH: Non-Hispanic | HET: Heterosexual Contact | IDU: Injection Drug Use | MSM: Male-to-male Sexual Contact

Jurisdiction of residence from the most recent report since 1/1/2009. Multiple imputation was used to estimate and adjust for missing exposure category. Values may not sum to total. Other exposure categories not shown. Data represents adults and adolescents (ages 13+) only.

Data reported through 6/30/2020 from the Maryland Enhanced HIV/AIDS Reporting System (eHARS).
Center for HIV Surveillance, Epidemiology and Evaluation
Prevention and Health Promotion Administration
Maryland Department of Health