



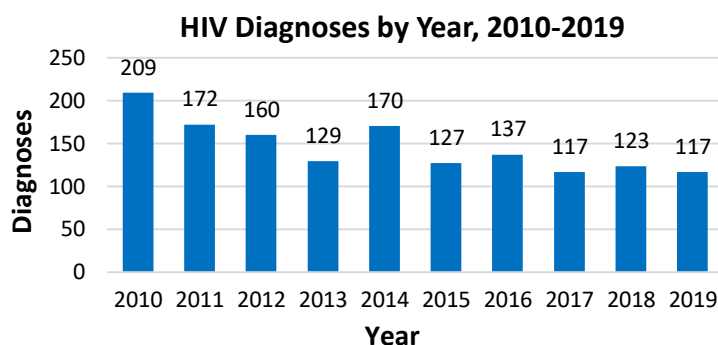
HIV IN BALTIMORE COUNTY, 2019

SEPTEMBER 2020

New HIV Diagnoses

In 2019, there were 117 people diagnosed with HIV in Baltimore County.

- 73.5% of the 117 reported HIV diagnoses in Baltimore County in 2019 were NH-Black, and 16.2% were NH-White.
- Of the 117 HIV diagnoses in 2019, 41.9% were among adults ages 20-29 years old, 18.8% were among those ages 30-39, and 16.2% were among those ages 50-59.



People Living with Diagnosed HIV

At the end of 2019, there were 3,769 people living with diagnosed HIV in Baltimore County.

Age on December 31, 2019

13-19	22	0.6%
20-29	325	8.6%
30-39	709	18.8%
40-49	808	21.4%
50-59	1,086	28.8%
60+	819	21.7%

Sex at Birth

Male	2,365	62.7%
Female	1,404	37.3%

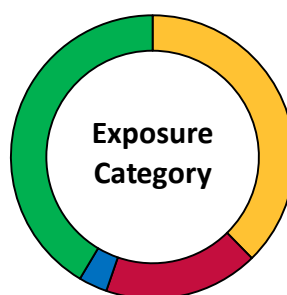
Race/Ethnicity

Hispanic	185	4.9%
NH-Black	2,664	70.7%
NH-White	620	16.4%
NH-Other	300	8.0%

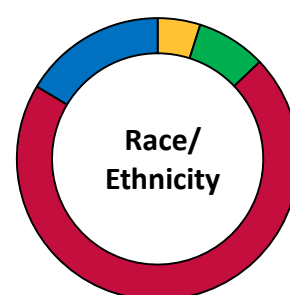
Exposure Category

MSM	1,389	36.9%
IDU	653	17.3%
MSM/IDU	121	3.2%
HET	1,529	40.6%
Perinatal Transmission	67	1.8%

- Rates (per 100,000) were two times as high in males (724.5) compared to females (377.1).
- Rates among people living with diagnosed HIV were 2 to 9 times higher among NH-Blacks (1,324.0) compared to Hispanics (537.6) and NH-Whites (152.9). 70.7% of people living with diagnosed HIV in Baltimore County were NH-Black.



MSM IDU
MSM/IDU HET



Hispanic NH-Other
NH-Black NH-White

NH: Non-Hispanic | HET: Heterosexual Contact | IDU: Injection Drug Use | MSM: Male-to-male Sexual Contact

Jurisdiction of residence from the most recent report since 1/1/2009. Multiple imputation was used to estimate and adjust for missing exposure category. Values may not sum to total. Other exposure categories not shown.
Data represents adults and adolescents (ages 13+) only.

Data reported through 6/30/2020 from the Maryland Enhanced HIV/AIDS Reporting System (eHARS).
Center for HIV Surveillance, Epidemiology and Evaluation
Prevention and Health Promotion Administration
Maryland Department of Health