



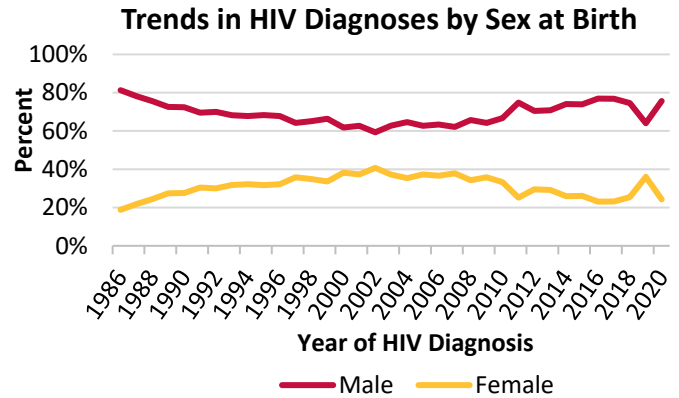
HIV AMONG FEMALES IN BALTIMORE CITY, 2020

DATA REPORTED THROUGH JUNE 30, 2021

New HIV Diagnoses in Baltimore City

In 2020, there were 43 reported HIV diagnoses among females.

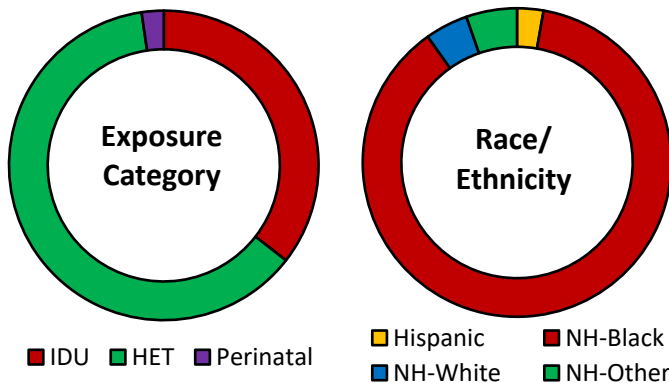
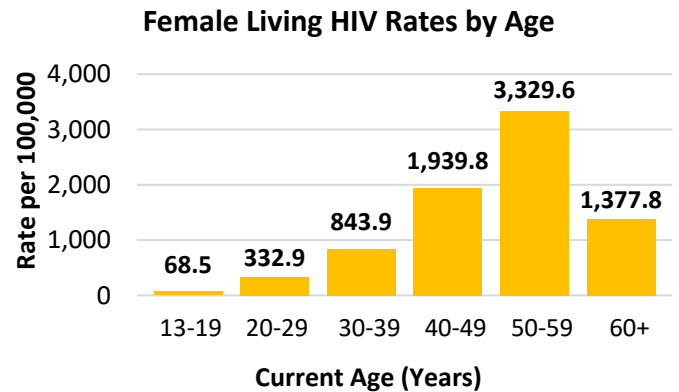
- Females accounted for 24.3% of the 177 reported HIV diagnoses in 2020.
- It is estimated that an additional 8.0% of females living with HIV in Maryland and 7.3% of females living with HIV in Baltimore City remain undiagnosed, as of 2019.
- Most HIV diagnoses among females during 2020 were attributed to HET (82.6%).
- Of the 43 reported HIV diagnoses among females, 83.7% were among NH-Black people and 16.3% among other races.



Characteristics of Females Living with HIV in Baltimore City

At the end of 2020, there were 3,553 females living with diagnosed HIV.

- Rates (per 100,000) were twice as high in males (2,990.3) compared to females (1,320.7).
- Of the 3,553 females living with diagnosed HIV, 76.3% had a viral load test result reported in 2020. Of the females with a test result, 88.0% had a suppressed viral load.



- Rates among females (all ages) living with diagnosed HIV were 2 to 8 times higher among NH-Blacks (1,571.8 per 100,000) as compared to other races. In other words, 1 in every 64 NH-Black females in Baltimore City was reported to be living with HIV.

NH: Non-Hispanic | HET: Heterosexual Contact | IDU: Injection Drug Use

Center for HIV Surveillance, Epidemiology and Evaluation
Prevention and Health Promotion Administration
Maryland Department of Health
<http://phpa.health.maryland.gov/OIDEOR/CHSE>

Multiple imputation was used to estimate and adjust for missing exposure category.
Data represents adults and adolescents (ages 13+) only.
Data source: Maryland Enhanced HIV/AIDS Reporting System (eHARS).
Data for 2020 should be interpreted with caution due to the impact of the COVID-19 pandemic on access to HIV testing and care-related services.