


# National Highway Traffic Safety Administration



## GREAT LAKES & MID-ATLANTIC **GLMA** VIOLENCE & INJURY PREVENTION REGIONAL NETWORK



Conference Call  
April 20, 2017

Bill O'Leary  
Highway Safety Specialist

# Background

- 30 years with the VSP
- DUI Instructor
- Helped stand up DRE Program
- 3 years in drug unit, specializing in Prescription Drug Fraud and Diversion
- Retired as Commander of the Traffic Safety Section
- Currently EJS Program Manager for Impaired Driving Enforcement Training



# Until Now, Drug Problems in US Were Addressed by Individual Agencies

- Law Enforcement
- Government
- Highway Safety
- Prevention
- Treatment
- Toxicology
- Prosecution, Drug Courts
- Legislation
- State Medical Boards/Orgs



# It's a Nationwide Problem

U.S. Senate Judiciary holds drug hearing in Rutland

Fight against opioid abuse in Oklahoma will take team effort

State of Addiction:  
Oklahoma ranked No. 1 state in prescription painkiller abuse

Vermont fights drug crimes with treatment, not jail

Two charged with growing hallucinogenic mushrooms in Oklahoma City apartment

Prescription drug abuse is a growing problem in Wyoming

Holder urges use of drug to help in heroin ODs

"I've never seen in my lifetime, in this state, a law enforcement community more fully committed to prevention and treatment efforts as we have right now," Leahy said. "And I think we Vermonters ought to be proud of that."

Prescription Painkillers Seen as a Gateway to Heroin

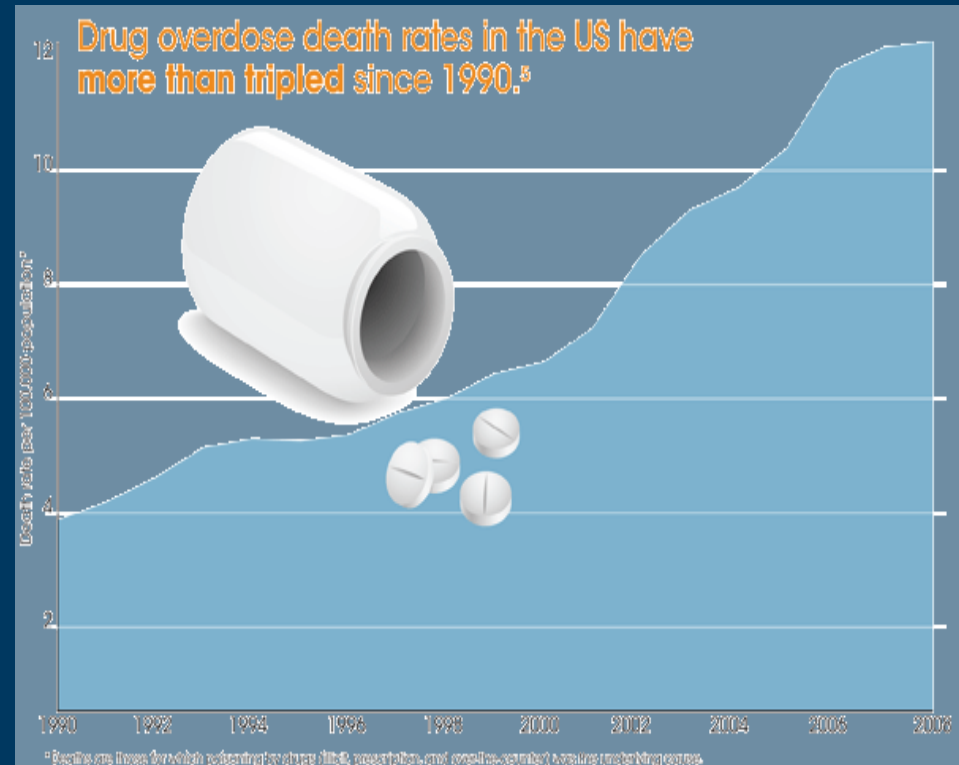
"Addiction to heroin and other opiates — including certain prescription painkillers — is impacting the lives of Americans in every state, in every region, and from every background and walk of life — and all too often, with deadly results,"

Report: Alcohol arrests down, drugs arrests up in Wyoming

"we can't arrest our way out of the issues of drugs in our community."

# Prescription Drug Abuse

- In 2010, of the 38,329 overdose deaths in the United States, 22,134 (60%) were related to prescription and OTC drugs
- In 2011, drug misuse and abuse caused about 2.5 million emergency department (ED) visits. Of these, more than 1.4 million ED visits were related to prescription and OTC drugs



Source: CDC



# How Do You Want Your State To Be Viewed?



# Common Types of Drug Diversion via Medical Doctors, Dentists, Pharmacists, "Junkies", etc.

- ***Dated***

- Practitioners who have not kept up with appropriate prescribing methods
- Demonstrates a failure to understand changes in treatment as it relates to pain management (Barre, VT)



# Diversion Methods (cont'd)

- *Duped*

- Practitioners who fail to identify current trends in diversion (brown ink)
- Practitioners who fall victim to those who offer bogus documents, X-Rays, etc. (canine)
- 26 doctors, 29 pharmacies
- One arrestee admitted eating 60 Percodan per day

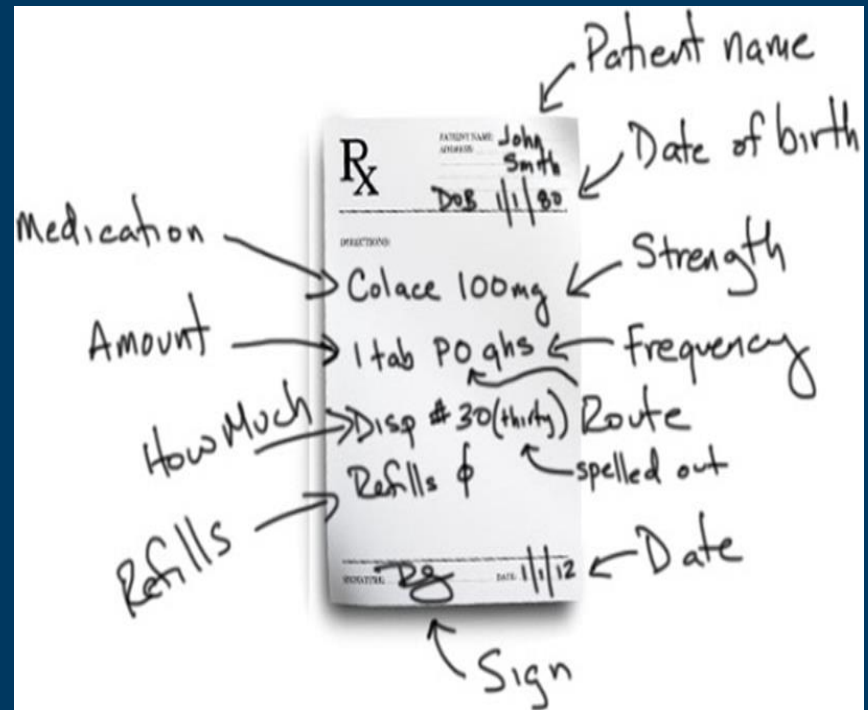




# Diversion Methods, (cont'd)

- ***Deceitful***

- Practitioners who sell Rx drugs for profit or other reasons



# Diversion Methods, (cont'd)

- **Drugged**

- Practitioners who become drug addicts themselves
  - Search warrant revealed aspirin in Percodan storage boxes
  - Rph with Tylox in his socks and shorting Cocaine HCL for procedures
- Hycodan Rx case



# Diversion Methods, (cont'd)

- Besides obtaining hard drugs through illicit means, what do most of the people above have in common when it comes to obtaining their drugs?
- *THEY DROVE* to get their supply!



# Current Status



# The Need for Data Will Only Increase

DRG Tracking Site

**NHTSA**  
www.nhtsa.gov

**DRUG RECOGNITION EXPERT DATA SYSTEM**

Home Evaluation Toxicology Edit Eval Reports Ad Hoc Reports Manage Users Region/Agency

Date: 5/6/2015 3:21:43 PM Welcome bleary | [Dash Board](#) | [Signout](#)

[Go to Reports](#) [Print this Report](#) [Go to NSTRC](#)

**National Sobriety Testing Resource Center & DRE Tracking System Reports**  
**View 'DRE Opinion' & 'Toxicology Results' Match**

NHTSA Region: **Not Selected**  
State: **Wyoming**  
Region: **All**  
Agency: **All**  
Date(s): **01/01/2014 to 12/31/2014**

May 6, 2015 3:13 PM  
Confidential Confidential

Drug Category Name	Total Opinions	% of All Test Results	Evaluations with completed Toxicology	Confirmed Matches of Completed Toxicology	Rate of Accuracy of Completed Toxicology
Stimulants:	134	31.83%	118	109	92.37%
Depressants:	84	19.95%	68	27	39.71%
Hallucinogens:	5	1.19%	4	0	0.00%
Dissociative Anesthetic:	6	1.43%	2	0	0.00%
Narcotic:	78	18.53%	67	49	73.13%
Inhalants:	4	0.95%	3	2	66.67%
Cannabis:	163	38.72%	135	113	83.70%
<b>Totals:</b>	<b>474</b>		<b>397</b>	<b>300</b>	
<b>Percentage of Total Opinions:</b>			<b>83.76%</b>	<b>63.29%</b>	

Search  
  
[Google Search](#)

[Weather](#)

Current : Cloudy, 79 °F  
Wind Speed: 9 mph  
Visibility: 10 mi  
User zip code is not available. Default Zip Code: 20706  
[More information...](#)

[News Links](#)  
[Canned Reports](#)  
[Help](#)

National Highway Traffic Safety Administration  
United States Department of Transportation 1200 New Jersey Avenue, SE Washington, DC 20590  
[www.nhtsa.gov](#) | [Contact Us](#)

Trusted sites | Protected Mode: Off 100%

3:21 PM 5/6/2015

**The following were the number of Enforcement Evaluations conducted by the nation's DRE's in the years indicated:**


**2011: 28,580**

**2012: 30,206**

**2013: 27,334**

**2014: 29,236**

**2015: 28,463**



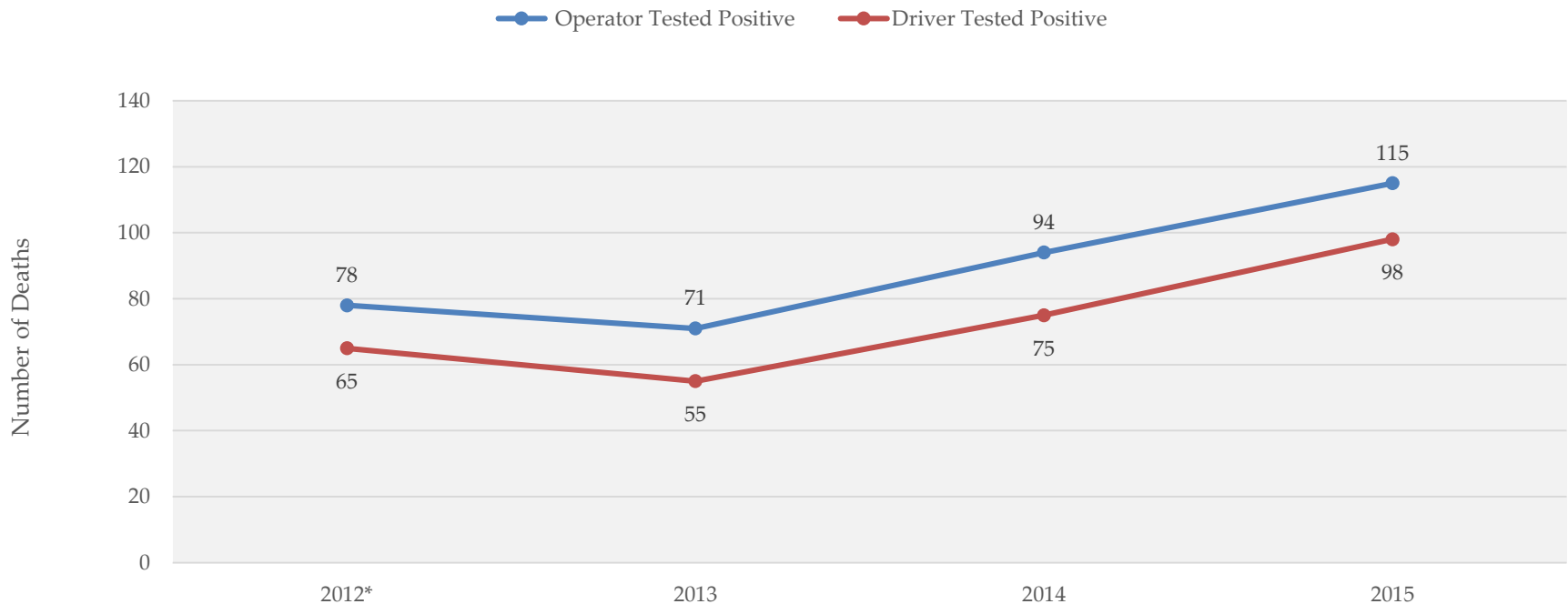


# Crashes as they Relate to Drugged Driving

- Approximately 4,000 drivers are killed each year with drugs in their system and this number may be low, based on the lack of testing
- 57% of fatally injured drivers had alcohol and/or other drugs in their system
- In NHTSA's 2013-2014 Roadside Survey, more than 22% of drivers tested positive for illegal, prescription, or over-the-counter drugs in blood and/or oral fluid tests
- In 2013, 9.9 million people (3.8% of population) reported driving under the influence of illicit drugs

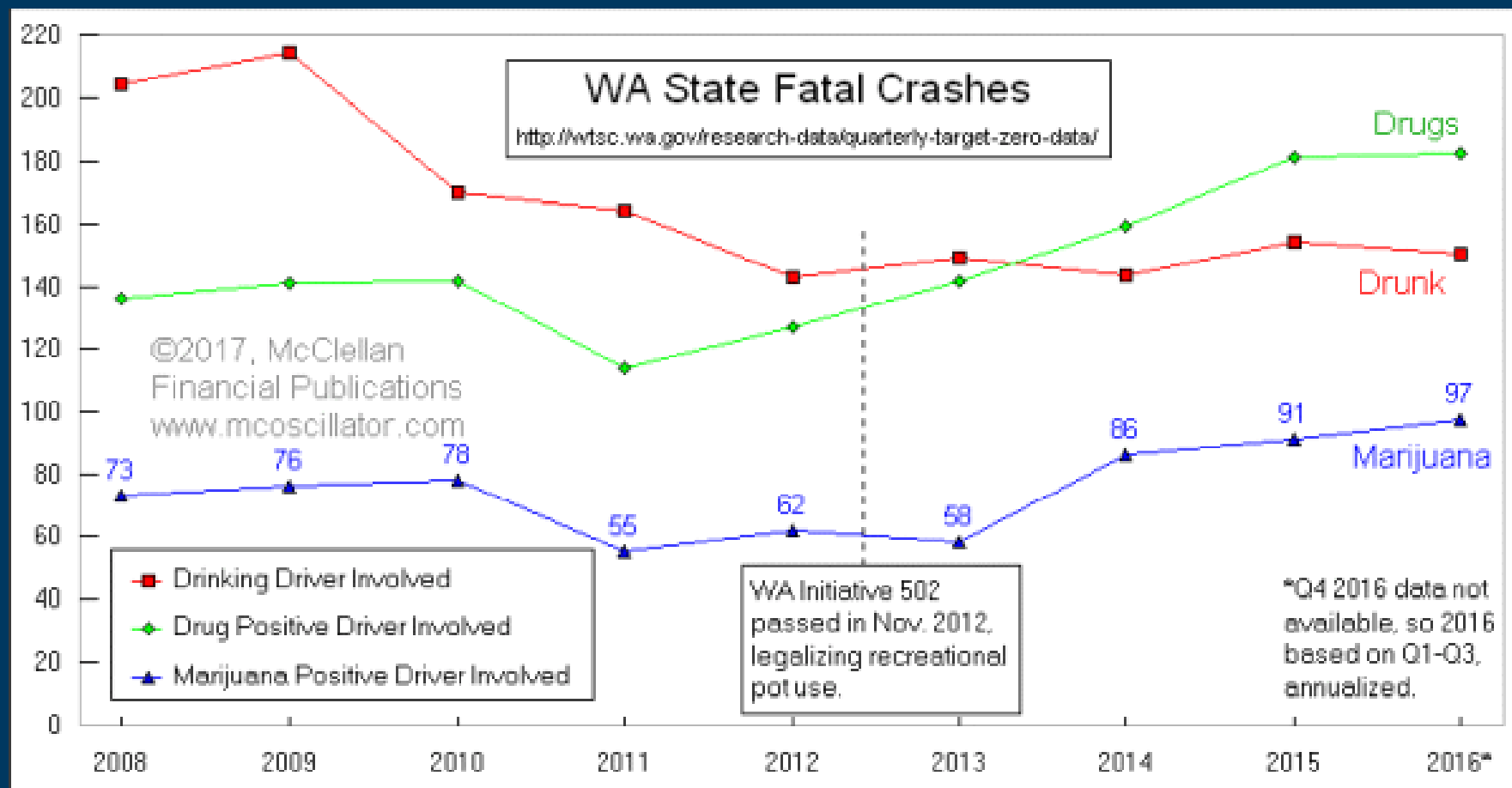
# Crashes as they Relate to Drugged Driving

## Colorado Traffic Deaths, where an Operator or Driver Tested Positive for Marijuana



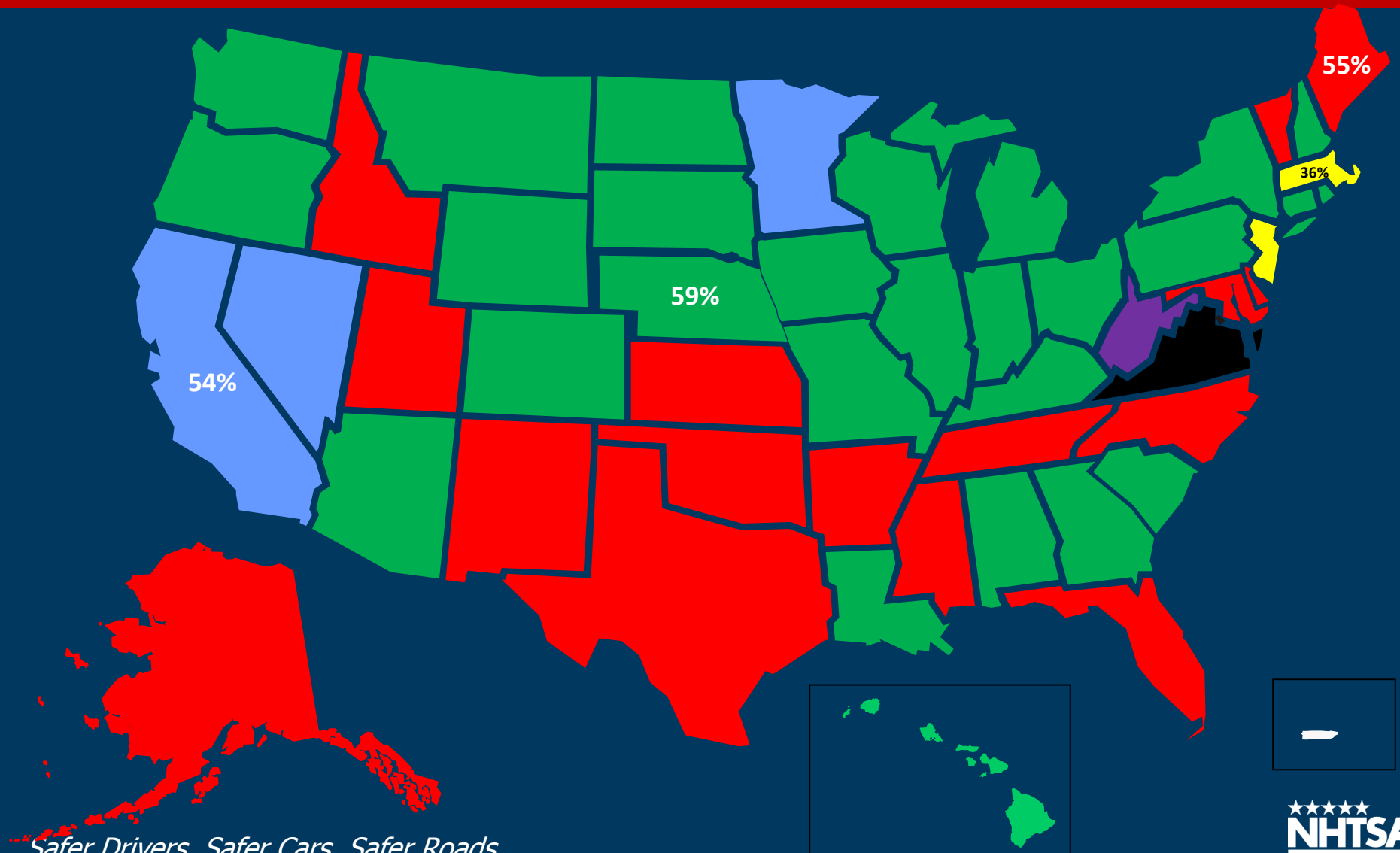
\*2012 is the first year with complete fatality data

# Crashes as they Relate to Drugged Driving



# Leading Drug Per State / 2003-2012

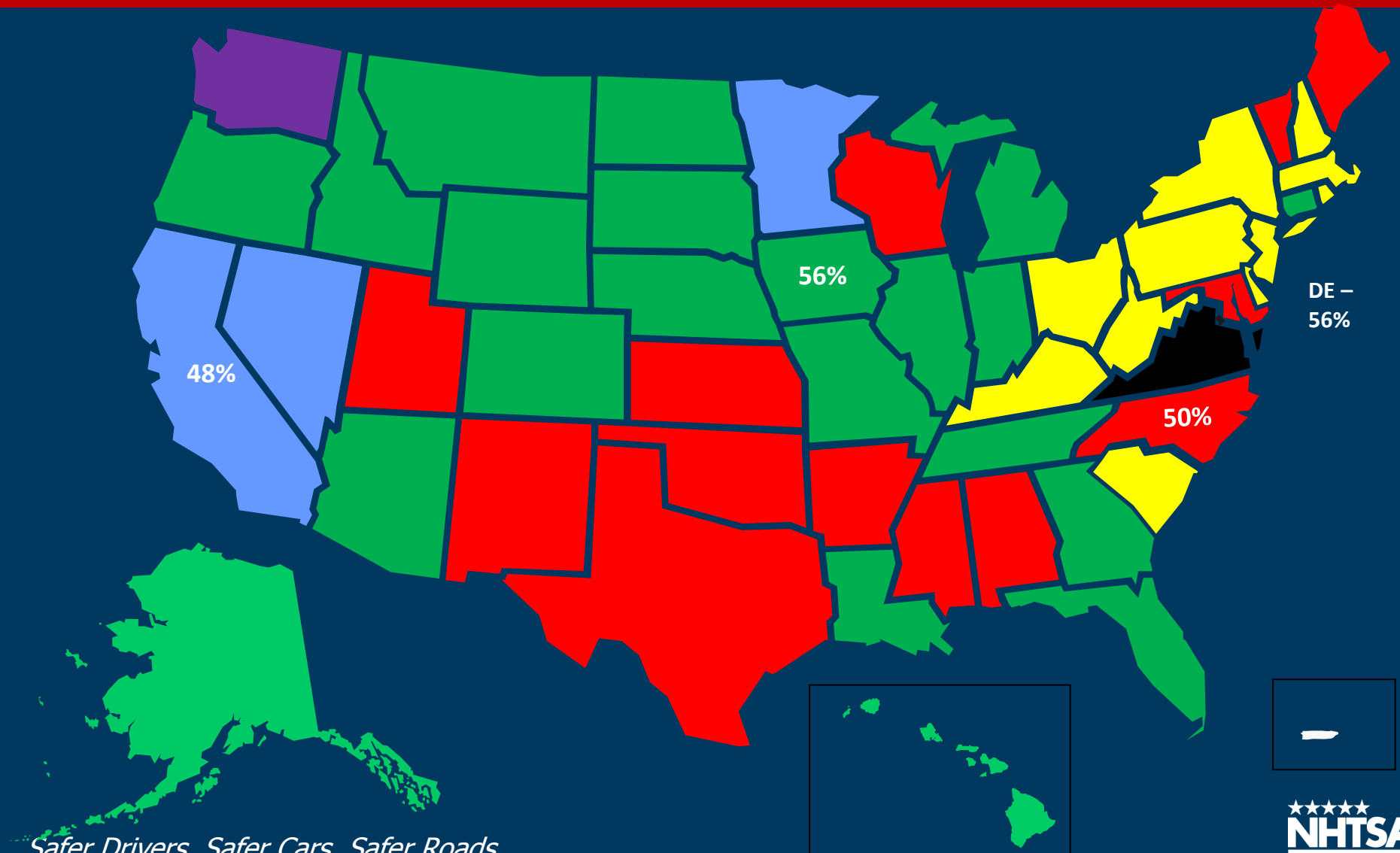
Source: Sobriety Testing Resource Center



*Safer Drivers. Safer Cars. Safer Roads.*

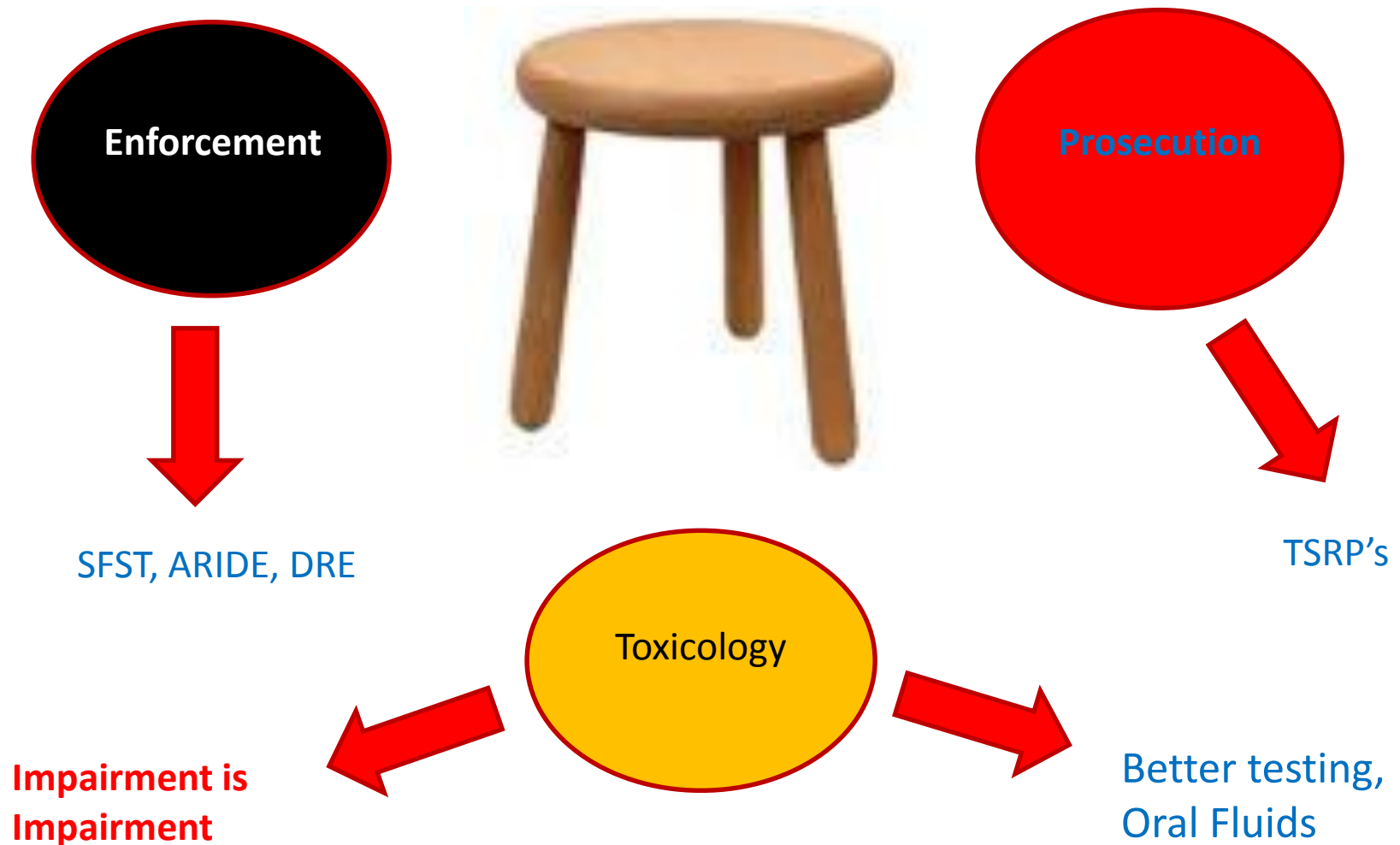
# Leading Drug Per State / 2013-2014

Source: Sobriety Testing Resource Center



Safer Drivers. Safer Cars. Safer Roads.

# Three Key Aspects to the DRE Program





*Safer Drivers. Safer Cars. Safer Roads.*

Thank you!

Bill O'Leary

[bill.o'leary@dot.gov](mailto:bill.o'leary@dot.gov)

202-366-0543

