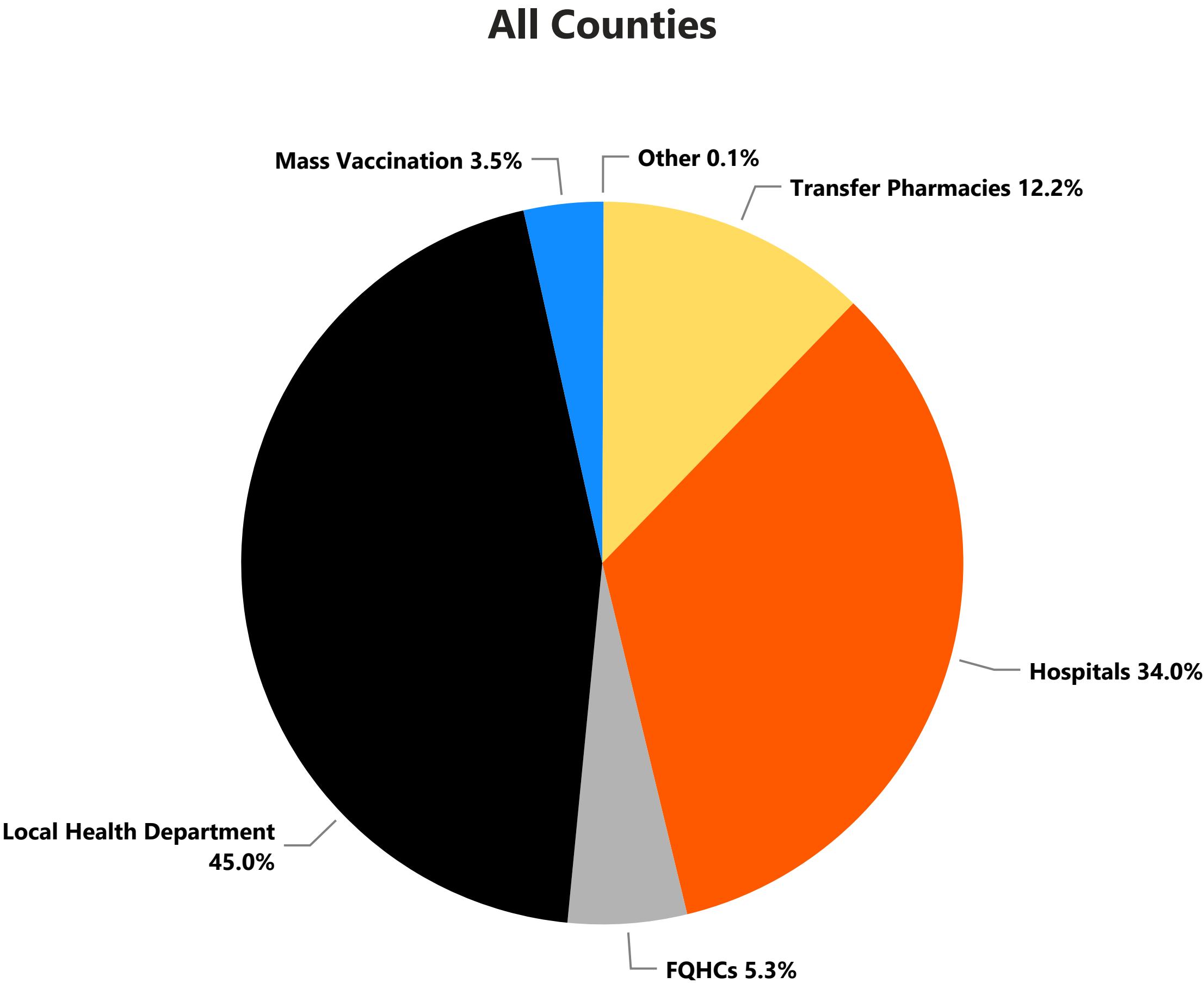


NOTE: Vaccine allocation is for 1st doses only and does not include the federal Pharmacy Partnership for Long-Term Care and the federal Retail Pharmacy. Only the mass-vaccination doses reserved for county are included in the county totals.

County Allocation Summary

Facility Type	Total
<div><div></div>Other</div>	1,000
<div><div></div>Transfer Pharmacies</div>	201,099
<div><div></div>Hospitals</div>	561,359
<div><div></div>FQHCs</div>	87,930
<div><div></div>Local Health Department</div>	742,565
<div><div></div>Mass Vaccination</div>	57,884
Total	1,651,837

Facility Type Breakdown

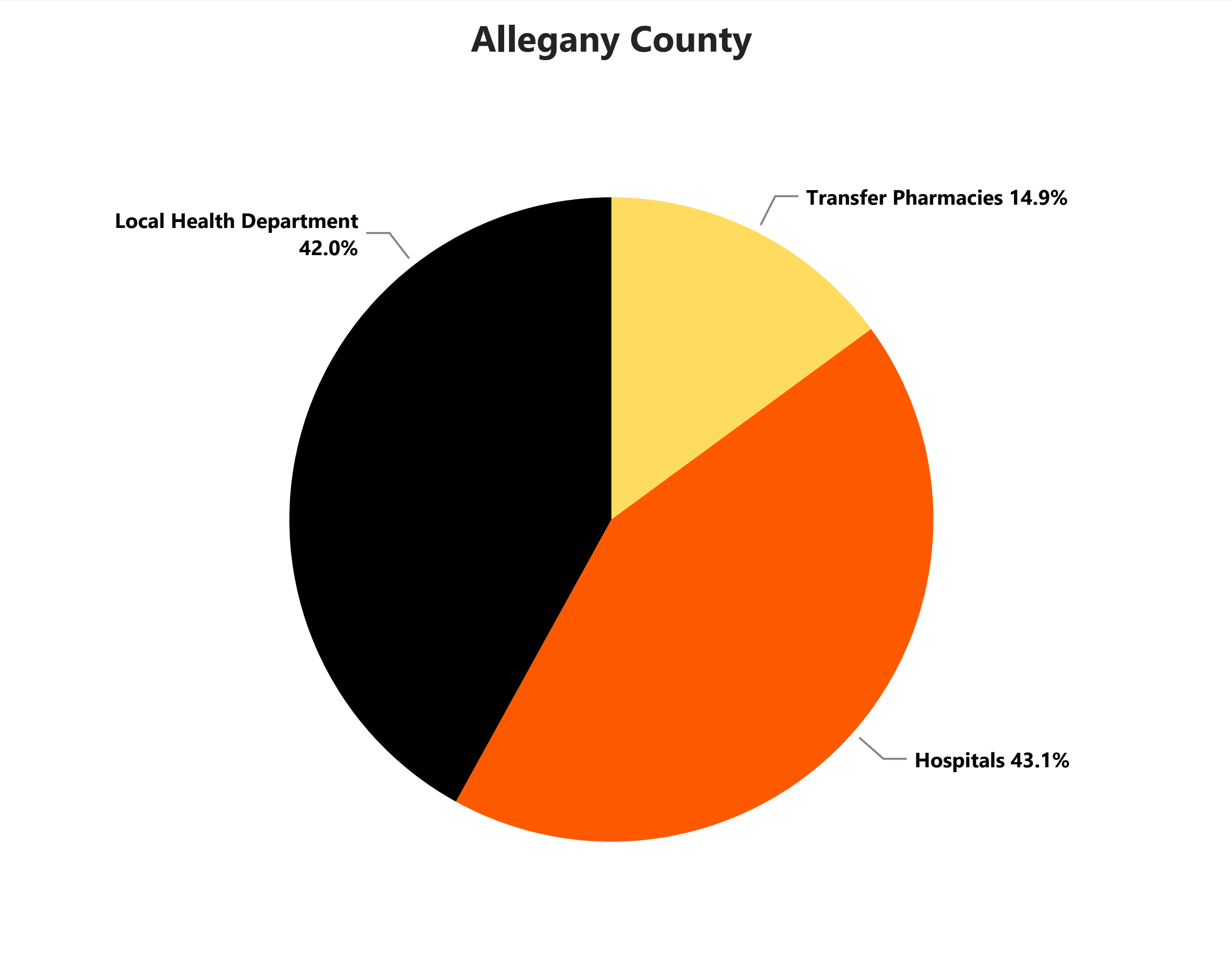


NOTE: Vaccine allocation is for 1st doses only and does not include the federal Pharmacy Partnership for Long-Term Care and the federal Retail Pharmacy. Only the mass-vaccination doses reserved for county are included in the county totals.

County Allocation Summary

Facility Type	Total
<div><div></div>Transfer Pharmacies</div>	3,700
Martin's (Pharmacy Transfer Program)	3,700
<div><div></div>Hospitals</div>	10,675
Thomas Finan (MDH)	200
UPMC Western Maryland	10,475
<div><div></div>Local Health Department</div>	10,400
Allegany County Health Department	10,400
Total	24,775

Facility Type Breakdown

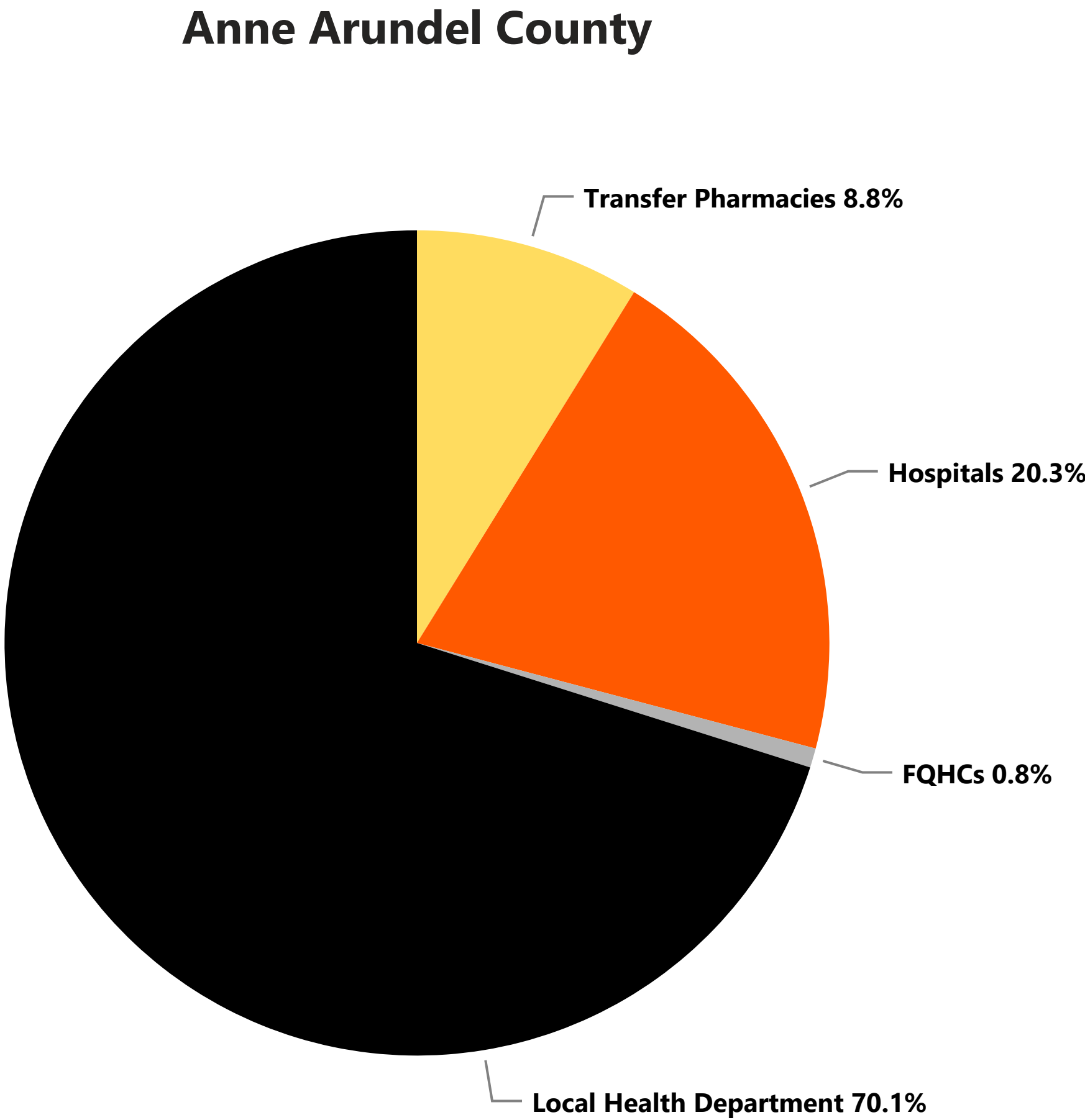


NOTE: Vaccine allocation is for 1st doses only and does not include the federal Pharmacy Partnership for Long-Term Care and the federal Retail Pharmacy. Only the mass-vaccination doses reserved for county are included in the county totals.

County Allocation Summary

Facility Type	Total
<div><div></div>Transfer Pharmacies</div>	9,310
Epic (Pharmacy Transfer Program)	940
Giant Food (Pharmacy Transfer Program)	7,700
Independent Pharmacies (Pharmacy Transfer Program)	370
Walmart (Pharmacy Transfer Program)	300
<div><div></div>Hospitals</div>	21,410
Anne Arundel Medical Center	16,845
UM-BWMC/Eastern Shore Hub	4,565
<div><div></div>FQHCs</div>	800
Bay Community Health	800
<div><div></div>Local Health Department</div>	73,975
Anne Arundel County Health Department	73,975
Total	105,495

Facility Type Breakdown



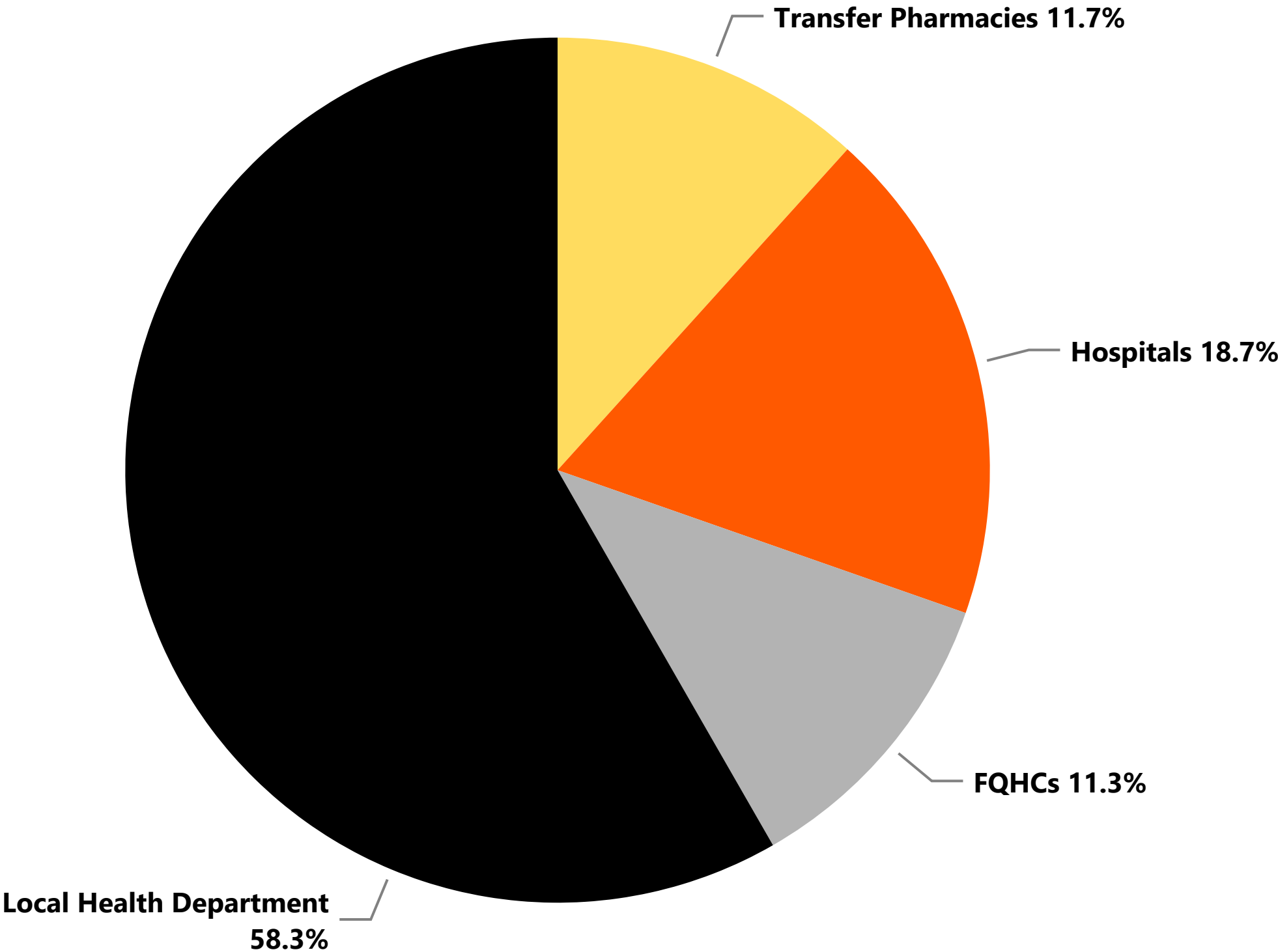
NOTE: Vaccine allocation is for 1st doses only and does not include the federal Pharmacy Partnership for Long-Term Care and the federal Retail Pharmacy. Only the mass-vaccination doses reserved for county are included in the county totals.

County Allocation Summary

Facility Type	Total
<div><div></div>Transfer Pharmacies</div>	20,670
Epic (Pharmacy Transfer Program)	4,700
Giant Food (Pharmacy Transfer Program)	7,000
Independent Pharmacies (Pharmacy Transfer Program)	1,850
Rite Aid (Pharmacy Transfer Program)	7,120
<div><div></div>Hospitals</div>	32,965
Greater Baltimore Medical Center	10,100
MedStar Health System	7,472
Mt. Washington Pediatric Hospital	900
Sheppard Pratt Health System	5,750
Spring Grove (MDH)	800
UM-St. Joseph/Harford County Hub	7,943
<div><div></div>FQHCs</div>	20,040
Kaiser (South Baltimore)	20,040
<div><div></div>Local Health Department</div>	103,010
Baltimore County Health Department	103,010
Total	176,685

Facility Type Breakdown

Baltimore County

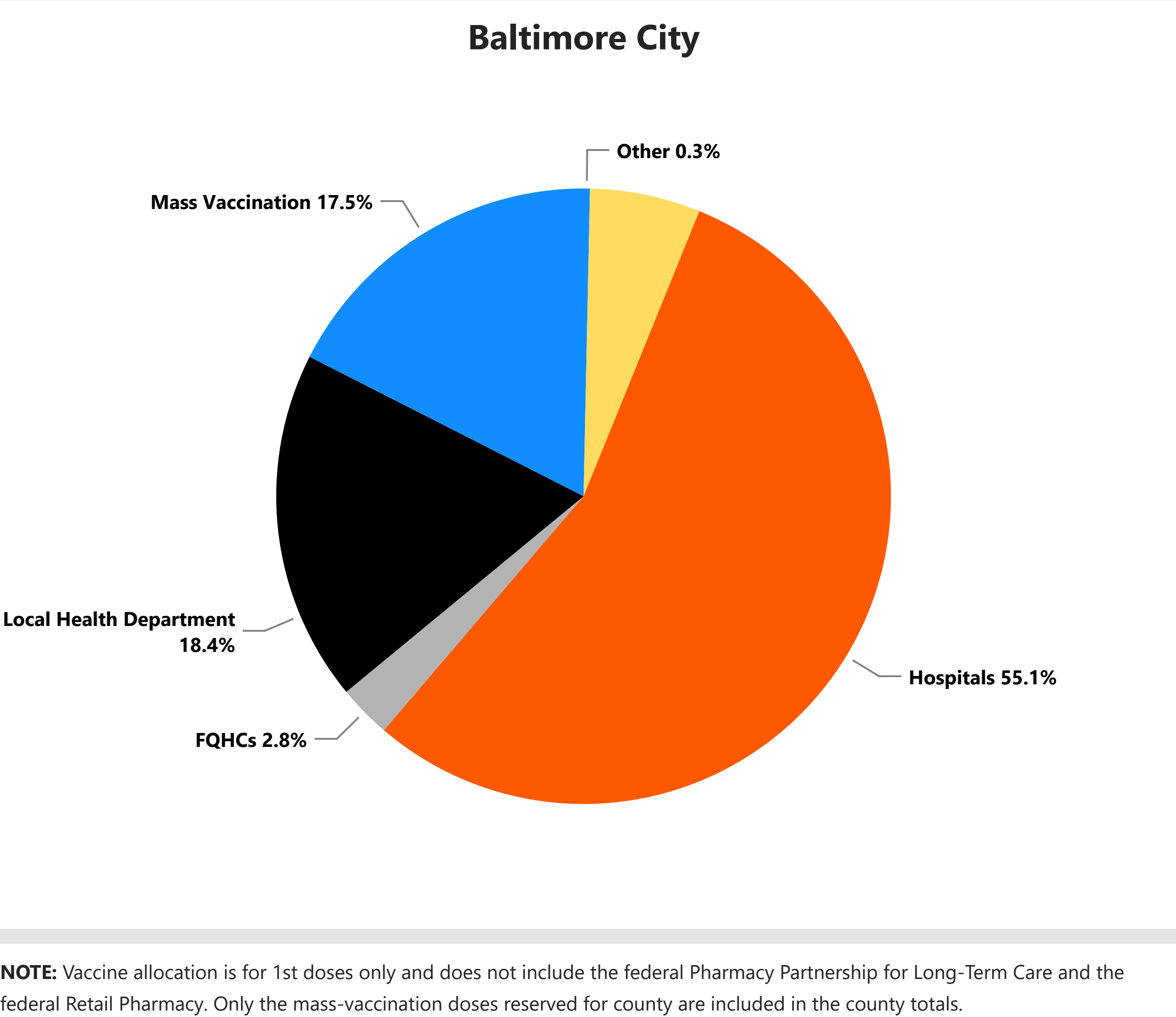


NOTE: Vaccine allocation is for 1st doses only and does not include the federal Pharmacy Partnership for Long-Term Care and the federal Retail Pharmacy. Only the mass-vaccination doses reserved for county are included in the county totals.

County Allocation Summary

Facility Type	Total
<div><div></div>Other</div>	1,000
National Guard	1,000
<div><div></div>Transfer Pharmacies</div>	17,559
Epic (Pharmacy Transfer Program)	2,820
Giant Food (Pharmacy Transfer Program)	3,700
Independent Pharmacies (Pharmacy Transfer Program)	1,110
Rite Aid (Pharmacy Transfer Program)	7,120
Safeway (Pharmacy Transfer Program)	2,809
<div><div></div>Hospitals</div>	166,376
Ascencion Saint Agnes	9,775
Johns Hopkins Hospital System	51,853
Lifebridge Health System	21,356
Lifebridge Levindale	1,000
MedStar Health System	19,537
Mercy Medical Center	17,725
RICA Baltimore (MDH)	200
UMMC Baltimore Hub	44,930
<div><div></div>FQHCs</div>	8,400
Baltimore Medical System, Inc.	1,500
Chase Brexton Health Services, Inc	2,000
Family Health Centers Of Baltimore, Inc.	1,500
Health Care For The Homeless	800
Parkwest Health Systems, Inc.	1,500
Total Health Care, Inc.	1,100
<div><div></div>Local Health Department</div>	55,700
Baltimore City Health Department	53,200
UMB (on behalf of Balt. City HD)	2,500
<div><div></div>Mass Vaccination</div>	52,884
Balt Convention Ctr Community Vax	52,884
Total	301,919

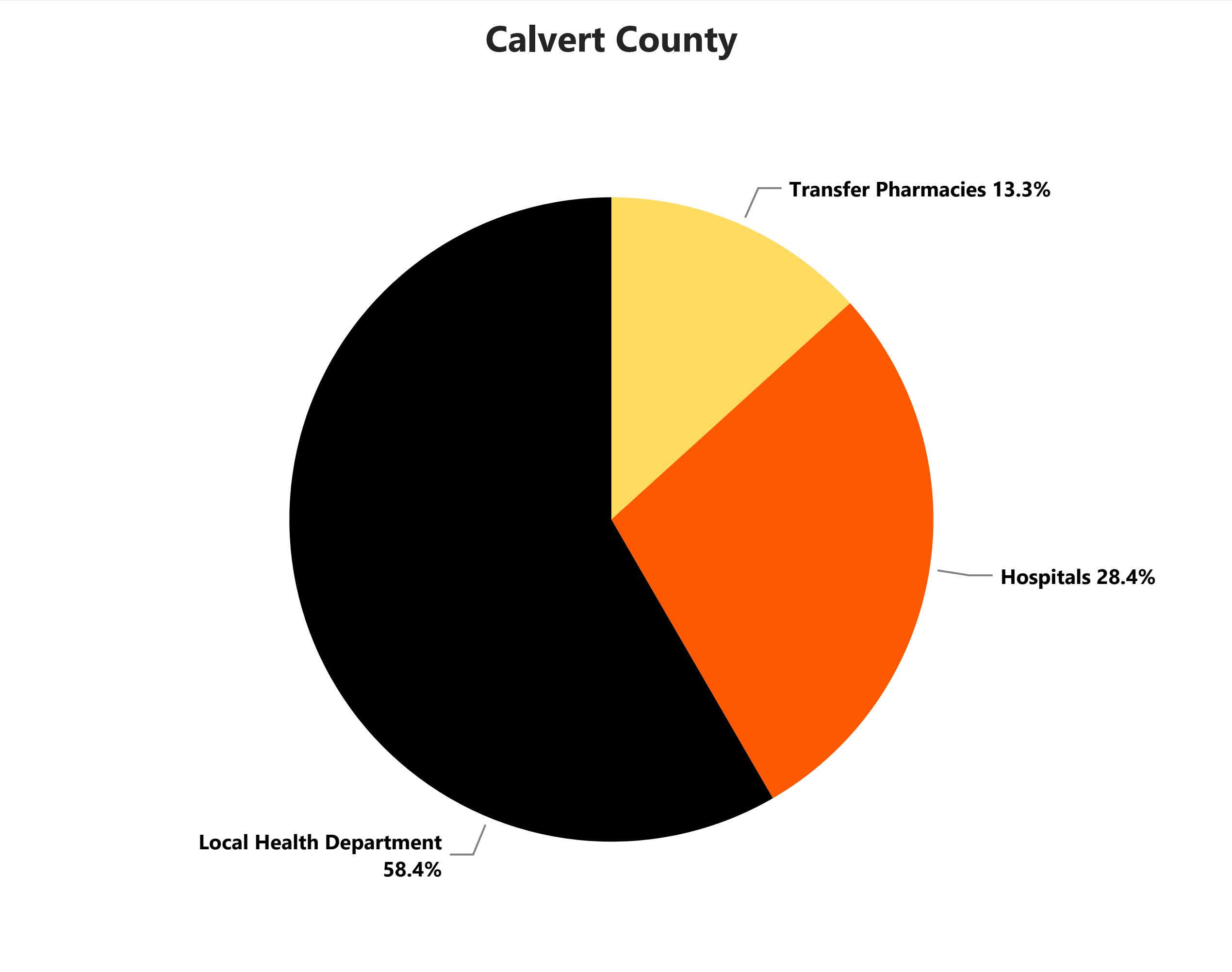
Facility Type Breakdown



County Allocation Summary

Facility Type	Total
<div><div></div>Transfer Pharmacies</div>	3,500
Giant Food (Pharmacy Transfer Program)	3,500
<div><div></div>Hospitals</div>	7,470
CalvertHealth Medical Center	7,470
<div><div></div>Local Health Department</div>	15,375
Calvert County Health Department	15,375
Total	26,345

Facility Type Breakdown

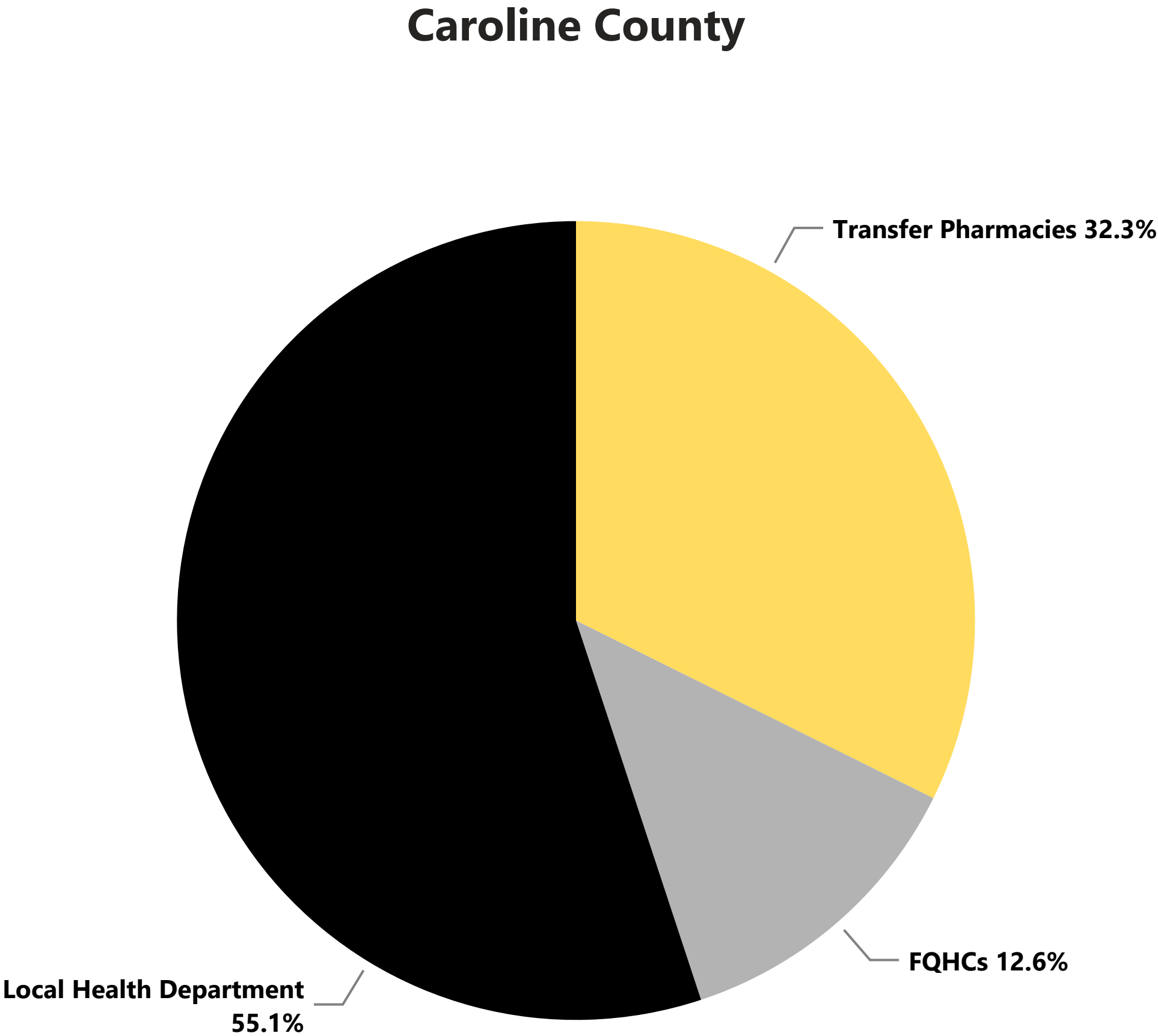


NOTE: Vaccine allocation is for 1st doses only and does not include the federal Pharmacy Partnership for Long-Term Care and the federal Retail Pharmacy. Only the mass-vaccination doses reserved for county are included in the county totals.

County Allocation Summary

Facility Type	Total
<div><div></div>Transfer Pharmacies</div>	4,110
Epic (Pharmacy Transfer Program)	940
Independent Pharmacies (Pharmacy Transfer Program)	370
Walmart (Pharmacy Transfer Program)	2,800
<div><div></div>FQHCs</div>	1,600
Choptank Community Health System, Inc.	1,600
<div><div></div>Local Health Department</div>	7,000
Caroline County Health Department	7,000
Total	12,710

Facility Type Breakdown

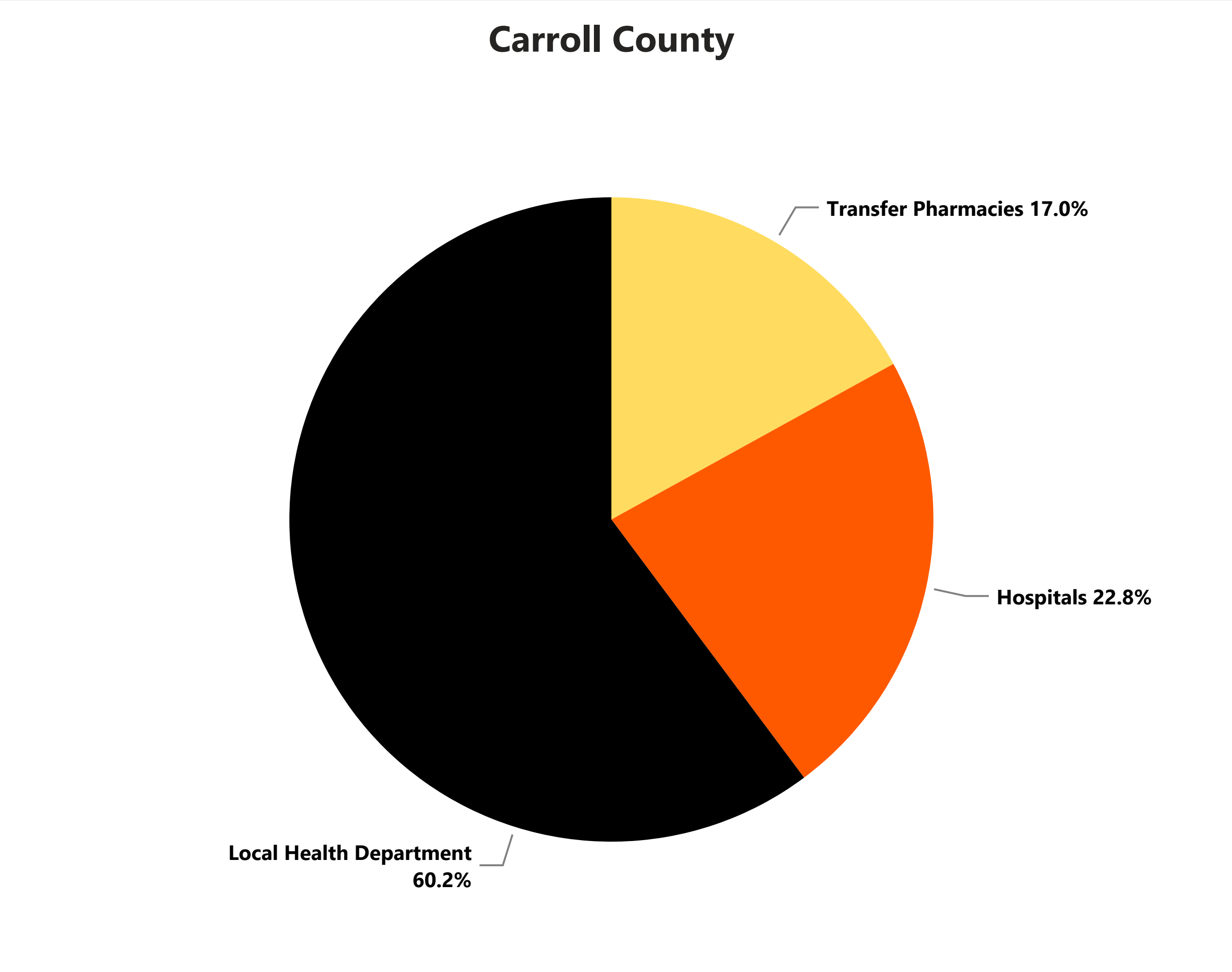


NOTE: Vaccine allocation is for 1st doses only and does not include the federal Pharmacy Partnership for Long-Term Care and the federal Retail Pharmacy. Only the mass-vaccination doses reserved for county are included in the county totals.

County Allocation Summary

Facility Type	Total
<div><div></div>Transfer Pharmacies</div>	6,120
Epic (Pharmacy Transfer Program)	1,880
Giant Food (Pharmacy Transfer Program)	3,500
Independent Pharmacies (Pharmacy Transfer Program)	740
<div><div></div>Hospitals</div>	8,221
Lifebridge Health System	7,121
Springfield (MDH)	1,100
<div><div></div>Local Health Department</div>	21,700
Carroll County Health Department	21,700
Total	36,041

Facility Type Breakdown

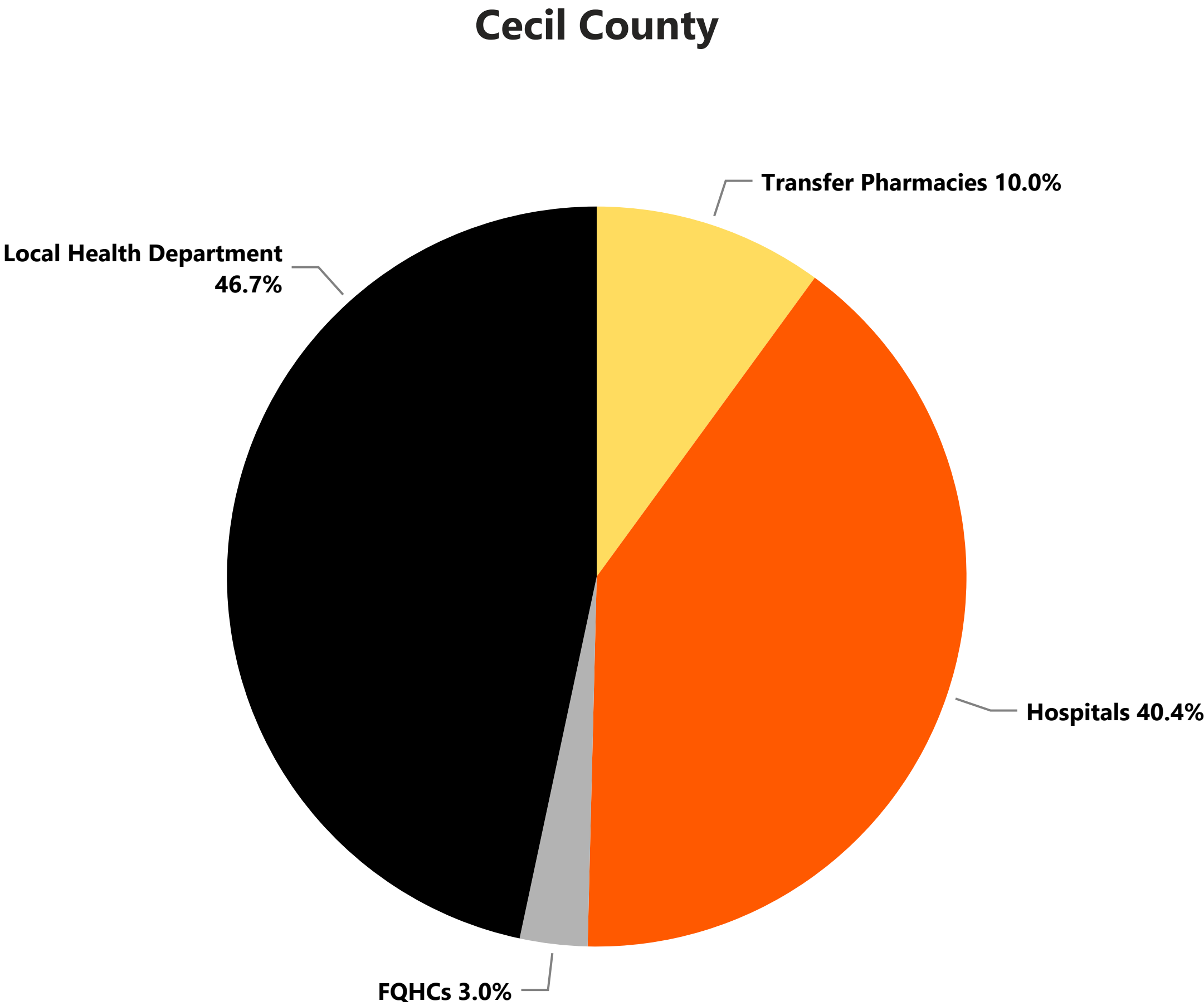


NOTE: Vaccine allocation is for 1st doses only and does not include the federal Pharmacy Partnership for Long-Term Care and the federal Retail Pharmacy. Only the mass-vaccination doses reserved for county are included in the county totals.

County Allocation Summary

Facility Type	Total
<div><div></div>Transfer Pharmacies</div>	3,400
Walmart (Pharmacy Transfer Program)	3,400
<div><div></div>Hospitals</div>	13,665
ChristianaCare, Cecil County	13,665
<div><div></div>FQHCs</div>	1,000
West Cecil Health Center, Inc.	1,000
<div><div></div>Local Health Department</div>	15,800
Cecil County Health Department	15,800
Total	33,865

Facility Type Breakdown

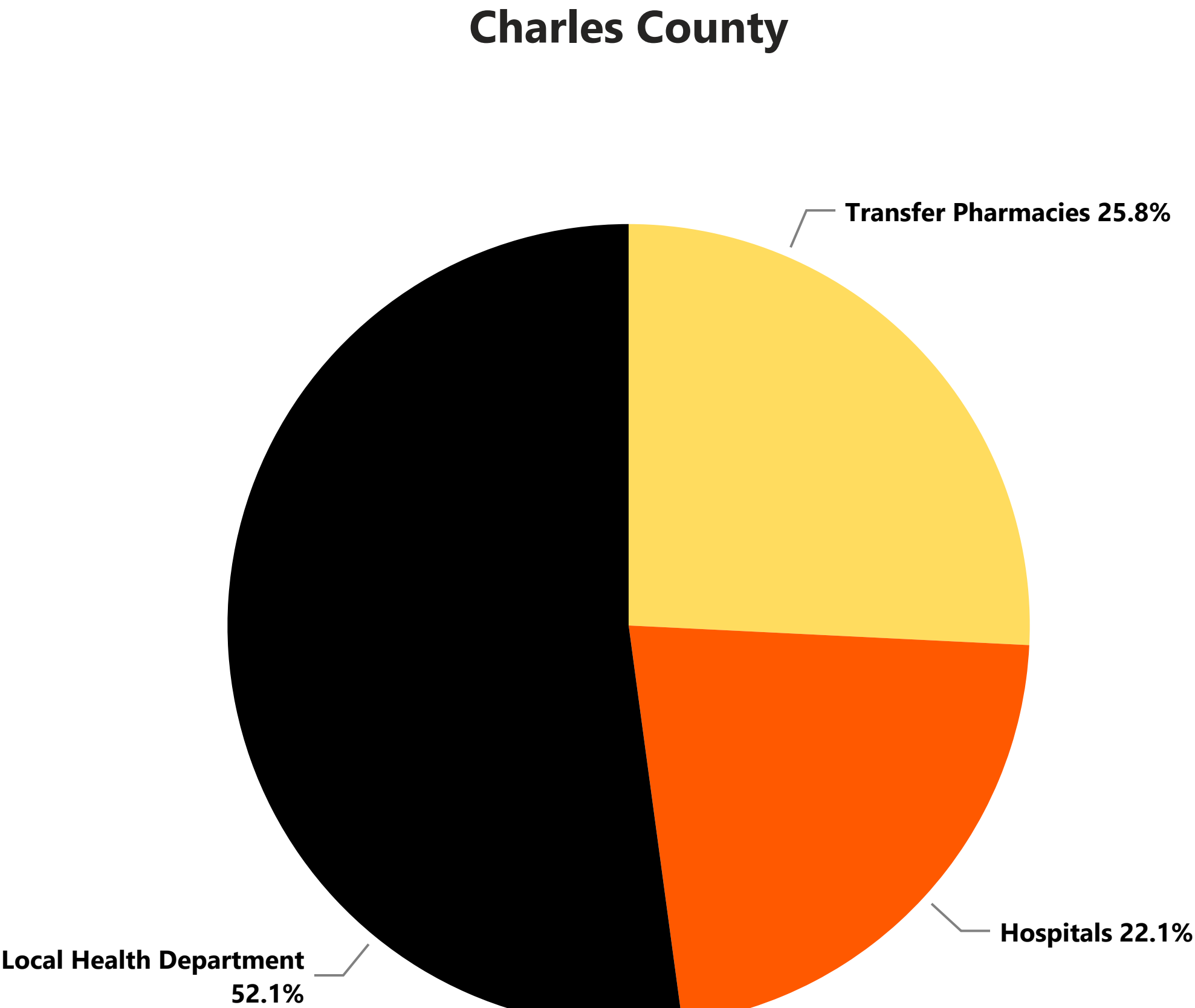


NOTE: Vaccine allocation is for 1st doses only and does not include the federal Pharmacy Partnership for Long-Term Care and the federal Retail Pharmacy. Only the mass-vaccination doses reserved for county are included in the county totals.

County Allocation Summary

Facility Type	Total
<div><div></div>Transfer Pharmacies</div>	11,718
Giant Food (Pharmacy Transfer Program)	3,500
Safeway (Pharmacy Transfer Program)	7,518
Walmart (Pharmacy Transfer Program)	700
<div><div></div>Hospitals</div>	10,036
UM Capital Region Hub (Prince George's, Laurel, Bowie, Charles)	10,036
<div><div></div>Local Health Department</div>	23,700
Charles County Health Department	23,700
Total	45,454

Facility Type Breakdown

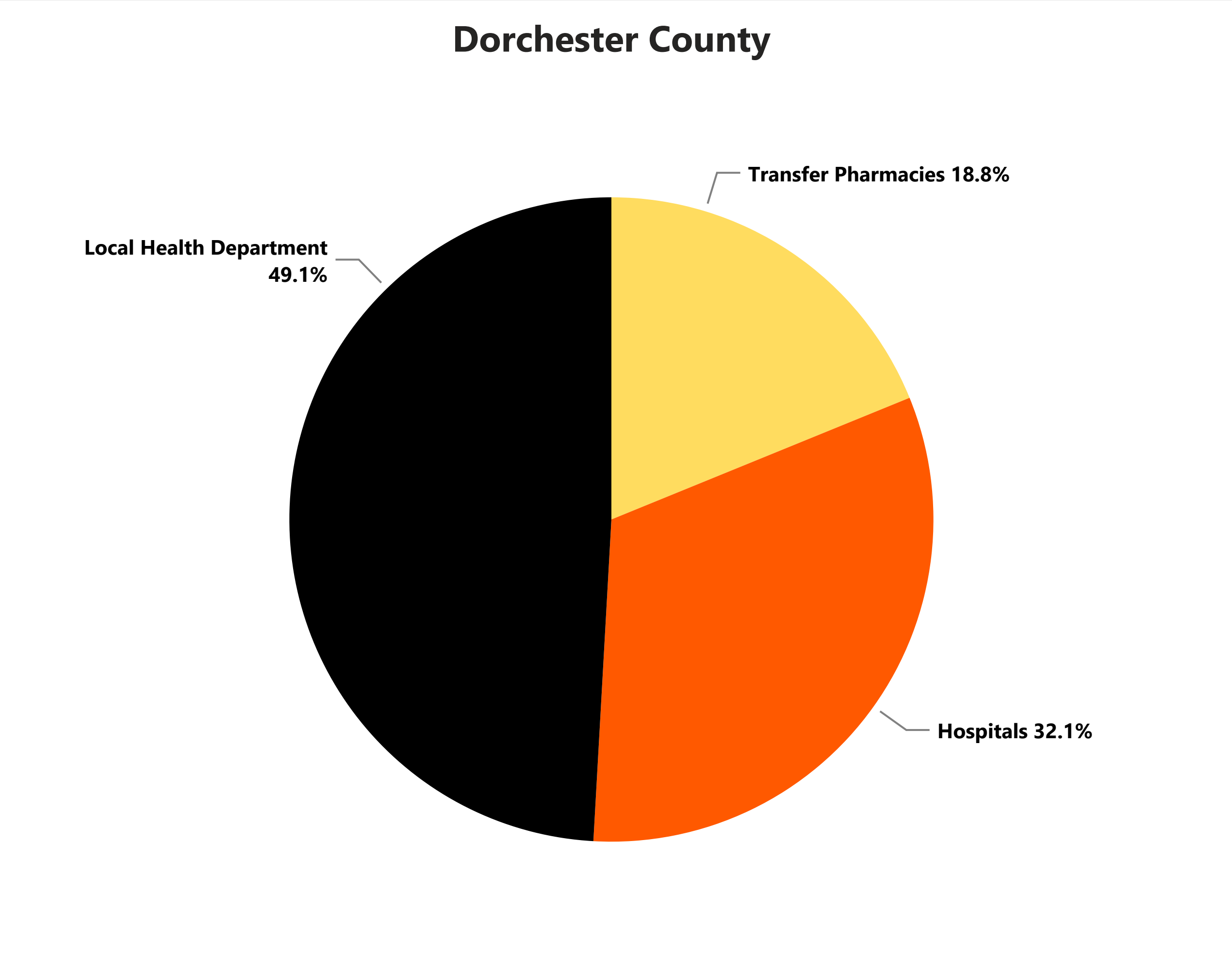


NOTE: Vaccine allocation is for 1st doses only and does not include the federal Pharmacy Partnership for Long-Term Care and the federal Retail Pharmacy. Only the mass-vaccination doses reserved for county are included in the county totals.

County Allocation Summary

Facility Type	Total
<div><div></div>Transfer Pharmacies</div>	2,800
Walmart (Pharmacy Transfer Program)	2,800
<div><div></div>Hospitals</div>	4,765
Eastern Shore (MDH)	200
UM-BWMC/Eastern Shore Hub	4,565
<div><div></div>Local Health Department</div>	7,300
Dorchester County Health Department	7,300
Total	14,865

Facility Type Breakdown



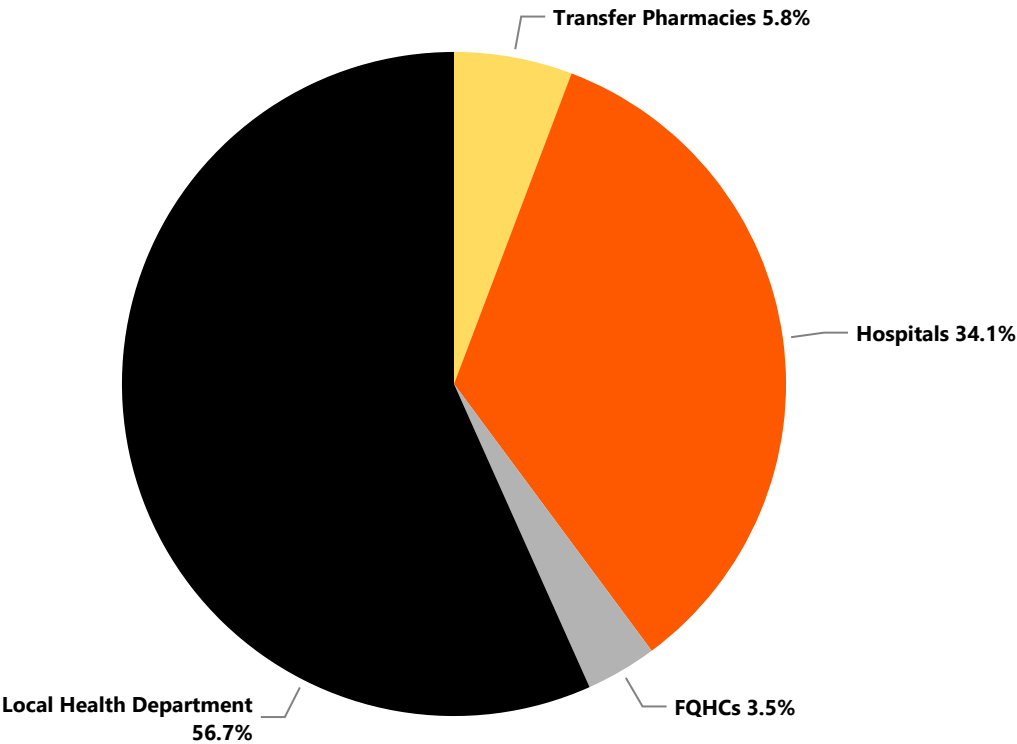
NOTE: Vaccine allocation is for 1st doses only and does not include the federal Pharmacy Partnership for Long-Term Care and the federal Retail Pharmacy. Only the mass-vaccination doses reserved for county are included in the county totals.

County Allocation Summary

Facility Type	Total
<div><div></div>Transfer Pharmacies</div>	3,500
Giant Food (Pharmacy Transfer Program)	3,500
<div><div></div>Hospitals</div>	20,715
Frederick Health	20,715
<div><div></div>FQHCs</div>	2,100
City Of Frederick - Community Action	2,100
<div><div></div>Local Health Department</div>	34,450
Frederick County Health Department	34,450
Total	60,765

Facility Type Breakdown

Frederick County



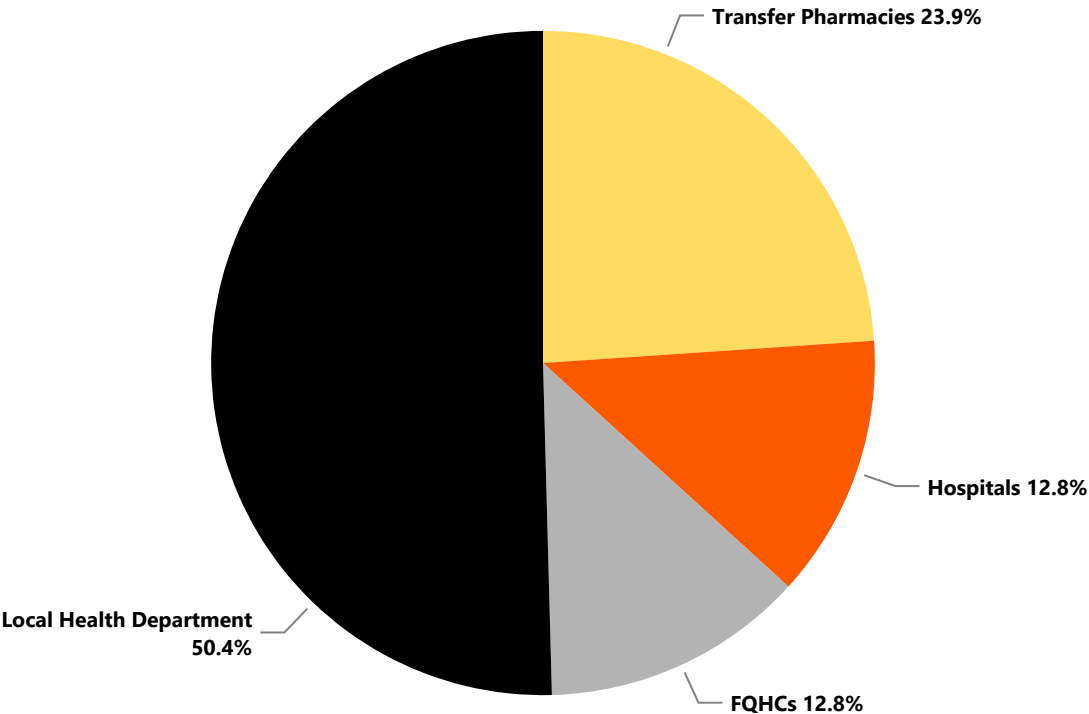
NOTE: Vaccine allocation is for 1st doses only and does not include the federal Pharmacy Partnership for Long-Term Care and the federal Retail Pharmacy. Only the mass-vaccination doses reserved for county are included in the county totals.

County Allocation Summary

Facility Type	Total
<div><div></div>Transfer Pharmacies</div>	2,800
Walmart (Pharmacy Transfer Program)	2,800
<div><div></div>Hospitals</div>	1,500
Garrett Regional Medical Center	1,500
<div><div></div>FQHCs</div>	1,500
Mountain Laurel Medical Center	1,500
<div><div></div>Local Health Department</div>	5,900
Garrett County Health Department	5,900
Total	11,700

Facility Type Breakdown

Garrett County

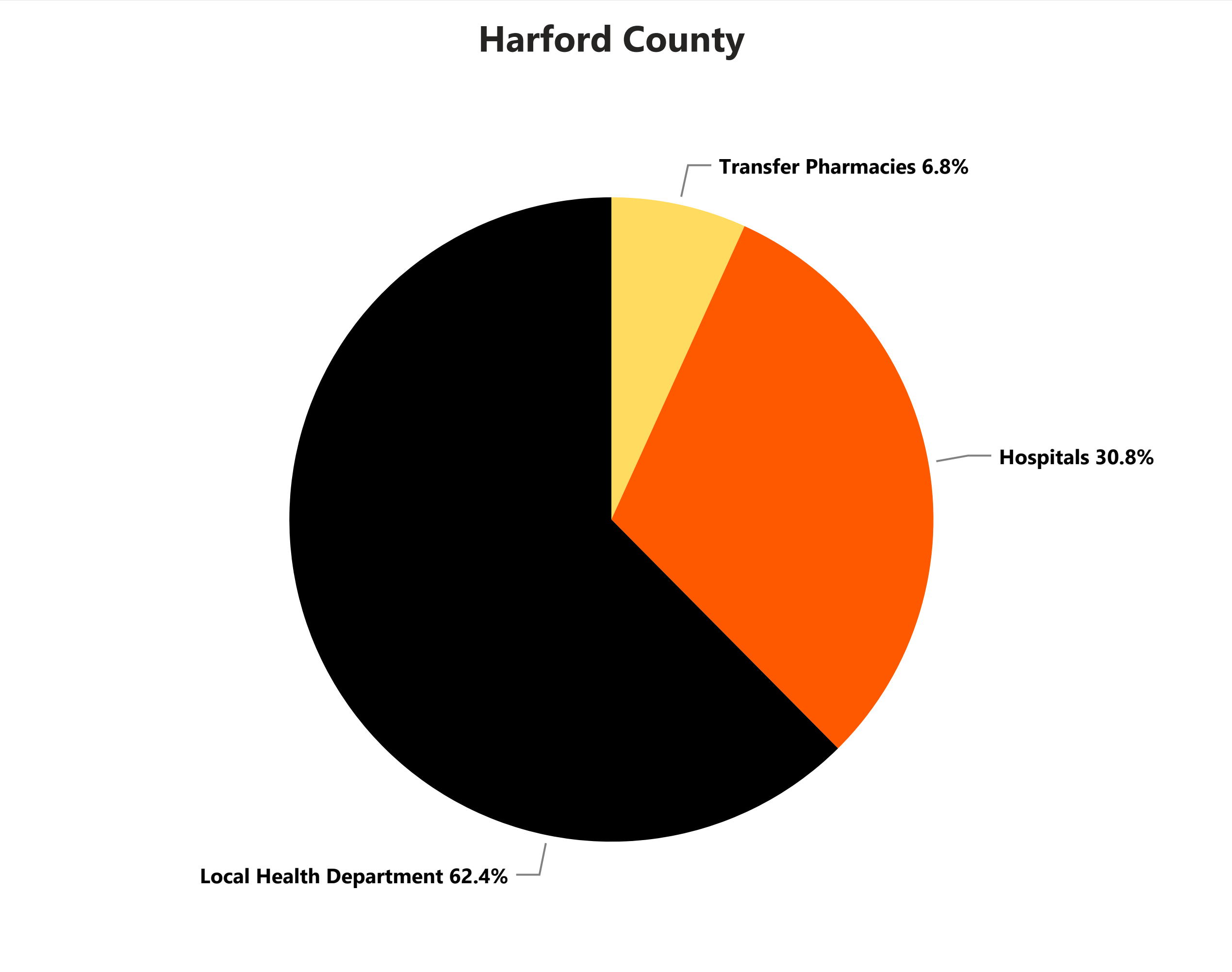


NOTE: Vaccine allocation is for 1st doses only and does not include the federal Pharmacy Partnership for Long-Term Care and the federal Retail Pharmacy. Only the mass-vaccination doses reserved for county are included in the county totals.

County Allocation Summary

Facility Type	Total
<div><div></div>Transfer Pharmacies</div>	3,500
Giant Food (Pharmacy Transfer Program)	3,500
<div><div></div>Hospitals</div>	15,882
UM-St. Joseph/Harford County Hub	15,882
<div><div></div>Local Health Department</div>	32,200
Harford County Health Department	32,200
Total	51,582

Facility Type Breakdown

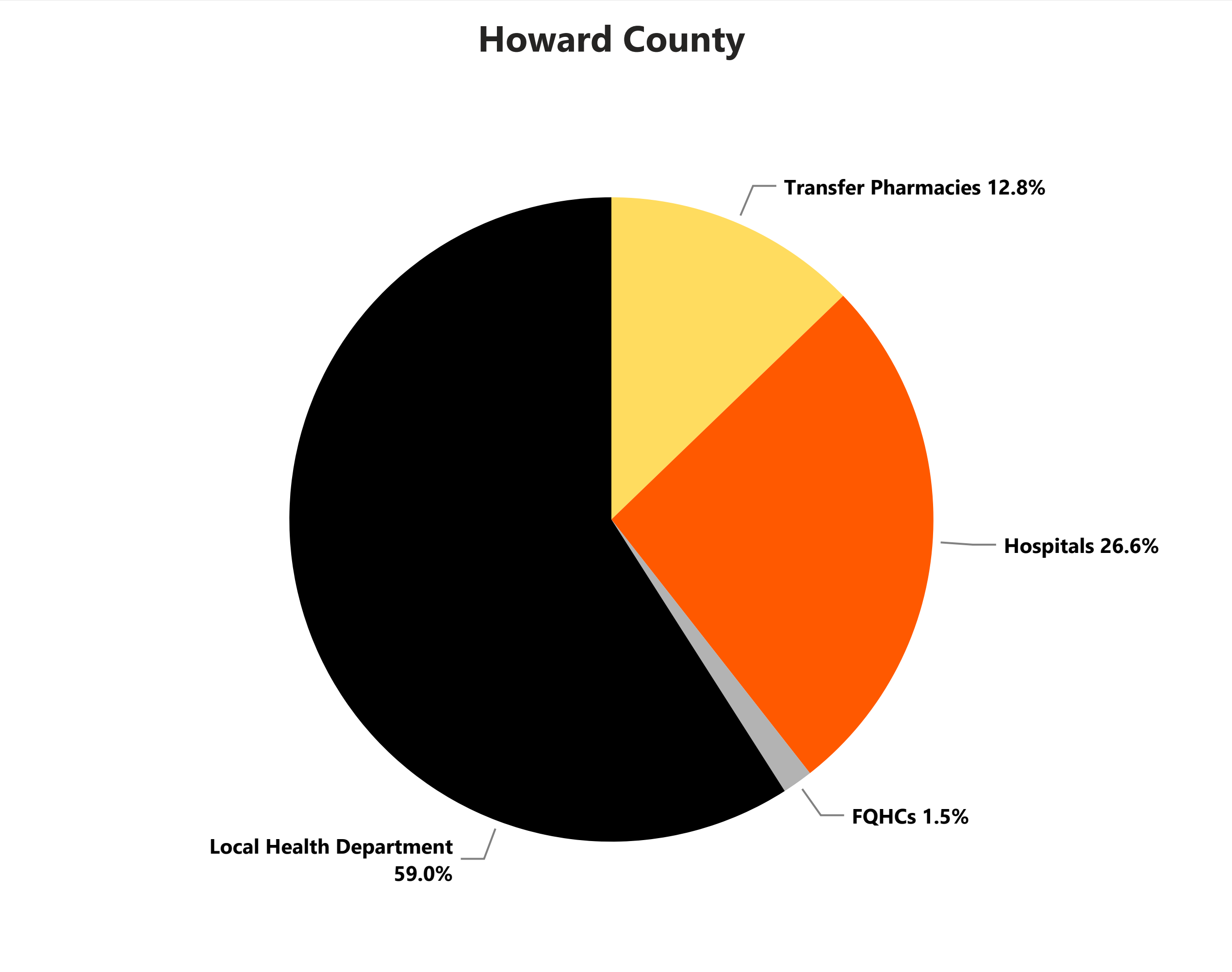


NOTE: Vaccine allocation is for 1st doses only and does not include the federal Pharmacy Partnership for Long-Term Care and the federal Retail Pharmacy. Only the mass-vaccination doses reserved for county are included in the county totals.

County Allocation Summary

Facility Type	Total
<div><div></div>Transfer Pharmacies</div>	9,209
Giant Food (Pharmacy Transfer Program)	7,000
Safeway (Pharmacy Transfer Program)	2,209
<div><div></div>Hospitals</div>	19,186
Clifton Perkins (MDH)	600
Johns Hopkins Hospital System	18,586
<div><div></div>FQHCs</div>	1,100
Kaiser (Columbia)	1,100
<div><div></div>Local Health Department</div>	42,525
Howard County Health Department	42,525
Total	72,020

Facility Type Breakdown

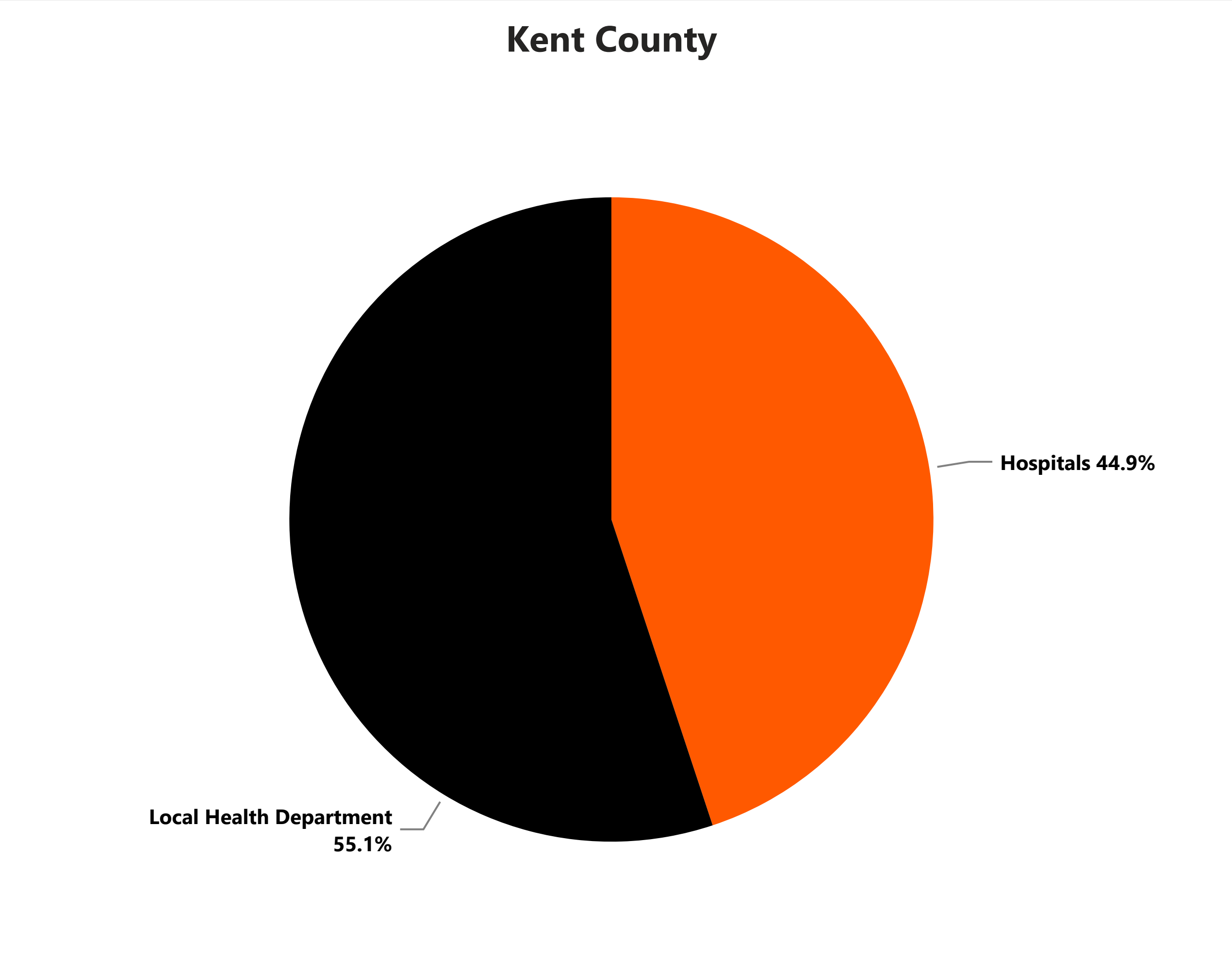


NOTE: Vaccine allocation is for 1st doses only and does not include the federal Pharmacy Partnership for Long-Term Care and the federal Retail Pharmacy. Only the mass-vaccination doses reserved for county are included in the county totals.

County Allocation Summary

Facility Type	Total
<div><div></div>Hospitals</div>	4,565
UM-BWMC/Eastern Shore Hub	4,565
<div><div></div>Local Health Department</div>	5,600
Kent County Health Department	5,600
Total	10,165

Facility Type Breakdown



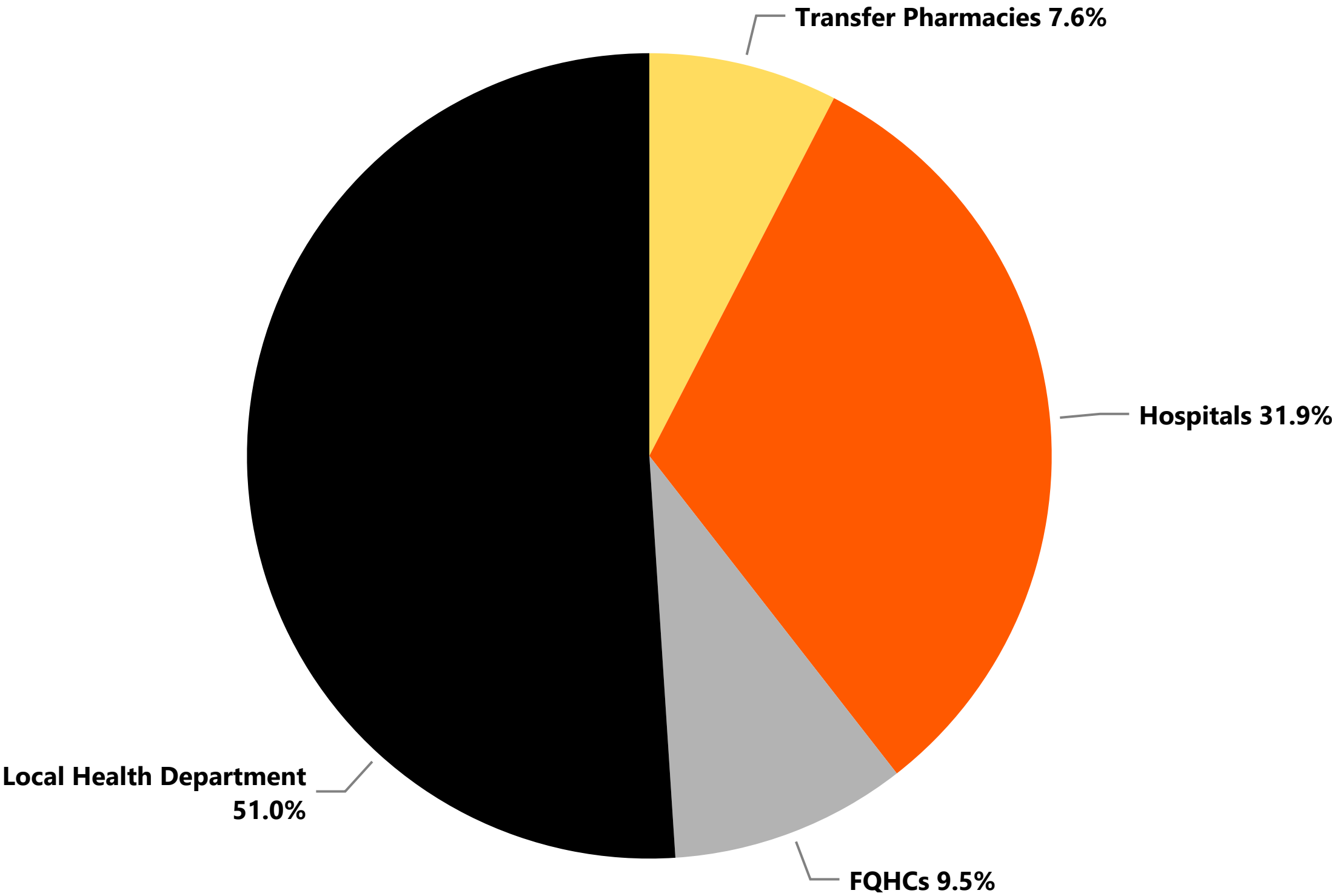
NOTE: Vaccine allocation is for 1st doses only and does not include the federal Pharmacy Partnership for Long-Term Care and the federal Retail Pharmacy. Only the mass-vaccination doses reserved for county are included in the county totals.

County Allocation Summary

Facility Type	Total
<div><div></div>Transfer Pharmacies</div>	17,509
Giant Food (Pharmacy Transfer Program)	14,800
Safeway (Pharmacy Transfer Program)	2,709
<div><div></div>Hospitals</div>	73,508
Adventist HealthCare Rehabilitation	3,400
Adventist HealthCare Shady Grove Medical Center	9,825
Adventist HealthCare White Oak Medical Center	11,075
Holy Cross Health	21,550
Johns Hopkins Hospital System	20,826
MedStar Health System	6,632
RICA Rockville (MDH)	200
<div><div></div>FQHCs</div>	21,940
Community Clinic, Inc.	1,300
Kaiser (Gaithersburg)	19,140
Mobile Medical Care Inc	1,500
<div><div></div>Local Health Department</div>	117,720
Montgomery County Health Department	117,720
Total	230,677

Facility Type Breakdown

Montgomery County



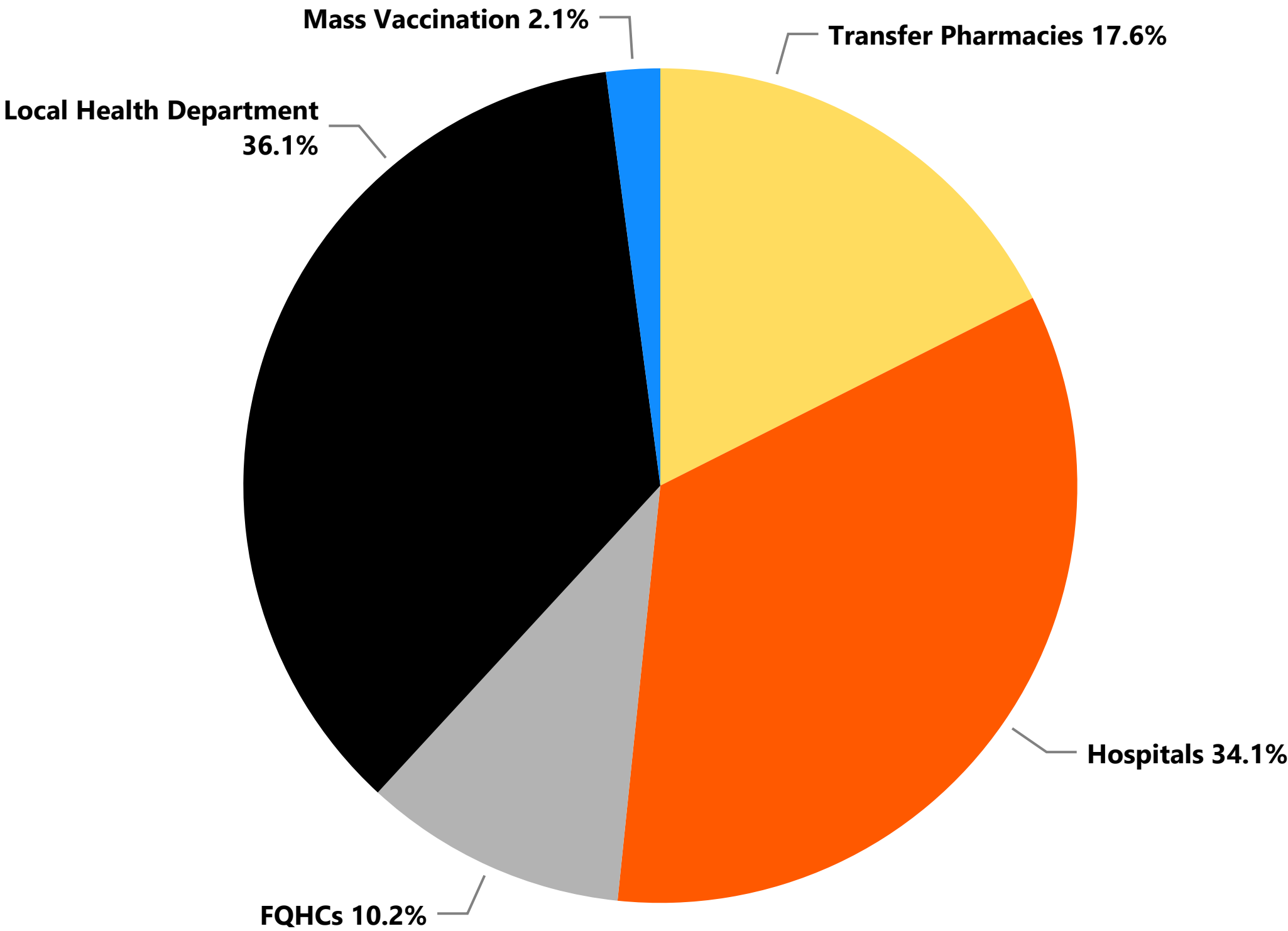
NOTE: Vaccine allocation is for 1st doses only and does not include the federal Pharmacy Partnership for Long-Term Care and the federal Retail Pharmacy. Only the mass-vaccination doses reserved for county are included in the county totals.

County Allocation Summary

Facility Type	Total
<div><div></div>Transfer Pharmacies</div>	42,075
Epic (Pharmacy Transfer Program)	2,820
Giant Food (Pharmacy Transfer Program)	23,100
Independent Pharmacies (Pharmacy Transfer Program)	1,110
Safeway (Pharmacy Transfer Program)	11,245
Walmart (Pharmacy Transfer Program)	2,400
Wegmans (Pharmacy Transfer Program)	1,400
<div><div></div>Hospitals</div>	81,548
Adventist HealthCare Fort Washington Medical Center	10,795
Doctors Community Hospital	34,015
MedStar Health System	6,632
UM Capital Region Hub (Prince George's, Laurel, Bowie, Charles)	30,106
<div><div></div>FQHCs</div>	24,450
Greater Baden Medical Service Inc	1,600
Kaiser (Largo)	22,850
<div><div></div>Local Health Department</div>	86,335
Prince George's County Health Department	86,335
<div><div></div>Mass Vaccination</div>	5,000
Total	239,408

Facility Type Breakdown

Prince Georges County

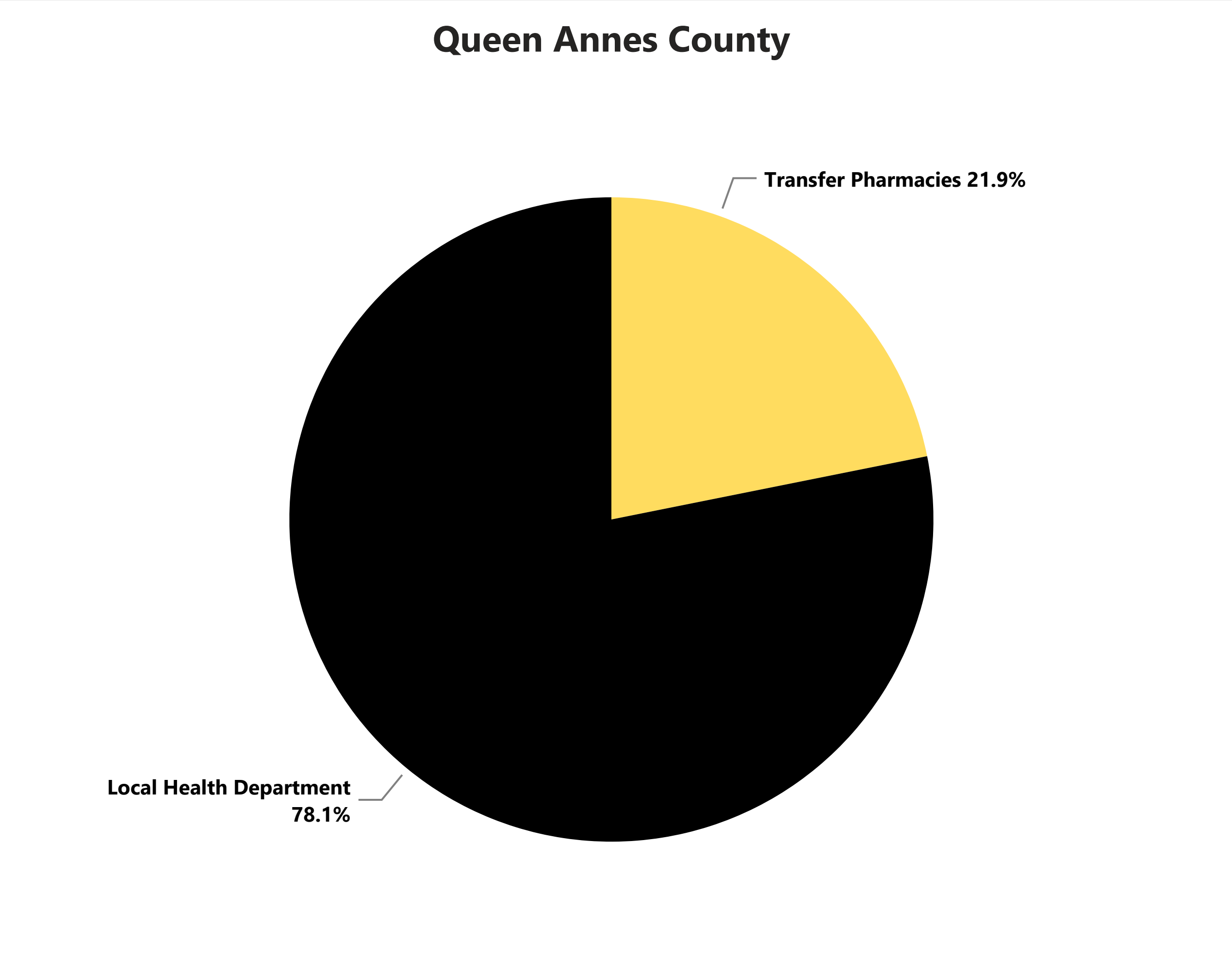


NOTE: Vaccine allocation is for 1st doses only and does not include the federal Pharmacy Partnership for Long-Term Care and the federal Retail Pharmacy. Only the mass-vaccination doses reserved for county are included in the county totals.

County Allocation Summary

Facility Type	Total
<div><div></div>Transfer Pharmacies</div>	2,209
Safeway (Pharmacy Transfer Program)	2,209
<div><div></div>Local Health Department</div>	7,900
Queen Anne's County Health Department	7,900
Total	10,109

Facility Type Breakdown

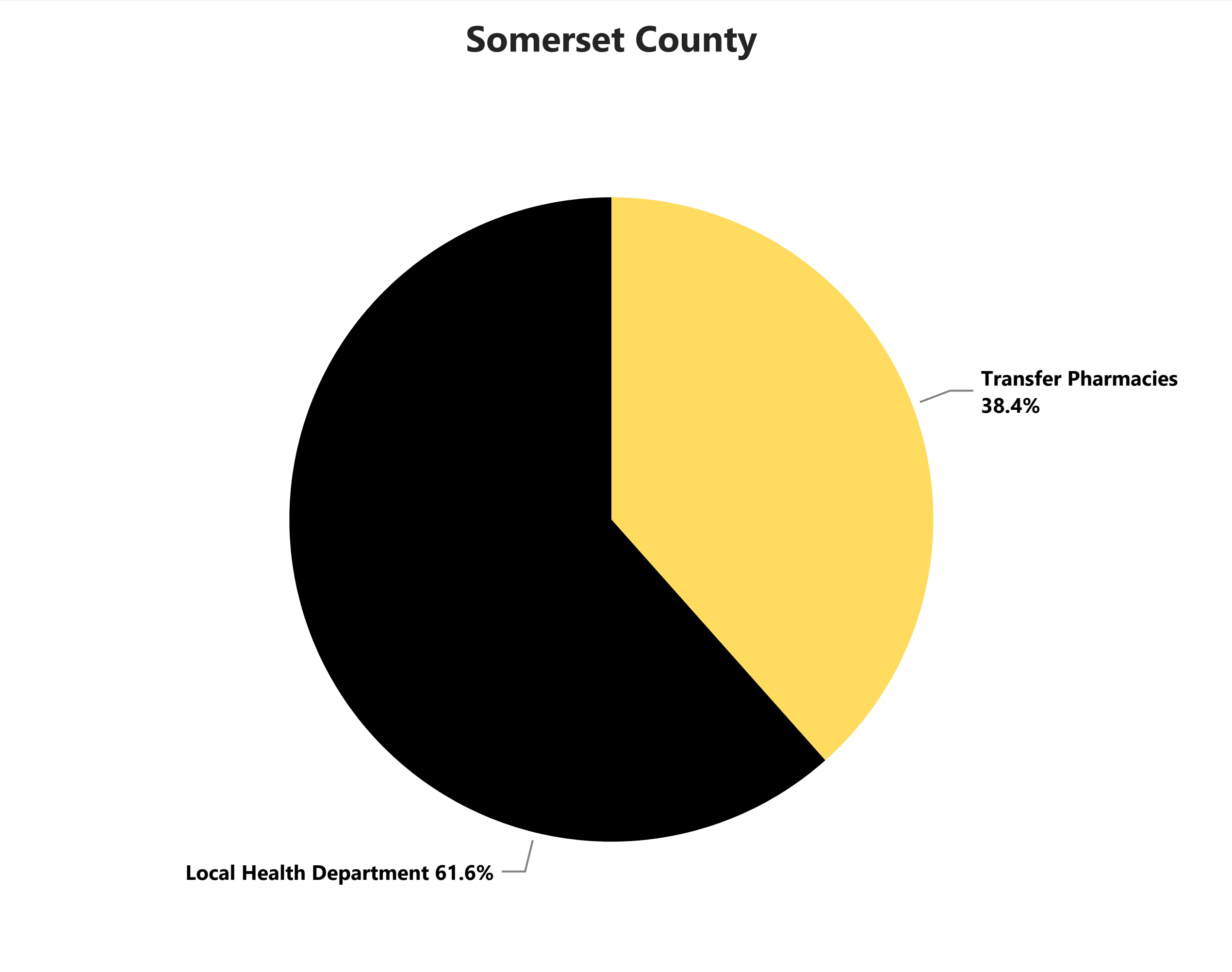


NOTE: Vaccine allocation is for 1st doses only and does not include the federal Pharmacy Partnership for Long-Term Care and the federal Retail Pharmacy. Only the mass-vaccination doses reserved for county are included in the county totals.

County Allocation Summary

Facility Type	Total
<div><div></div>Transfer Pharmacies</div>	4,870
Epic (Pharmacy Transfer Program)	940
Independent Pharmacies (Pharmacy Transfer Program)	370
Rite Aid (Pharmacy Transfer Program)	3,560
<div><div></div>Local Health Department</div>	7,800
Somerset County Health Department	7,800
Total	12,670

Facility Type Breakdown

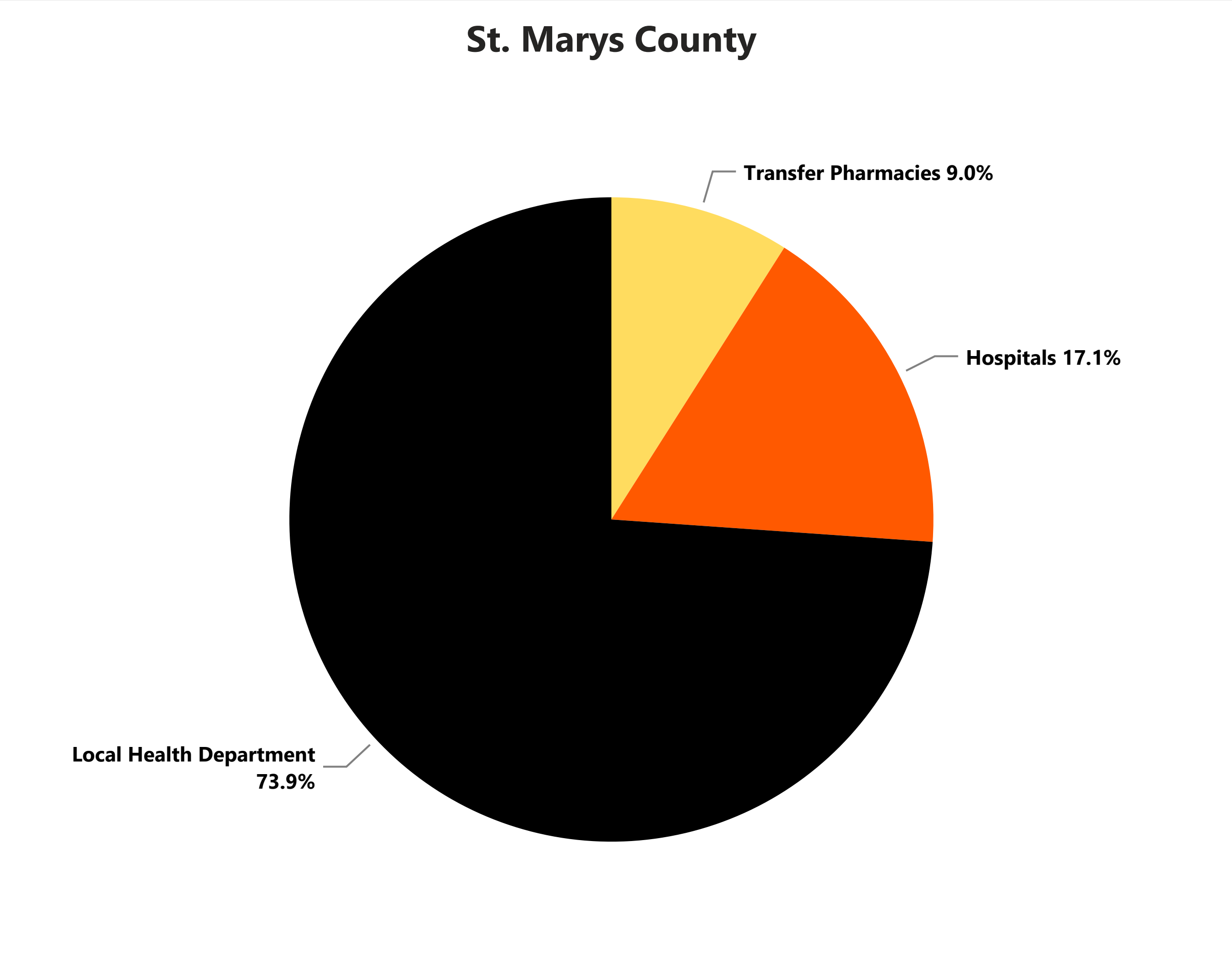


NOTE: Vaccine allocation is for 1st doses only and does not include the federal Pharmacy Partnership for Long-Term Care and the federal Retail Pharmacy. Only the mass-vaccination doses reserved for county are included in the county totals.

County Allocation Summary

Facility Type	Total
<div><div></div>Transfer Pharmacies</div>	3,500
Giant Food (Pharmacy Transfer Program)	3,500
<div><div></div>Hospitals</div>	6,632
MedStar Health System	6,632
<div><div></div>Local Health Department</div>	28,675
St. Mary's County Health Department	28,675
Total	38,807

Facility Type Breakdown

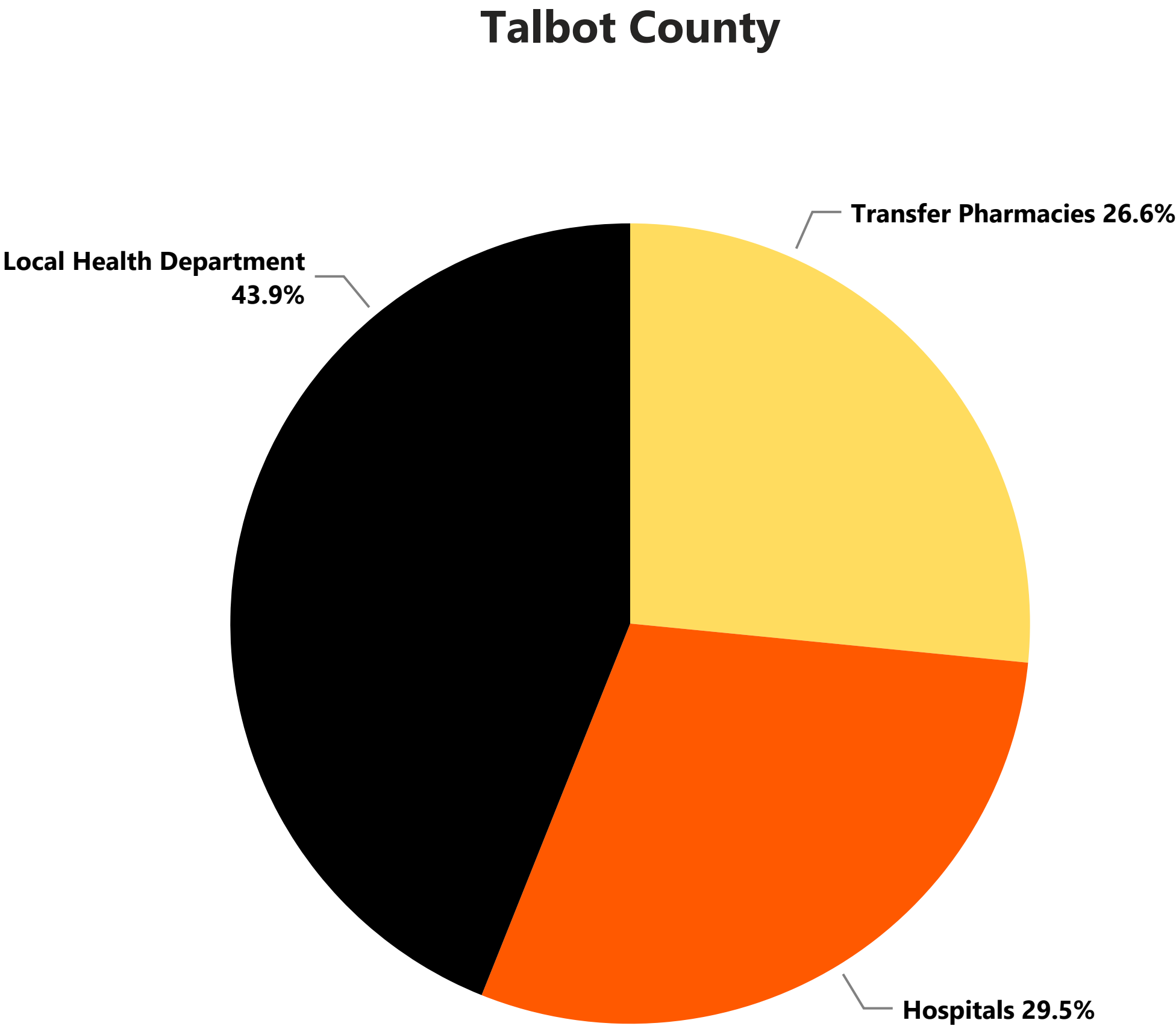


NOTE: Vaccine allocation is for 1st doses only and does not include the federal Pharmacy Partnership for Long-Term Care and the federal Retail Pharmacy. Only the mass-vaccination doses reserved for county are included in the county totals.

County Allocation Summary

Facility Type	Total
<div><div></div>Transfer Pharmacies</div>	4,110
Epic (Pharmacy Transfer Program)	940
Independent Pharmacies (Pharmacy Transfer Program)	370
Walmart (Pharmacy Transfer Program)	2,800
<div><div></div>Hospitals</div>	4,565
UM-BWMC/Eastern Shore Hub	4,565
<div><div></div>Local Health Department</div>	6,800
Talbot County Health Department	6,800
Total	15,475

Facility Type Breakdown

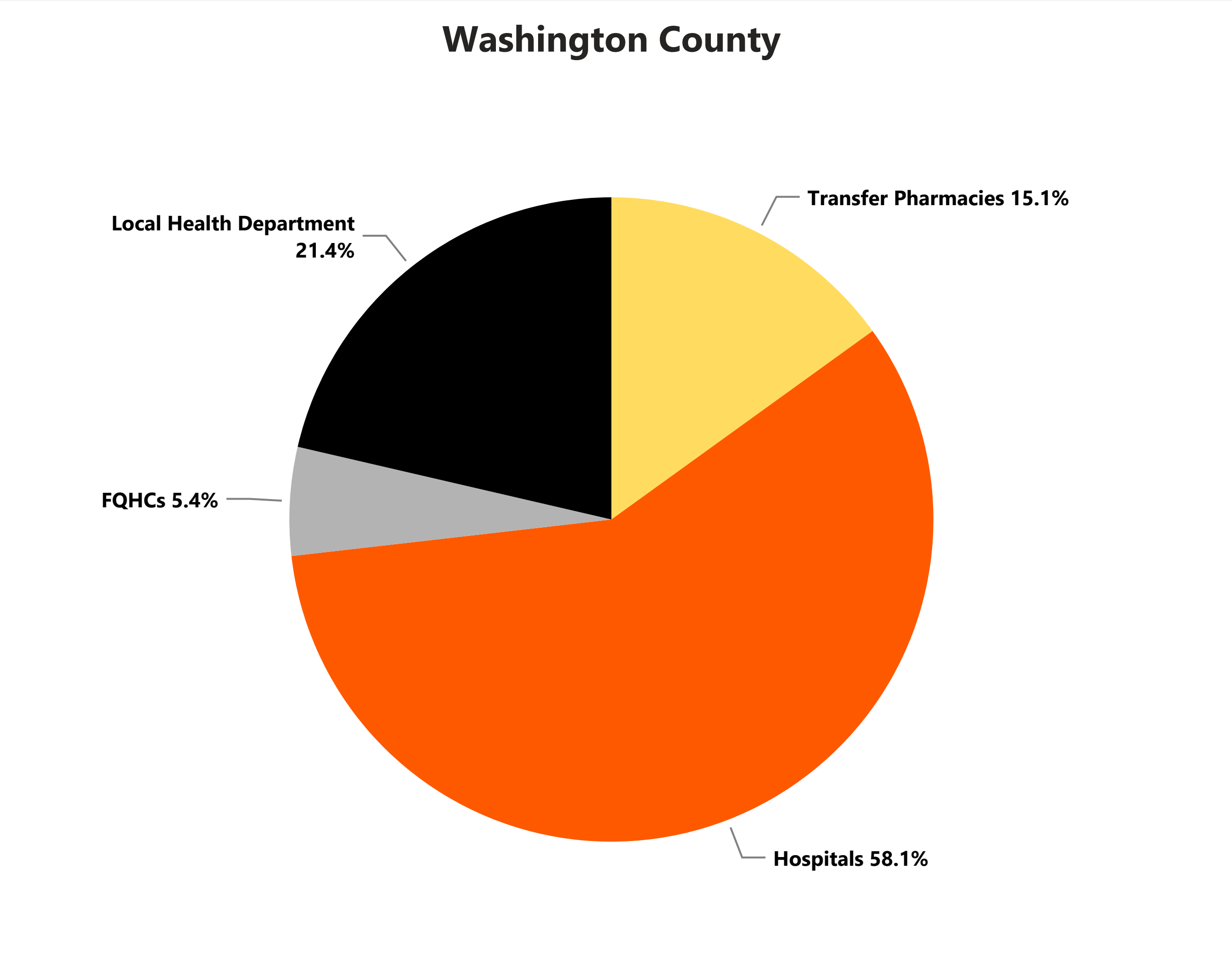


NOTE: Vaccine allocation is for 1st doses only and does not include the federal Pharmacy Partnership for Long-Term Care and the federal Retail Pharmacy. Only the mass-vaccination doses reserved for county are included in the county totals.

County Allocation Summary

Facility Type	Total
<div><div></div>Transfer Pharmacies</div>	8,310
Epic (Pharmacy Transfer Program)	940
Independent Pharmacies (Pharmacy Transfer Program)	370
Martin's (Pharmacy Transfer Program)	7,000
<div><div></div>Hospitals</div>	32,090
Meritus Medical Center	32,090
<div><div></div>FQHCs</div>	3,000
Family Healthcare Of Hagerstown	1,500
Tri-State Community Health Center	1,500
<div><div></div>Local Health Department</div>	11,800
Washington County Health Department	11,800
Total	55,200

Facility Type Breakdown

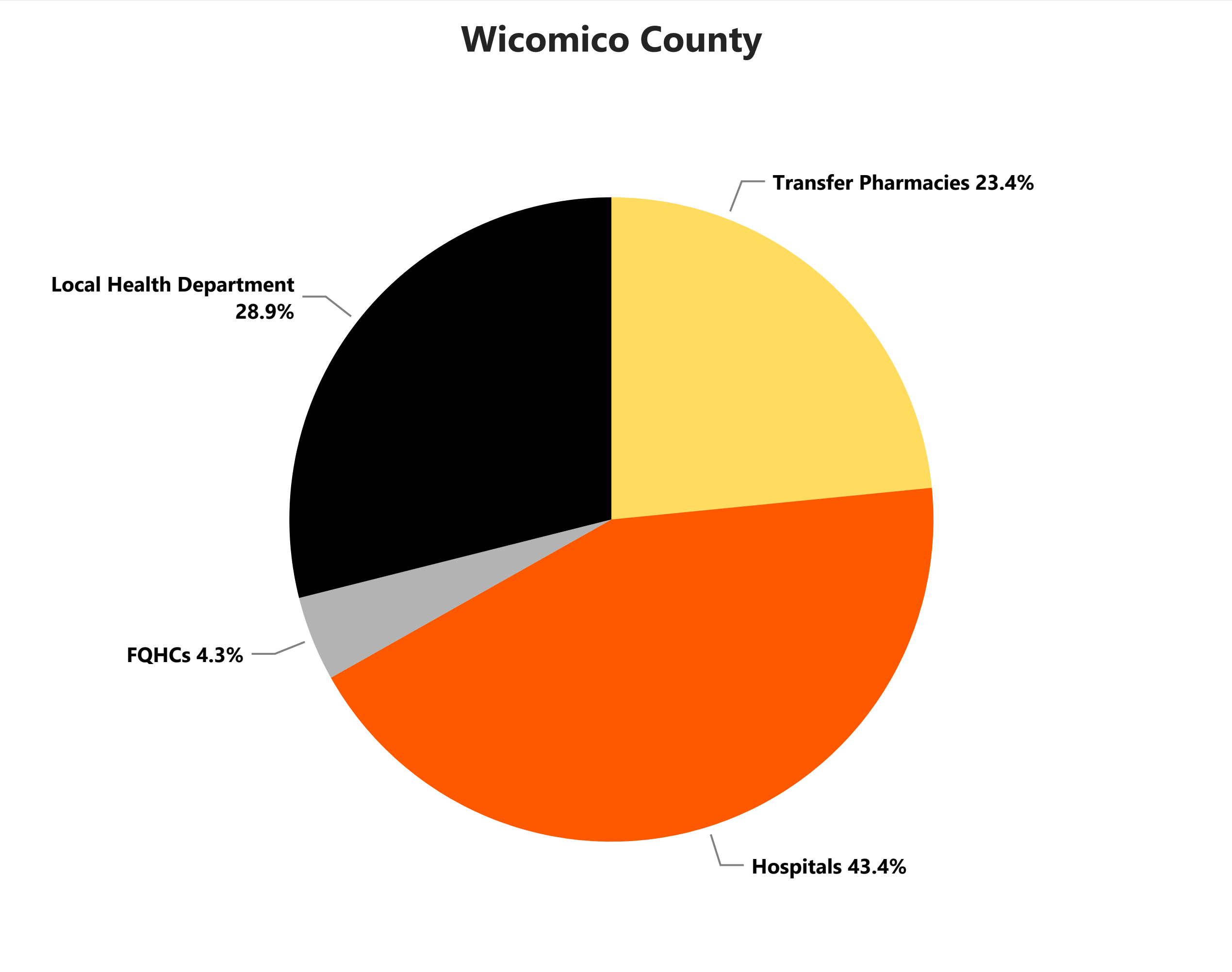


NOTE: Vaccine allocation is for 1st doses only and does not include the federal Pharmacy Partnership for Long-Term Care and the federal Retail Pharmacy. Only the mass-vaccination doses reserved for county are included in the county totals.

County Allocation Summary

Facility Type	Total
<div><div></div>Transfer Pharmacies</div>	11,020
Epic (Pharmacy Transfer Program)	1,880
Independent Pharmacies (Pharmacy Transfer Program)	740
Walmart (Pharmacy Transfer Program)	8,400
<div><div></div>Hospitals</div>	20,410
Emcompass Health Rehab Center	300
Holly Center (MDH)	200
Potomac (MDH)	300
TidalHealth Peninsula Regional	19,610
<div><div></div>FQHCs</div>	2,000
Chesapeake Health Care	2,000
<div><div></div>Local Health Department</div>	13,600
Wicomico County Health Department	13,600
Total	47,030

Facility Type Breakdown

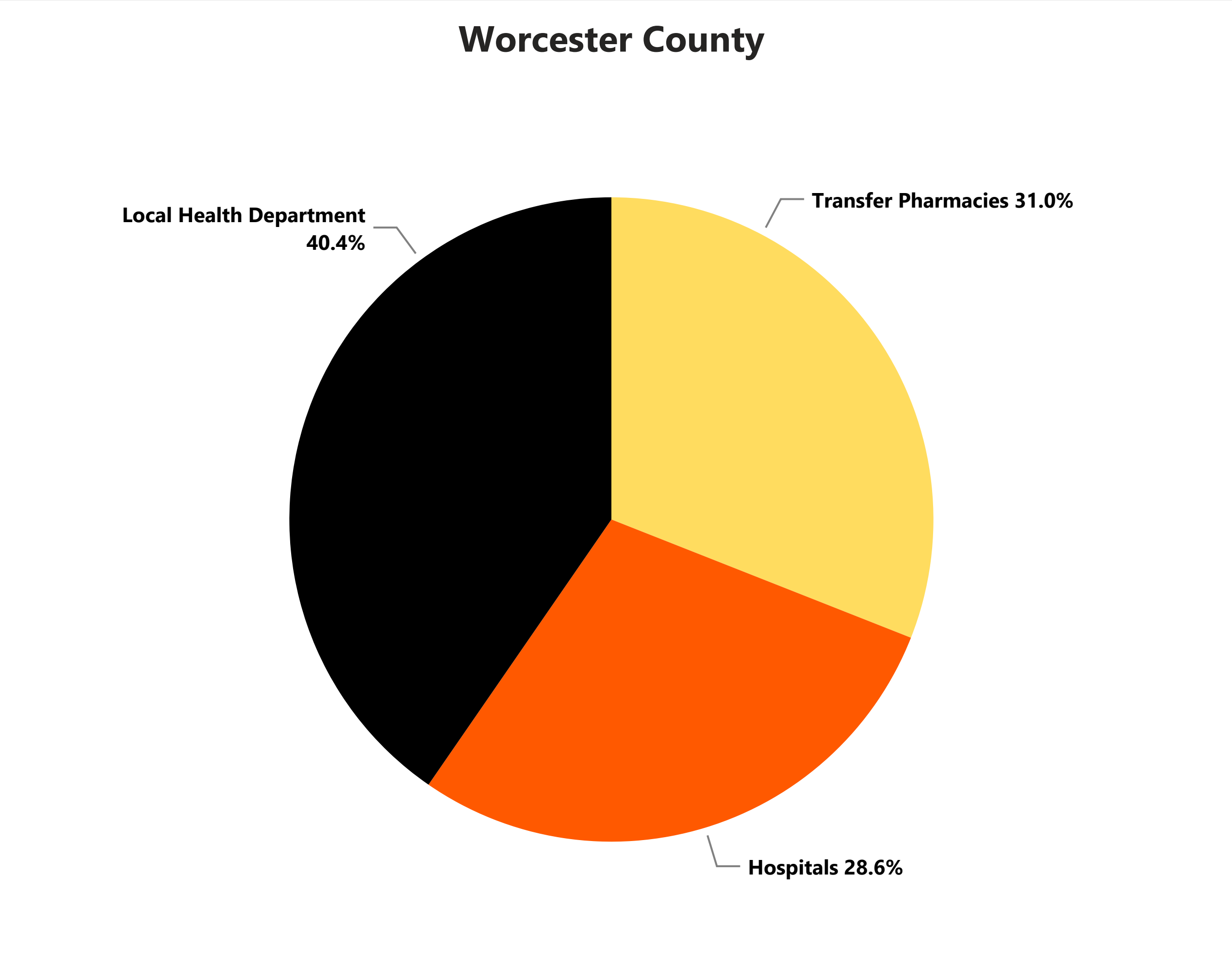


NOTE: Vaccine allocation is for 1st doses only and does not include the federal Pharmacy Partnership for Long-Term Care and the federal Retail Pharmacy. Only the mass-vaccination doses reserved for county are included in the county totals.

County Allocation Summary

Facility Type	Total
<div><div></div>Transfer Pharmacies</div>	5,600
Walmart (Pharmacy Transfer Program)	5,600
<div><div></div>Hospitals</div>	5,175
Atlantic General Hospital	5,175
<div><div></div>Local Health Department</div>	7,300
Worcester County Health Department	7,300
Total	18,075

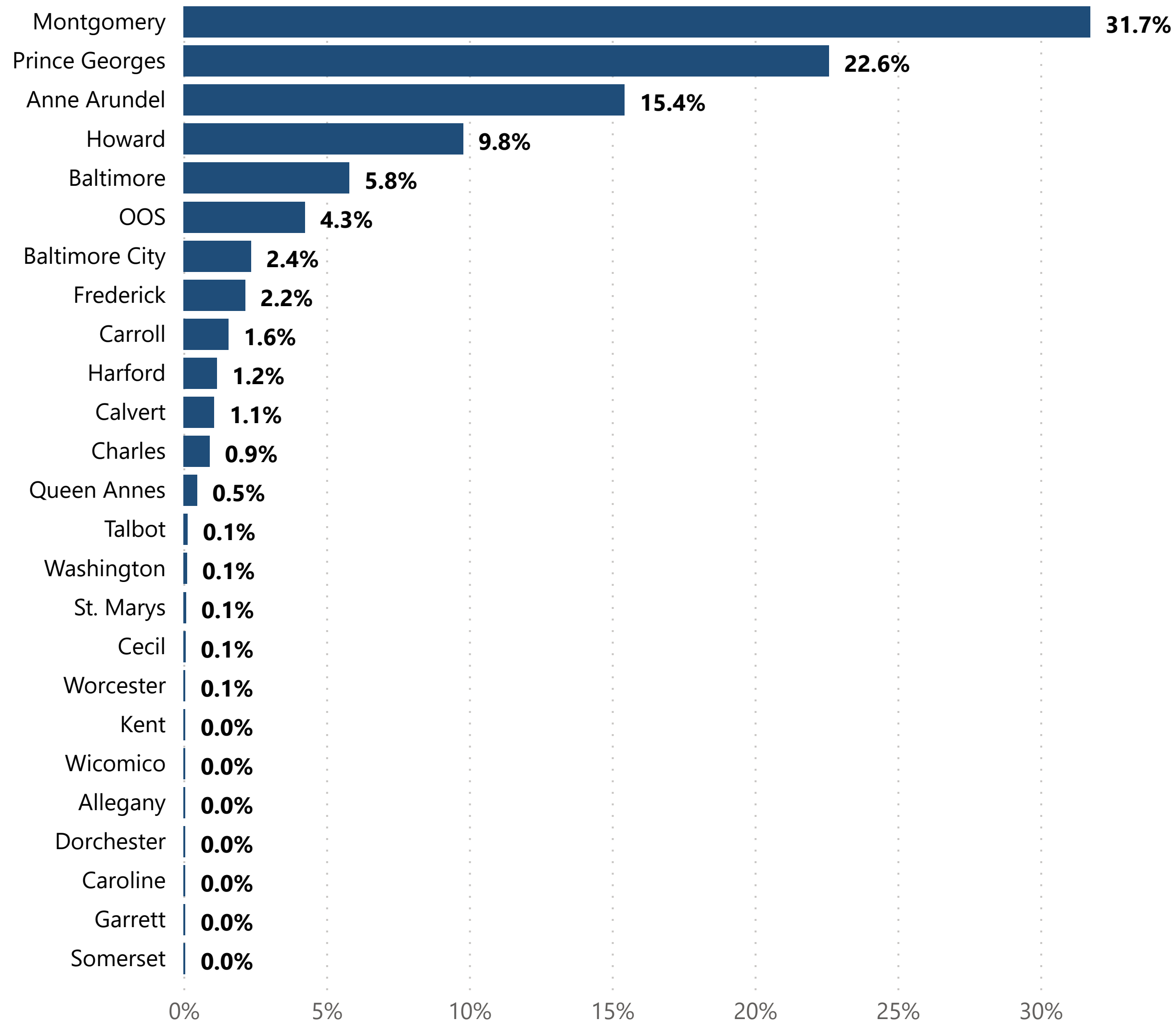
Facility Type Breakdown



NOTE: Vaccine allocation is for 1st doses only and does not include the federal Pharmacy Partnership for Long-Term Care and the federal Retail Pharmacy. Only the mass-vaccination doses reserved for county are included in the county totals.

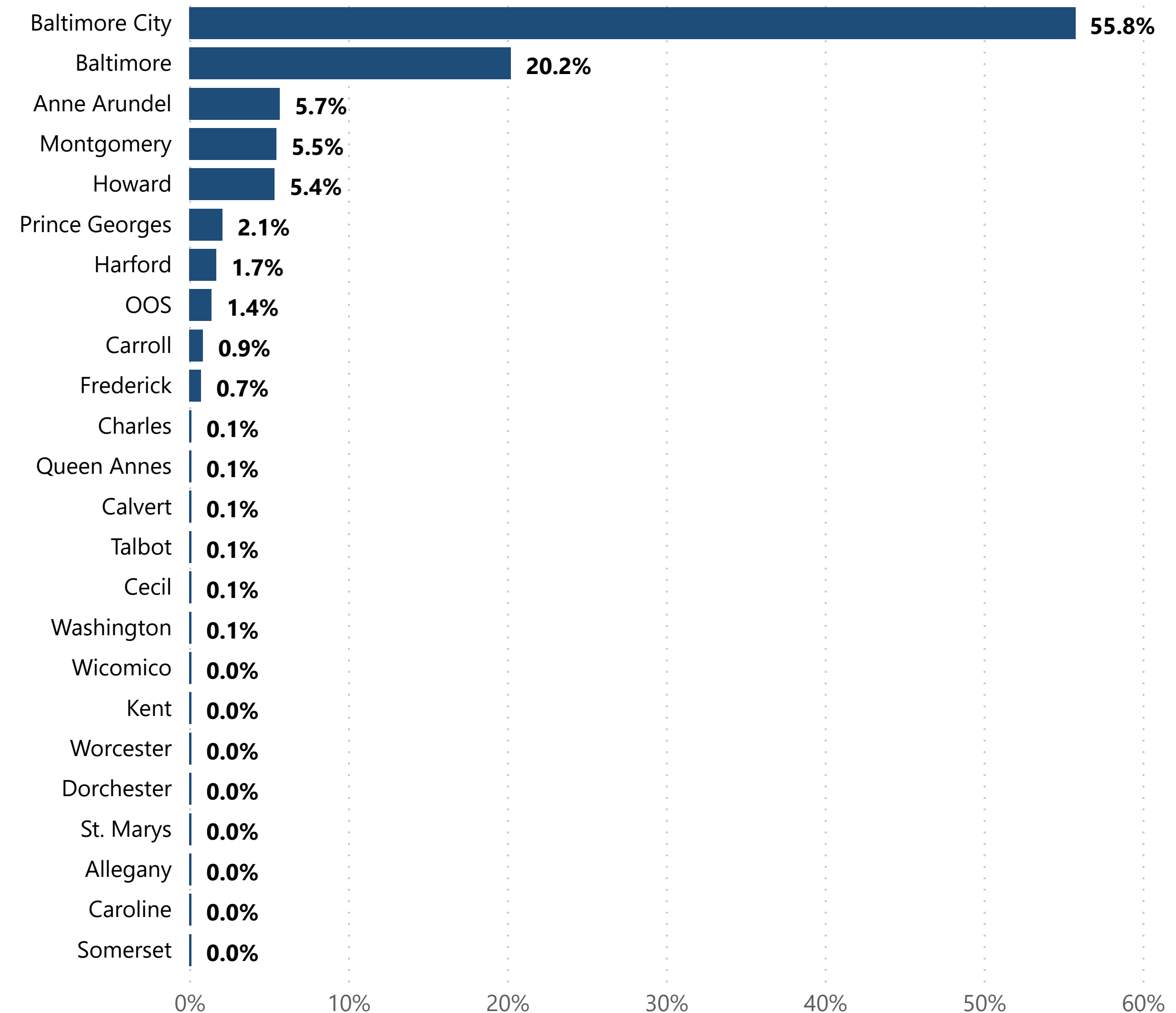
% of 1st Doses Administered by County of Patient Residence

Six Flags America



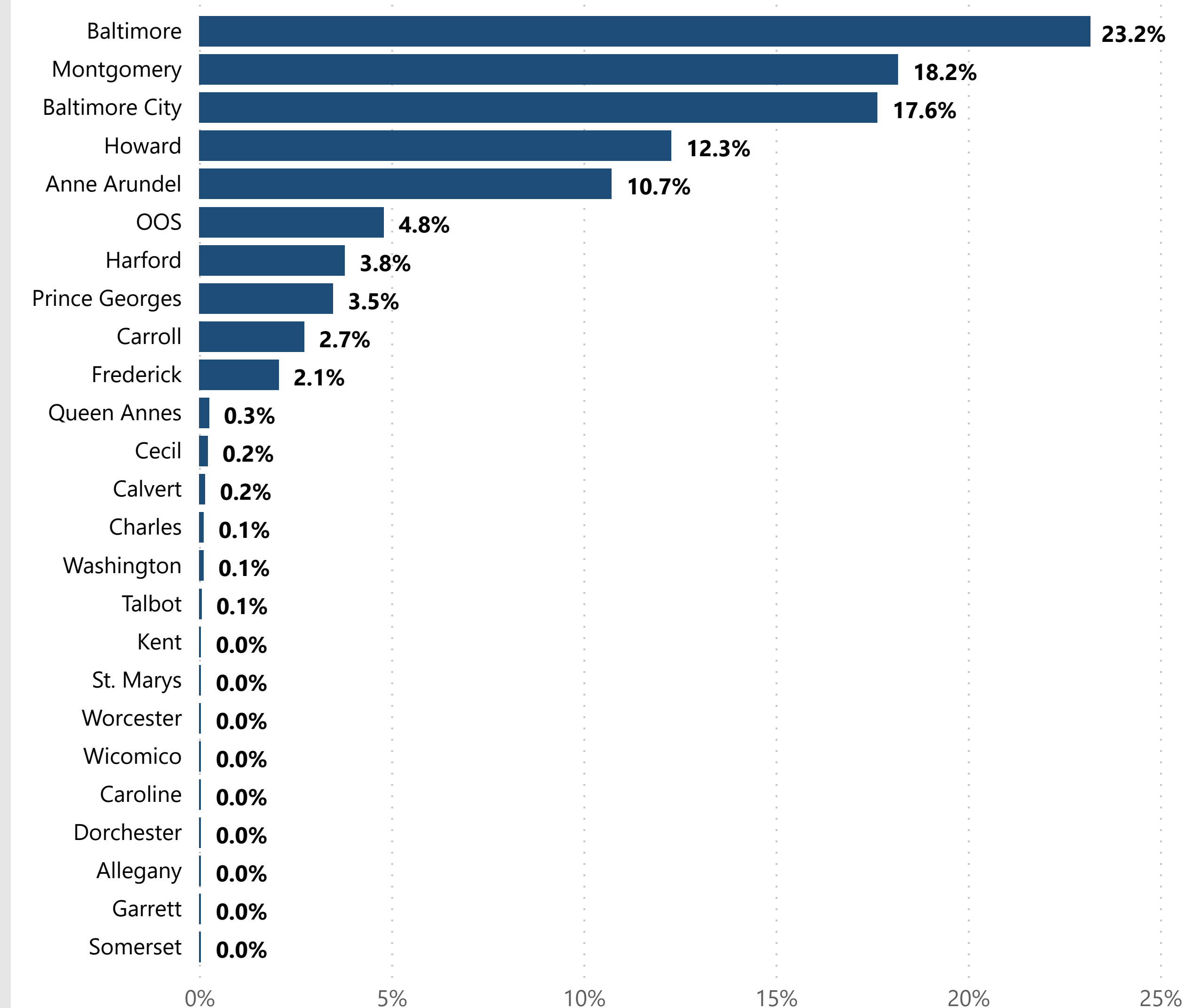
% of 1st Doses Administered by County of Patient Residence

Convention Center



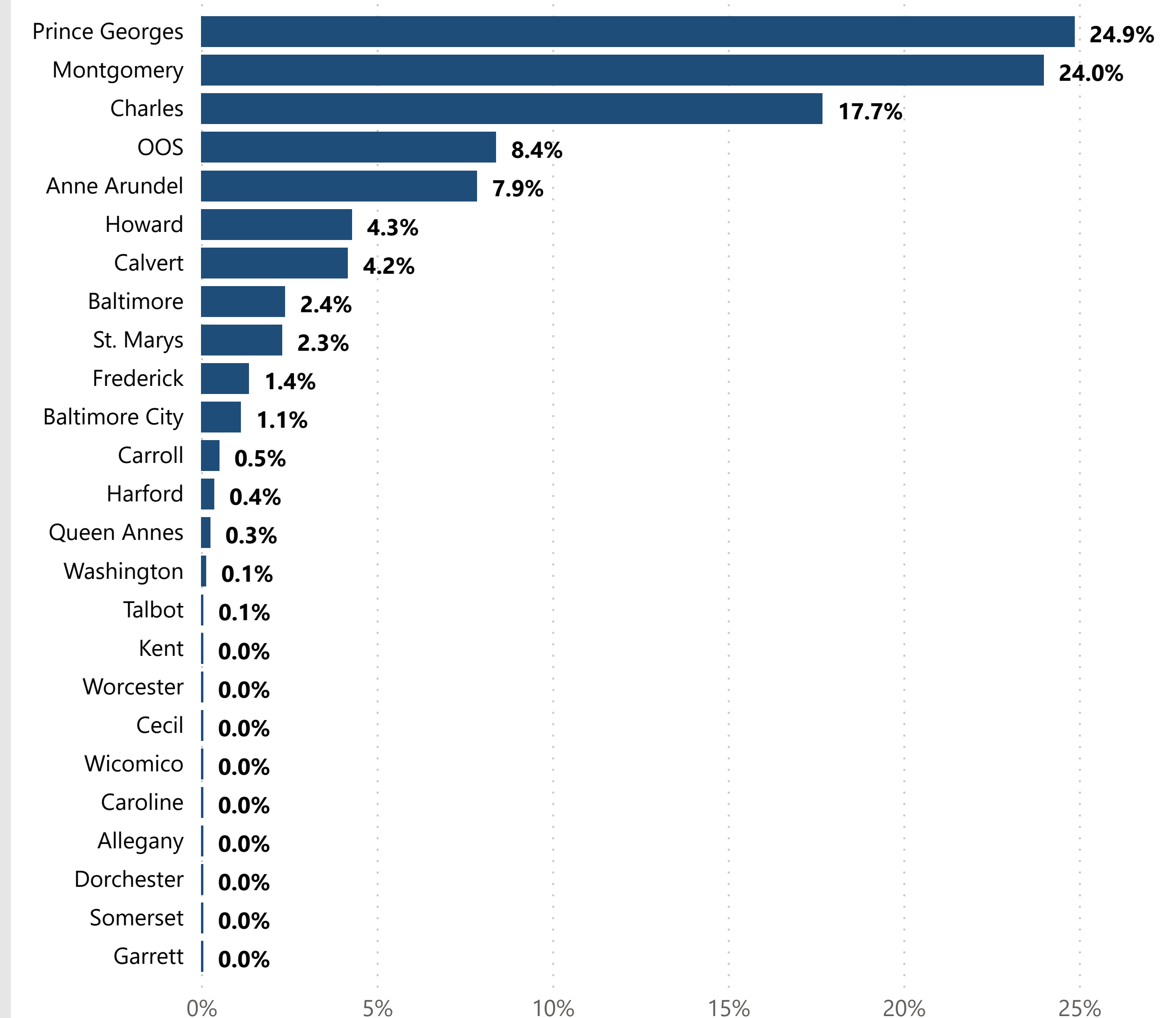
% of 1st Doses Administered by County of Patient Residence

M&T Bank



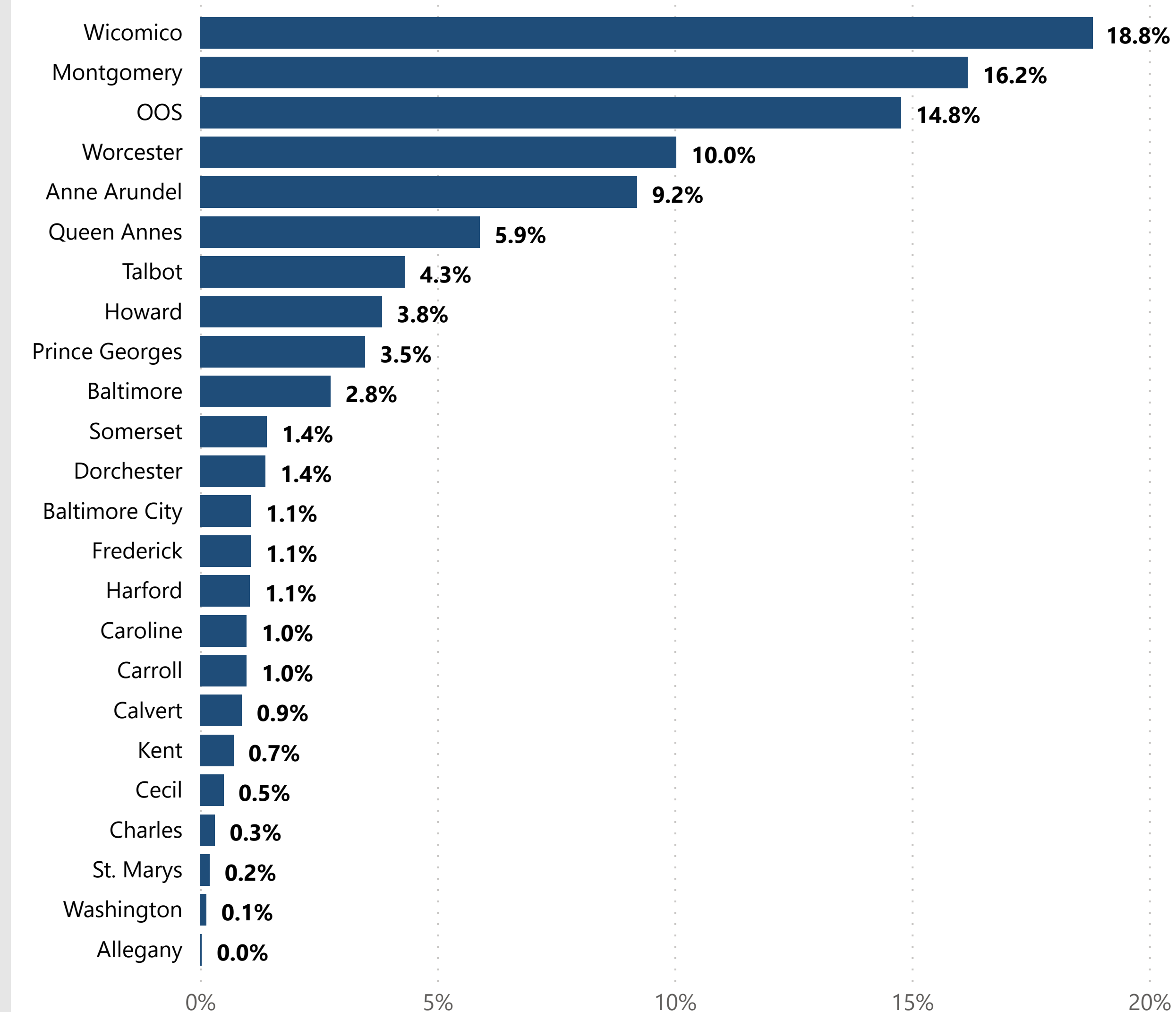
% of 1st Doses Administered by County of Patient Residence

Regency Stadium



% of 1st Doses Administered by County of Patient Residence

Wicomico Civic Center



% of 1st Doses Administered by County of Patient Residence

Hagerstown Premium Outlet

