



Rapid Analysis of Drugs (RAD) Update

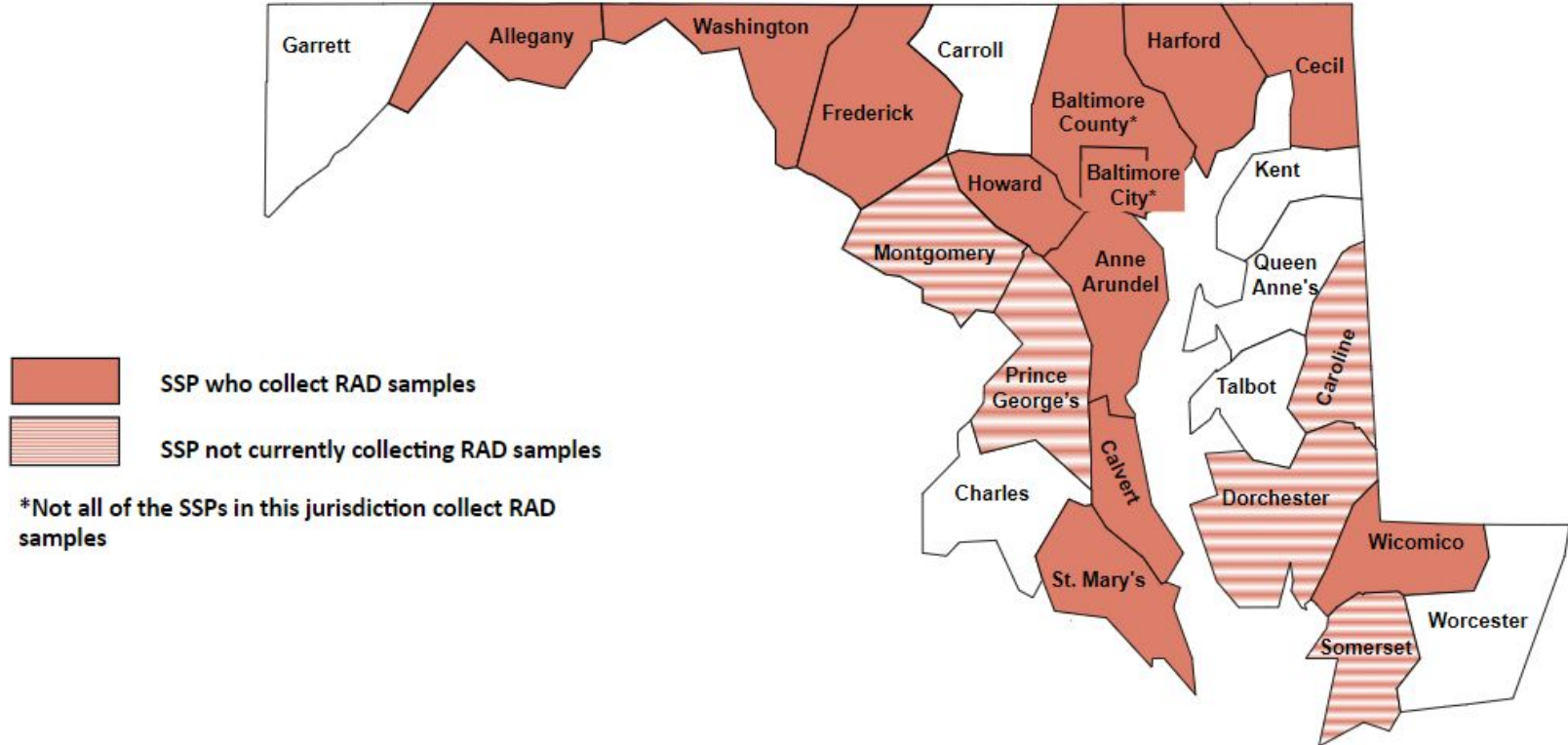
Maggie Rybak, MPH, Program Implementation Specialist

Jasmine Lopes, MPH, Epidemiologist

Center for Harm Reduction Services (CHRS)

January 24th, 2024

Participating Syringe Service Programs



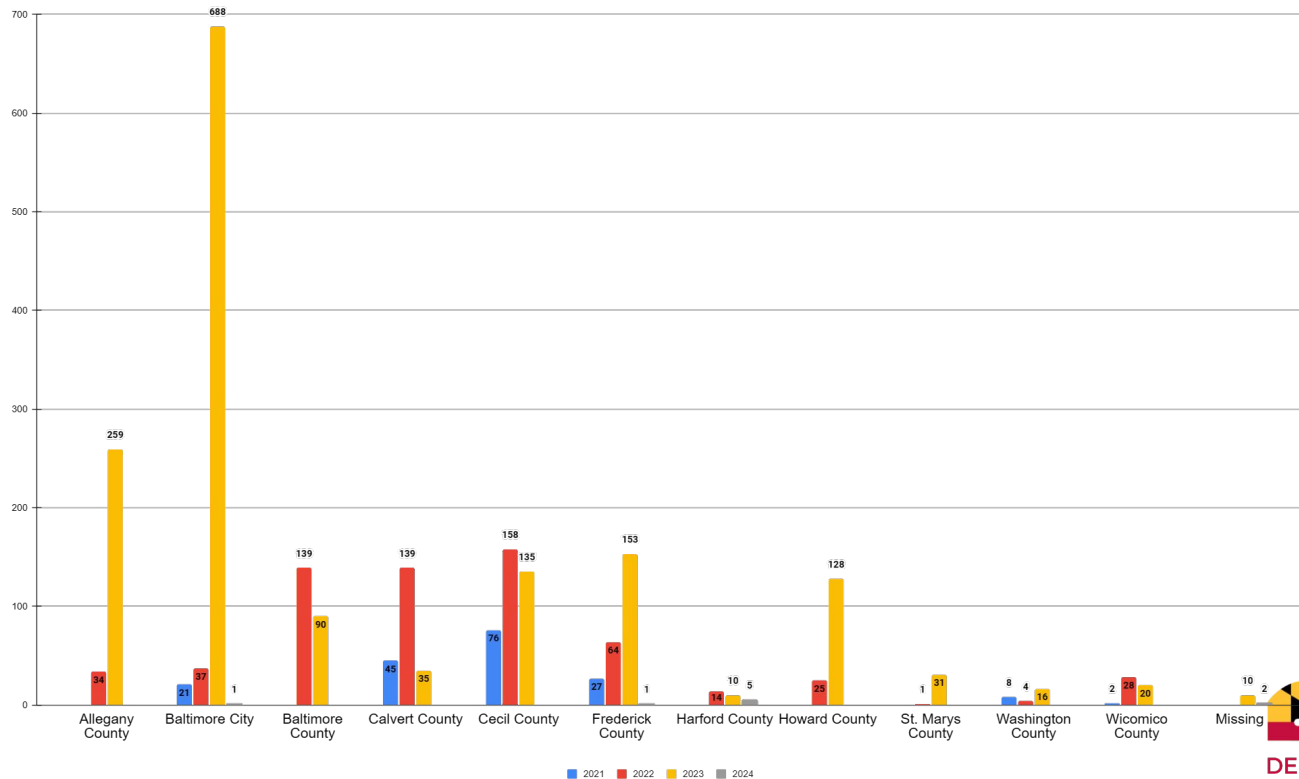
Samples Collected

- Sample Collection began in October 2021 and is continuing
- As of 1/16/2024 2,406 samples have been tested.
- 17 of the 25 SSPs in Maryland collect samples.
 - Covering 12 jurisdictions

New [RAD Report](#) Available!

- Focuses on xylazine in Maryland from October 2021- October 2023.

RAD Sampling by Jurisdiction over Time



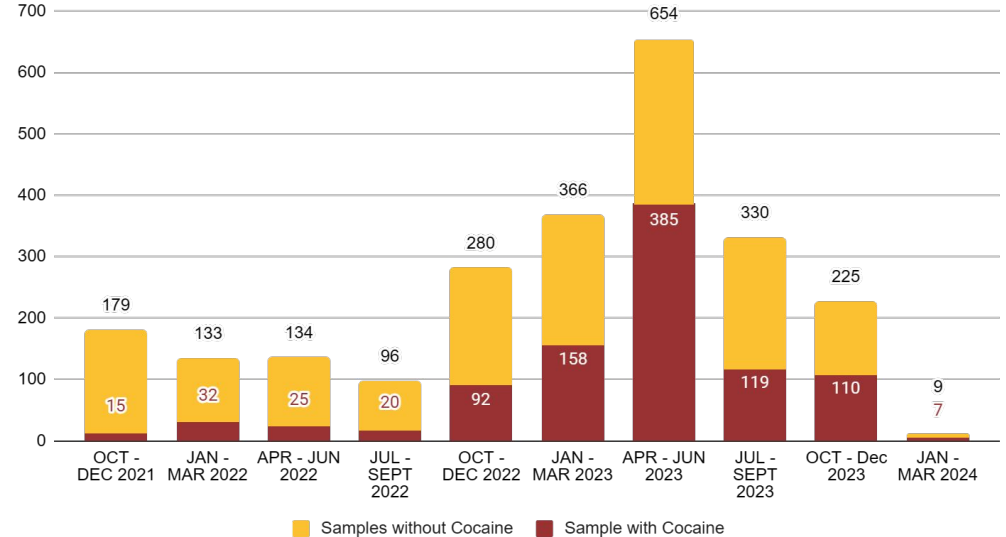
RAD Sampling by Jurisdiction, OCT 2021- Jan 2024

Jurisdiction	Year			Jurisdiction Totals
	2021	2022	2023	
Allegany County		34	259	293
Baltimore City	21	37	688	747
Baltimore County		139	90	229
Calvert County	45	139	35	219
Cecil County	76	158	135	369
Frederick County	27	64	153	245
Harford County		14	10	29
Howard County		25	128	153
St. Mary's County		1	31	32
Washington County	8	4	16	28
Wicomico County	2	28	20	50
Missing			10	12
Year Totals	179	643	1575	2263

Note: Data is preliminary and subject to change.

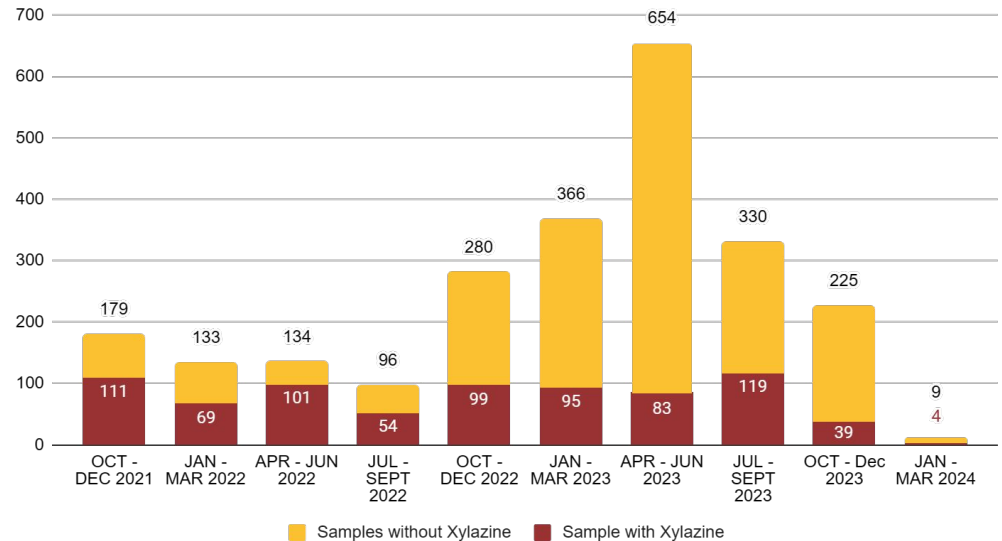
Samples Containing Cocaine

- 40% of samples tested contained cocaine.
- In CY23 Q4 (October - December) there were a total of 110 samples that contained cocaine.
- 12.8% increase from the previous quarter (CY23 Q3)
- 16% increase in samples containing cocaine from same time last year (CY22 Q4)



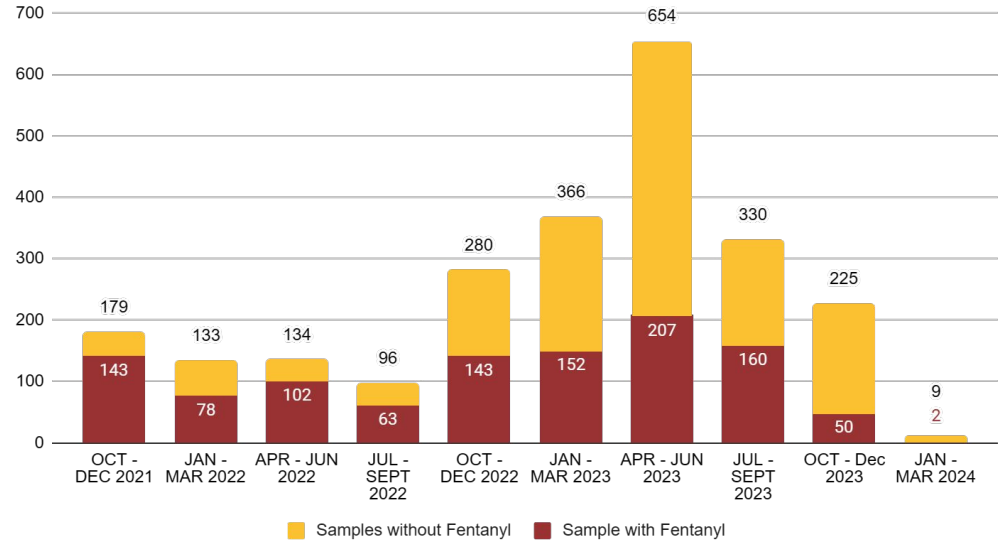
Samples Containing Xylazine

- 32.2% of samples tested contained Xylazine.
- In CY23 Q4 (October - December) there were a total of 39 samples that contained Xylazine.
- 18.7% decrease from the previous quarter (CY23 Q3)
- 18% decrease in samples containing xylazine from same time last year (CY22 Q4)



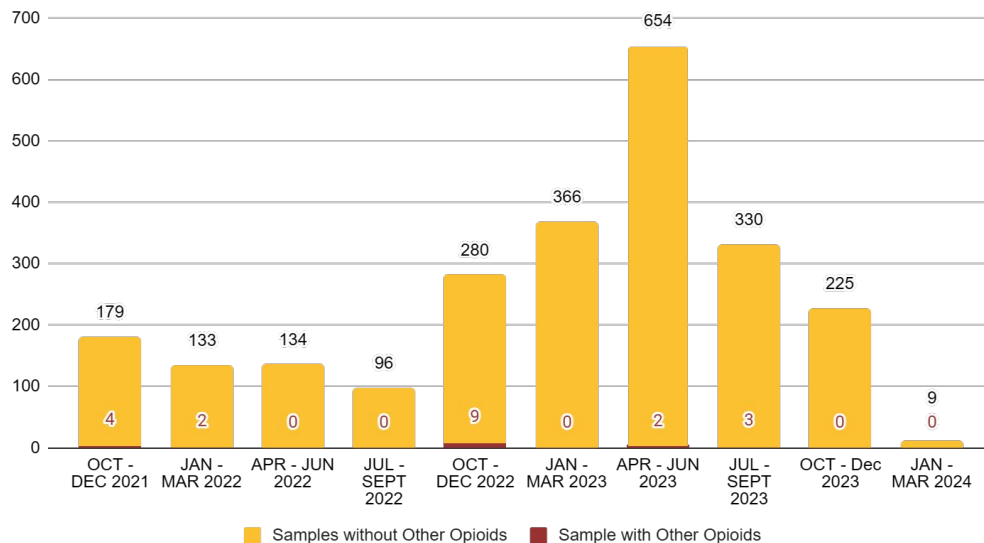
Samples Containing Fentanyl & Fentanyl Analogs

- 45.7% of samples tested contained fentanyl.
- In CY23 Q4 (October - December) there were a total of 50 samples that contained fentanyl.
- 26.3% decrease from the previous quarter (CY23 Q3)
- 28.9% decrease in samples containing fentanyl from same time last year (CY22 Q4)



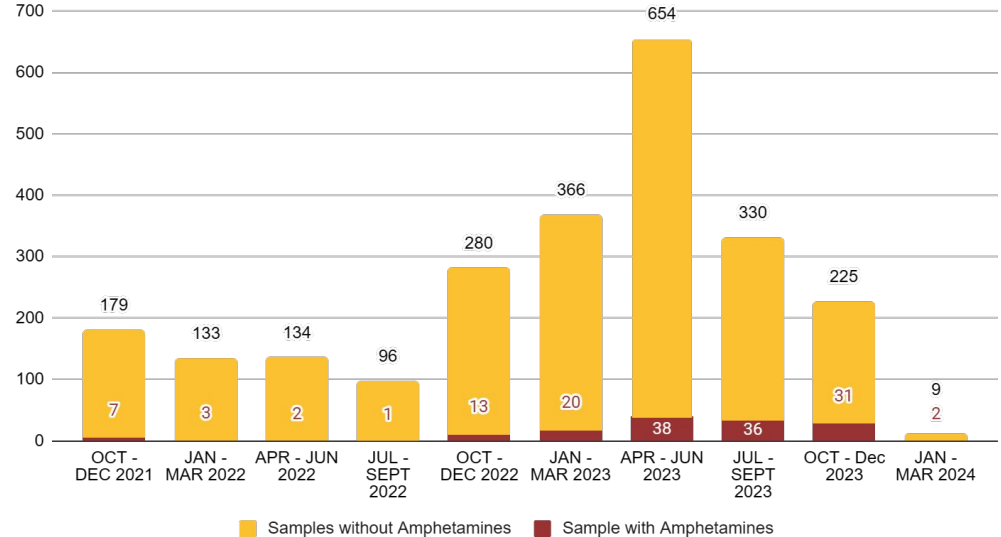
Samples Containing Other Opioids

- 0.8% of samples tested contained other opioids.
- In CY23 Q4 (October - December) there were no samples that contained other opioids.
- 0.9% decrease from the previous quarter (CY23 Q3)
- 3.2% decrease in samples containing other opioids from same time last year (CY22 Q4)



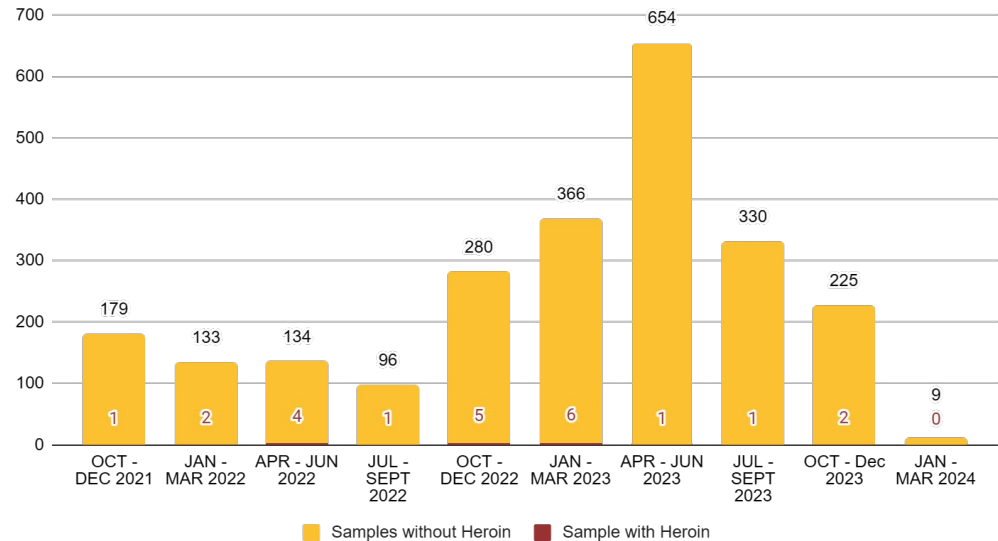
Samples Containing Amphetamines

- 6.4% of samples tested contained amphetamines.
- In CY23 Q4 (October - December) there were a total of 31 samples that contained Amphetamines.
- 2.9% increase from the previous quarter (CY23 Q3)
- 9.1% increase in samples containing amphetamines from same time last year (CY22 Q4)



Samples Containing Heroin & Related Compounds

- 1% of samples tested contained heroin.
- In CY23 Q4 (October - December) there were a total of 2 samples that contained heroin.
- 0.6% increase from the previous quarter (CY23 Q3)
- 0.9% decrease in samples containing heroin from same time last year (CY22 Q4)



Question?

Contact Us

Maggie Rybak

Margaret.rybak@maryland.gov

Jasmine Lopes

Jasmine.lopes@maryland.gov

RAD Resources

[Website](#)

[1-Pager](#)

[MMWR](#)

[Report Volume 1](#)