



# **Rapid Analysis of Drugs (RAD) Update**

**Maggie Rybak, MPH, Program Implementation Specialist**

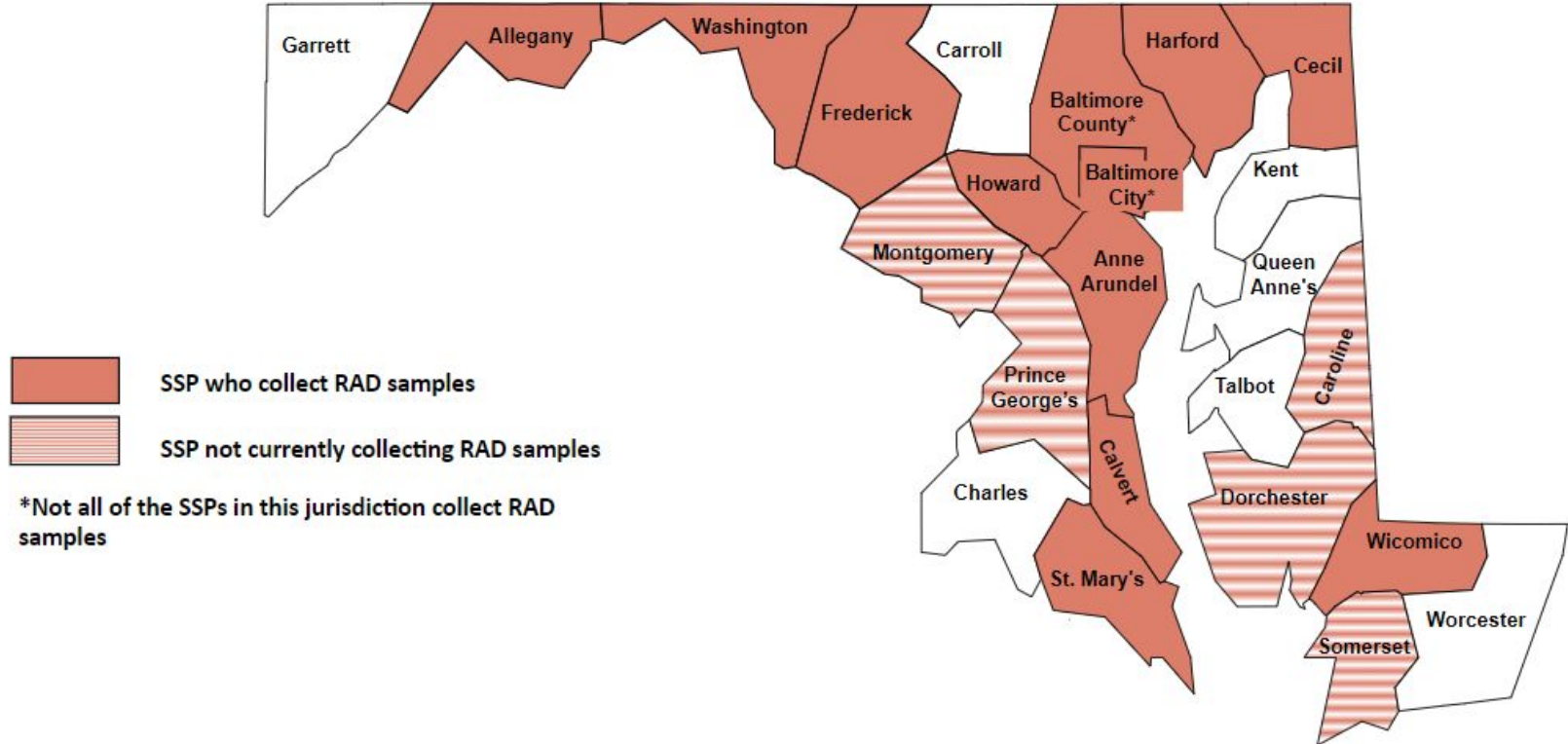
**Jasmine Lopes, MPH, Epidemiologist**

**Center for Harm Reduction Services (CHRS)**

**November 22nd, 2023**

# Participating Syringe Service Programs

---

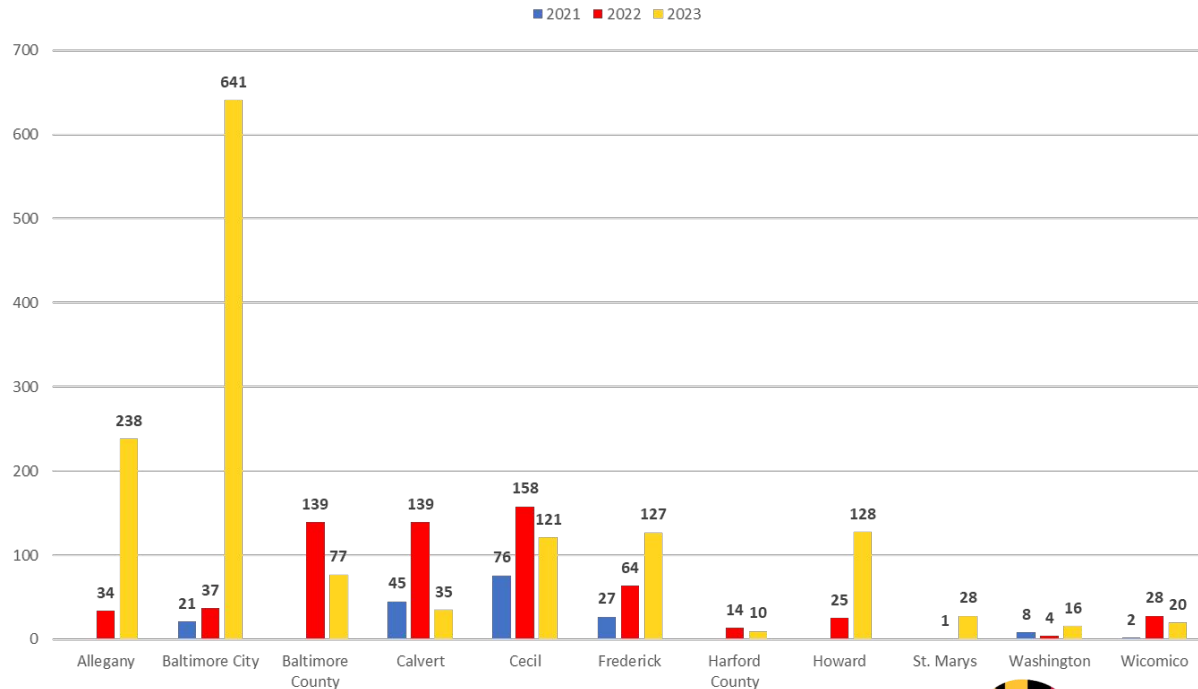


# Samples Collected

---

- Sample Collection began in October 2021 and is continuing
- As of 11/20/2023 2,263 samples have been tested.
- 17 of the 24 SSPs in Maryland collect samples.
  - Covering 12 jurisdictions

# RAD Sampling by Jurisdiction over Time

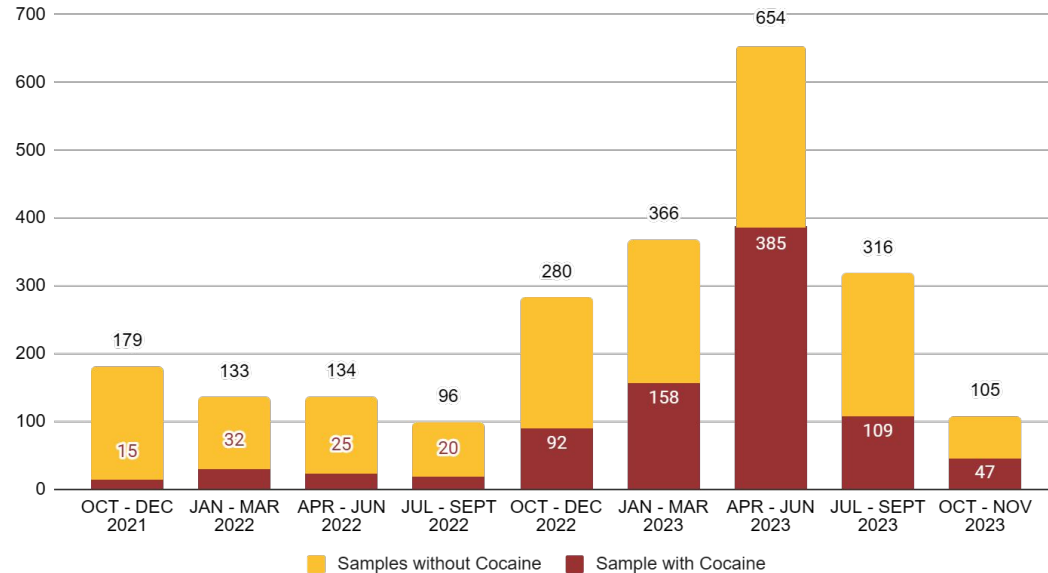


# RAD Sampling by Jurisdiction, OCT 2021- Nov 2023

Jurisdiction	Year			Jurisdiction Totals
	2021	2022	2023	
Allegany County		34	238	272
Baltimore City	21	37	641	699
Baltimore County		139	77	216
Calvert County	45	139	35	219
Cecil County	76	158	121	355
Frederick County	27	64	127	218
Harford County		14	10	24
Howard County		25	128	153
St. Mary's County		1	28	29
Washington County	8	4	16	28
Wicomico County	2	28	20	50
Year Totals	179	643	1441	2263

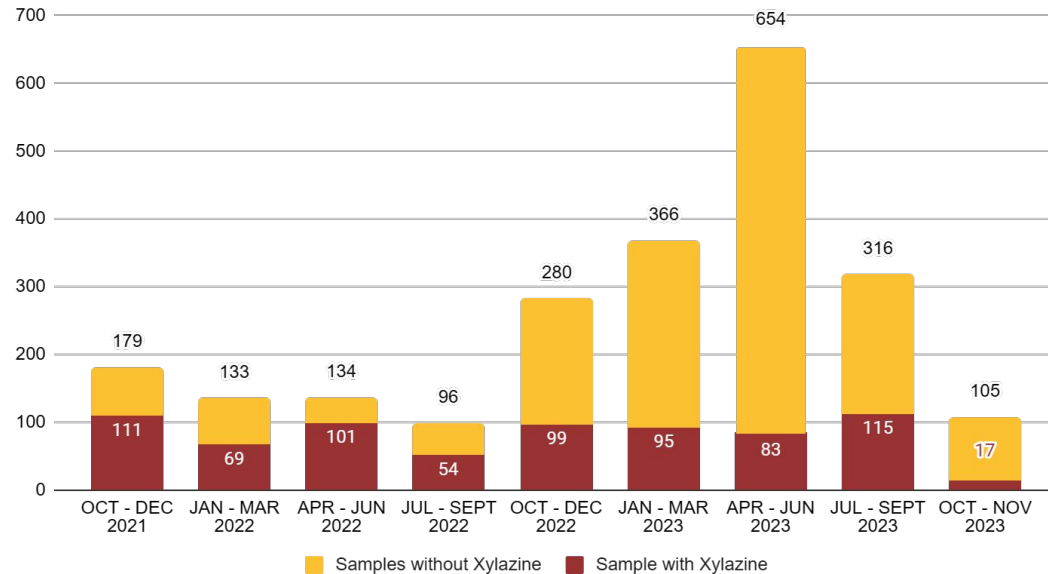
# Samples Containing Cocaine

- 39% of samples tested contained cocaine.
- In CY23 Q3 (July - September) there were a total of 109 samples that contained cocaine.
- 24.4% decrease from the previous quarter (CY23 Q2)
- 13.7% increase in samples containing cocaine from same time last year (CY22 Q3)



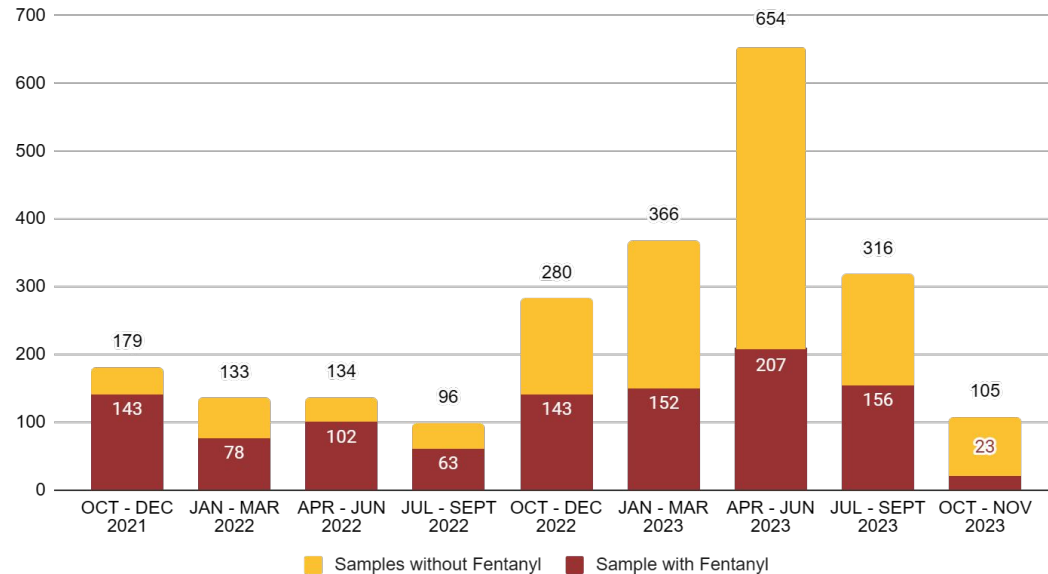
# Samples Containing Xylazine

- 33.2% of samples tested contained Xylazine.
- In CY23 Q3 (July - September) there were a total of 115 samples that contained Xylazine.
- 23.7% increase from the previous quarter (CY23 Q2)
- 19.9% decrease in samples containing xylazine from same time last year (CY22 Q3)



# Samples Containing Fentanyl & Fentanyl Analogs

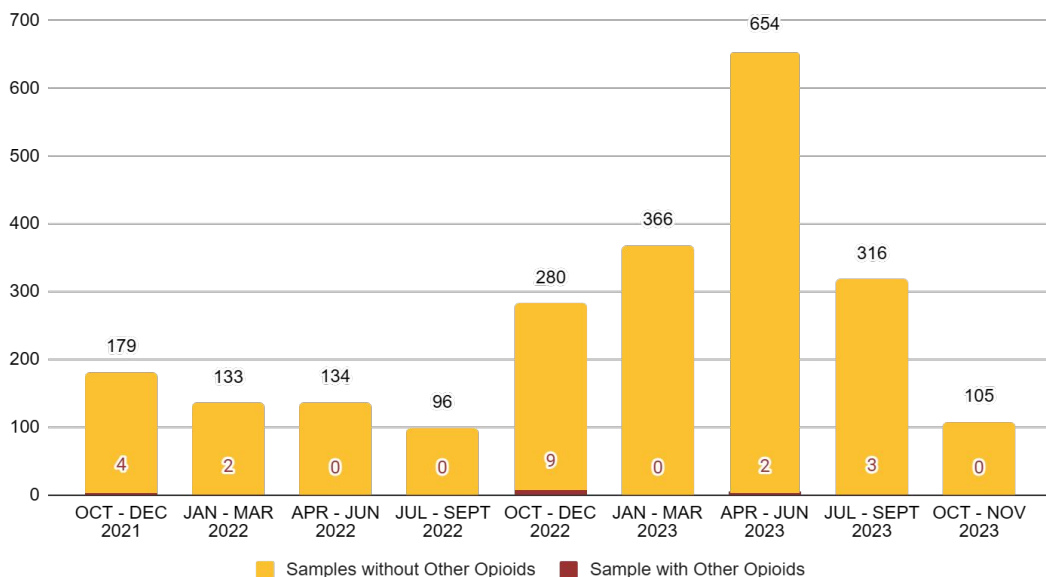
- 47.7% of samples tested contained fentanyl.
- In CY23 Q3 (July - September) there were a total of 156 samples that contained fentanyl.
- 17.7% increase from the previous quarter (CY23 Q2)
- 16.3% decrease in samples containing fent from same time last year (CY22 Q3)





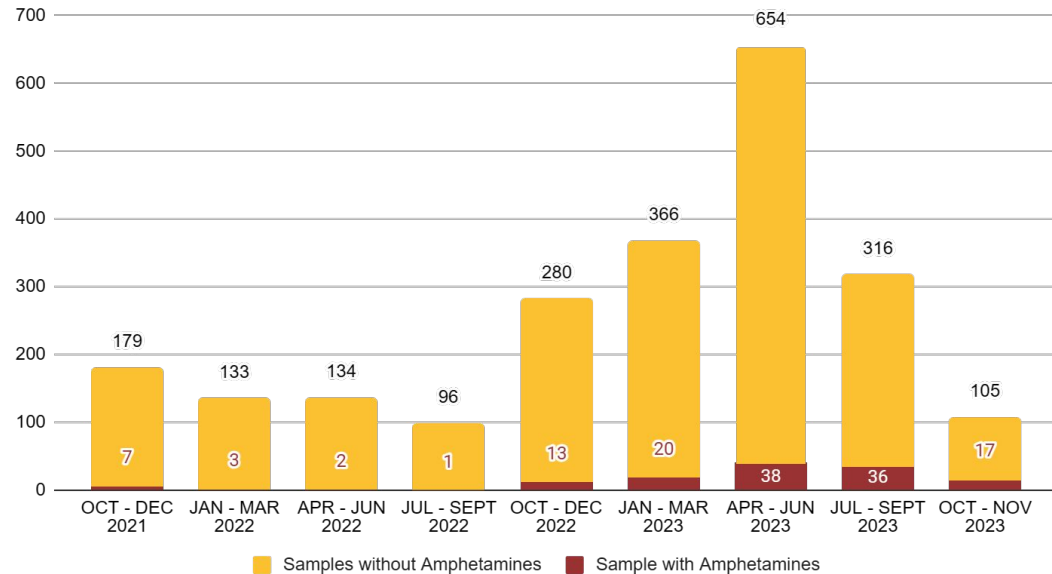
# Samples Containing Other Opioids

- 0.9% of samples tested contained other opioids.
- In CY23 Q3 (July - September) there were a total of 3 samples that contained other opioids.
- 0.6% increase from the previous quarter (CY23 Q2)



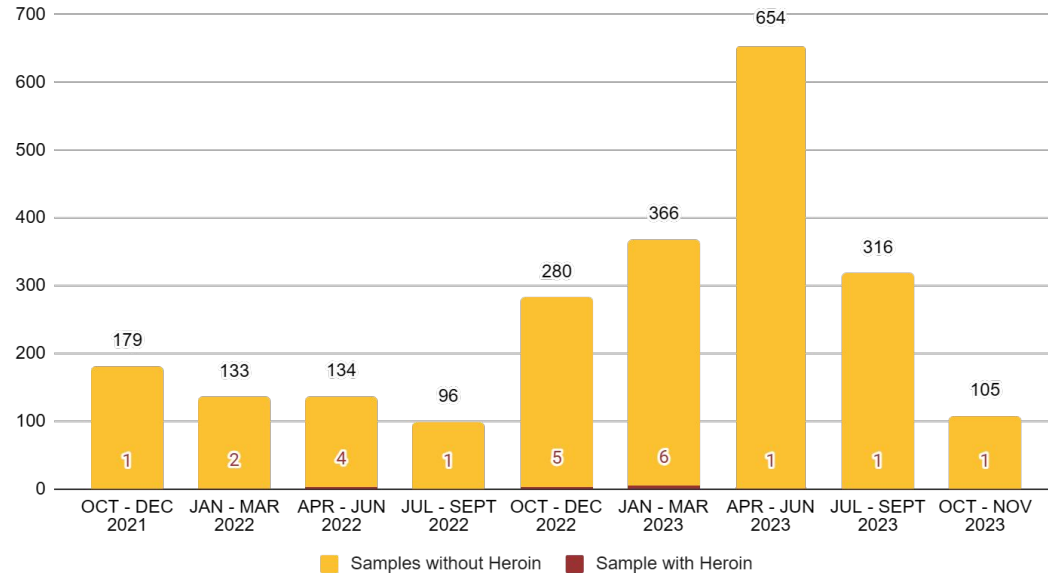
# Samples Containing Amphetamines

- 5.8% of samples tested contained amphetamines.
- In CY23 Q3 (July - September) there were a total of 36 samples that contained Amphetamines.
- 5.58% increase from the previous quarter (CY23 Q2)
- 10.4% increase in samples containing amphetamines from same time last year (CY22 Q3)



# Samples Containing Heroin & Related Compounds

- 0.9% of samples tested contained heroin.
- In CY23 Q3 (July - September) there was 1 sample that contained Heroin.
- 0.2% increase from the previous quarter (CY23 Q2)
- 0.7% decrease in samples containing Heroin from same time last year (CY22 Q3)



# Question?

---

## Contact Us

Maggie Rybak

[Margaret.rybak@maryland.gov](mailto:Margaret.rybak@maryland.gov)

Jasmine Lopes

[Jasmine.lopes@maryland.gov](mailto:Jasmine.lopes@maryland.gov)

## RAD Resources

[Website](#)

[1-Pager](#)

[MMWR](#)