



Rapid Analysis of Drugs (RAD) Update

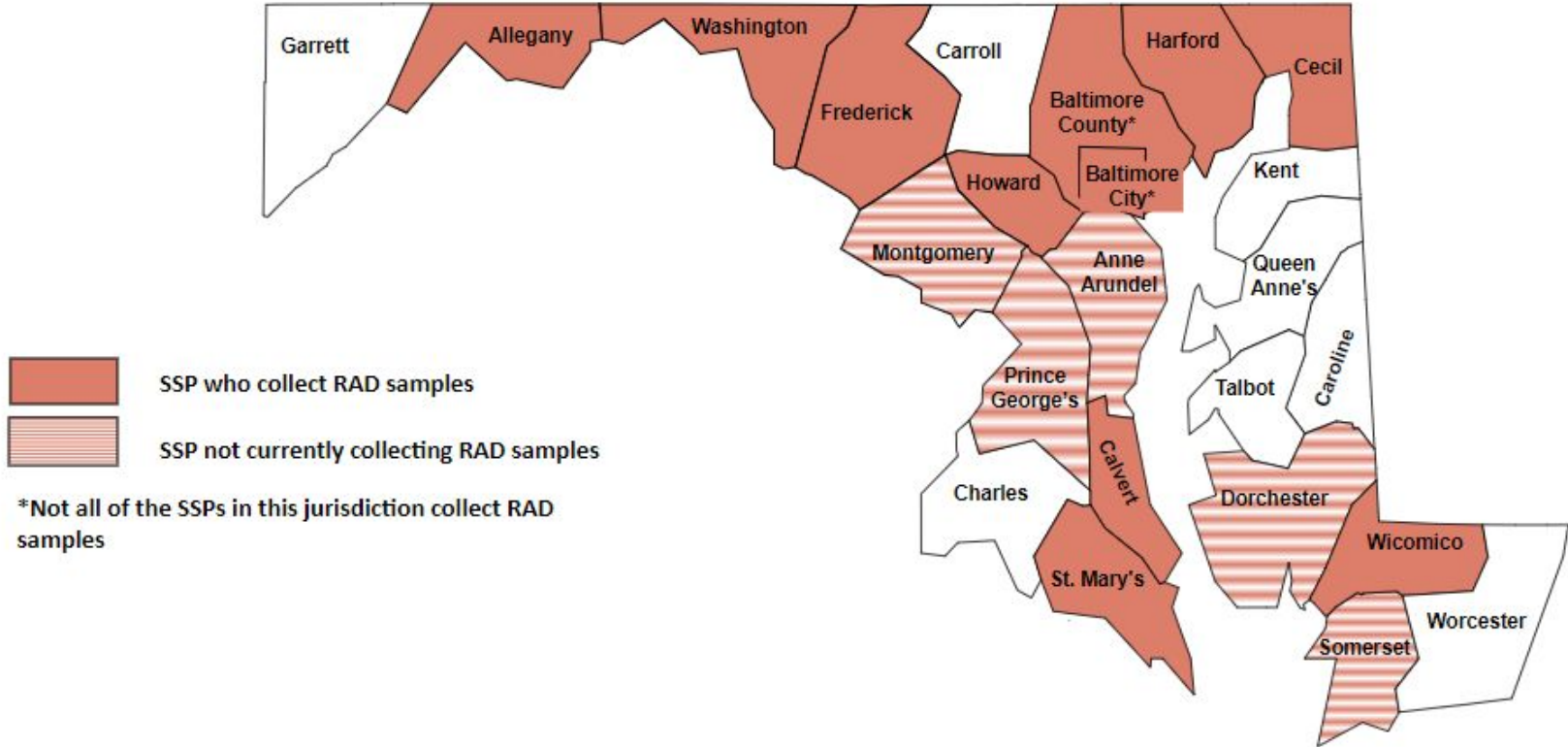
Maggie Rybak, MPH, Program Implementation Specialist

Jasmine Lopes, MPH, Epidemiologist

Center for Harm Reduction Services (CHRS)

October 25th, 2023

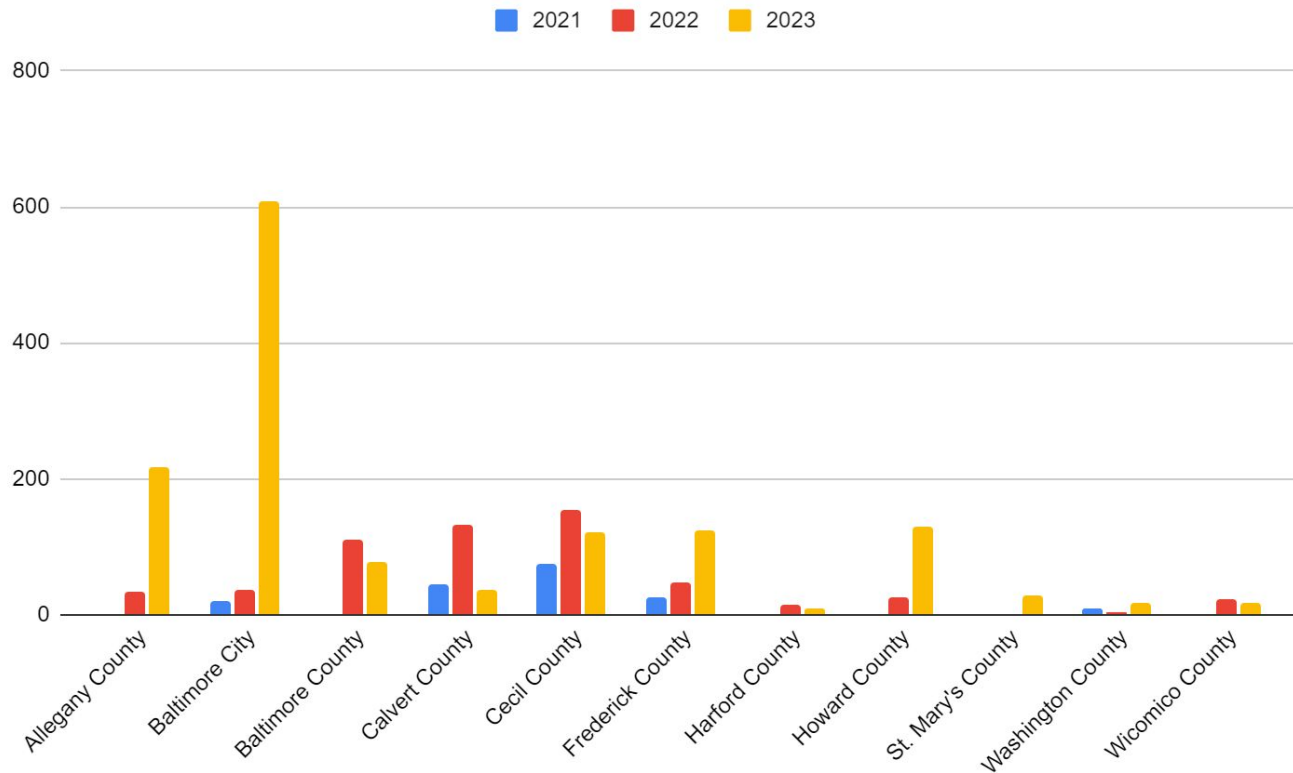
Participating Syringe Service Programs



Samples Collected

- Sample Collection began in October 2021 and is continuing
- As of 10/23/2023 2,140 samples have been tested.
- 16 of the 23 SSPs in Maryland collect samples.

RAD Sampling by Jurisdiction over Time

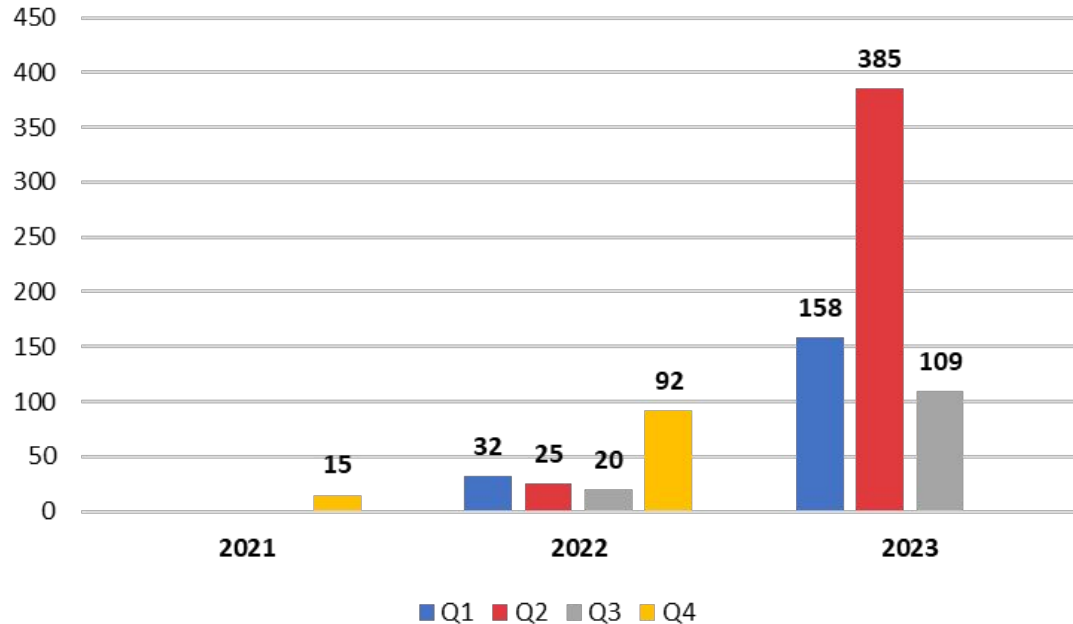


RAD Sampling by Jurisdiction, OCT 2021- OCT 2023

Jurisdiction	Year			Jurisdiction Totals
	2021	2022	2023	
Allegany County		34	218	252
Baltimore City	19	36	608	663
Baltimore County		110	77	187
Calvert County	44	133	35	212
Cecil County	74	155	121	350
Frederick County	26	48	124	198
Harford County		14	10	24
Howard County		25	128	153
St. Mary's County		1	28	29
Washington County	8	4	16	28
Wicomico County	2	24	18	44
Year Totals	173	584	1383	2140

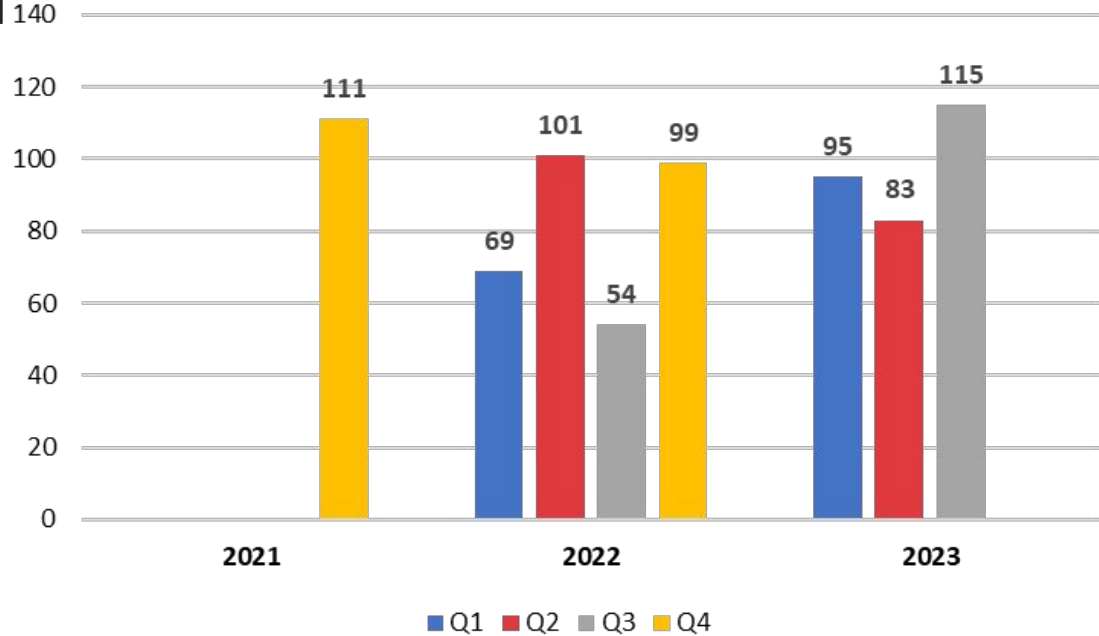
Samples Containing Cocaine & Related Compounds

- 38.8% of samples tested contained cocaine.
- In CY23 Q3 (July - September) there were a total of 385 samples that contained cocaine.
- 143.7% decrease from the previous quarter (CY23 Q2)
- 1,440% increase in samples containing cocaine from same time last year (CY22 Q3)



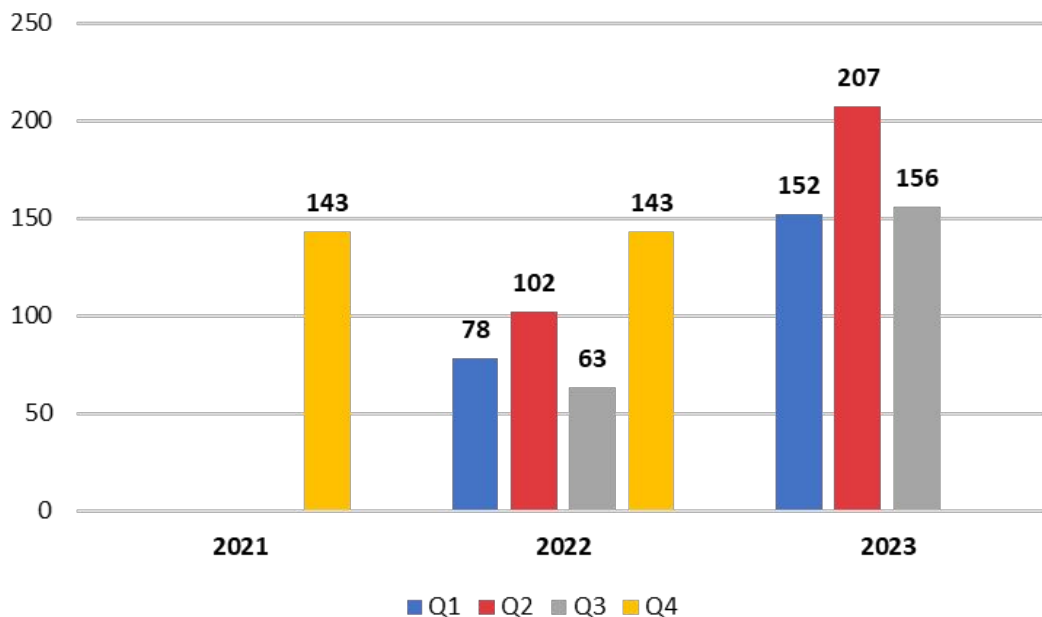
Samples Containing Xylazine

- 33.2% of samples tested contained Xylazine.
- In CY23 Q3 (July - September) there were a total of 115 samples that contained Xylazine.
- 38.6% increase from the previous quarter (CY23 Q2)
- 113% increase in samples containing xylazine from same time last year (CY22 Q3)



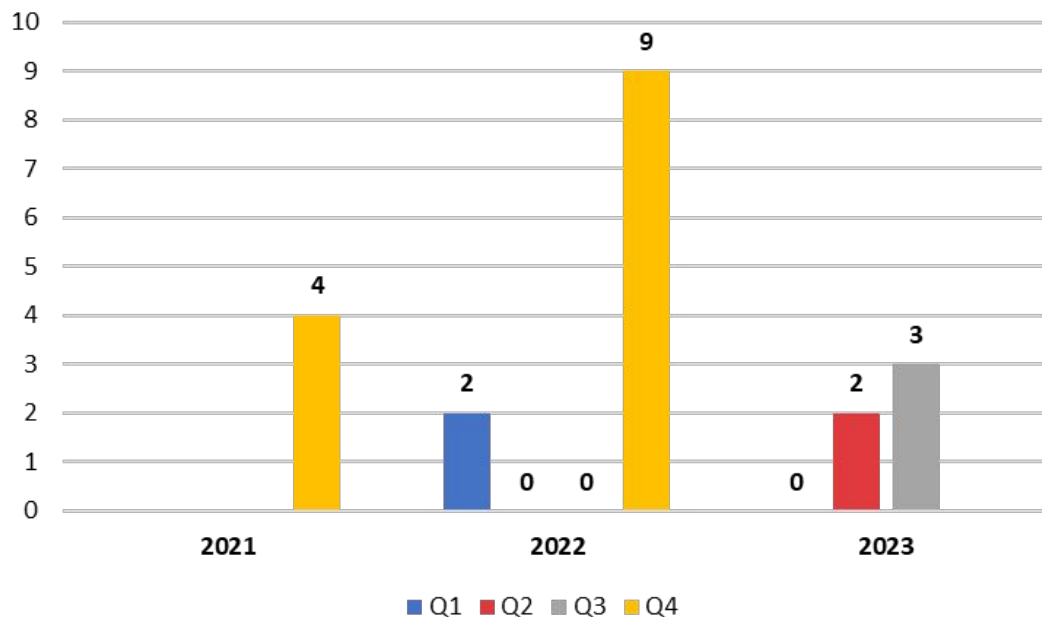
Samples Containing Fentanyl & Related Compounds

- 47.7% of samples tested contained fentanyl.
- In CY23 Q3 (July - September) there were a total of 156 samples that contained fentanyl.
- 24.6% decrease from the previous quarter (CY23 Q2)
- 147.6% increase in samples containing fent from same time last year (CY22 Q3)



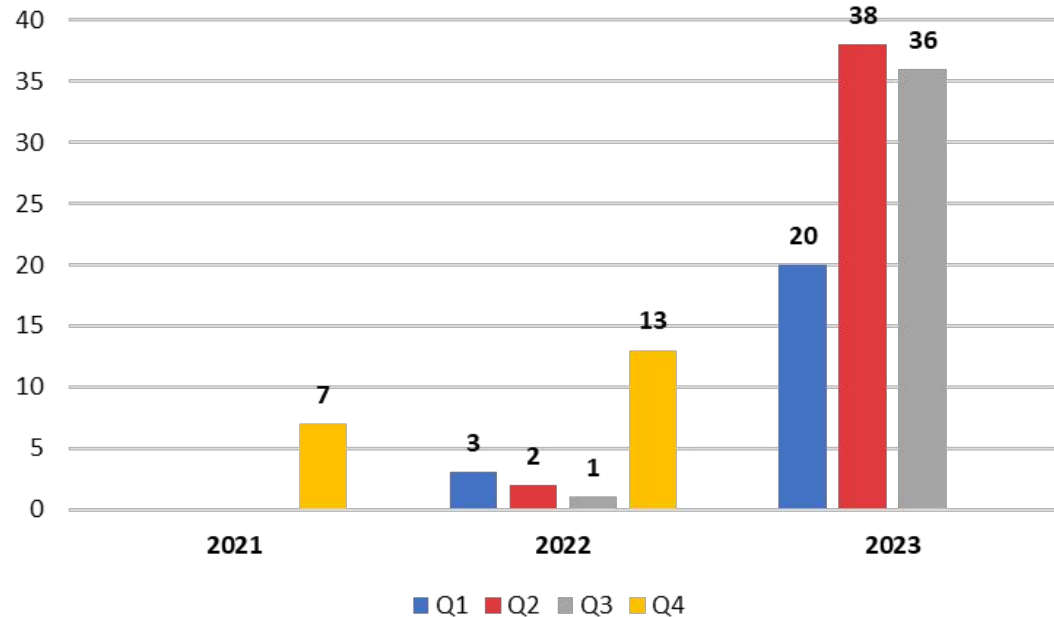
Samples Containing Other Opioids

- 0.9% of samples tested contained other opioids.
- In CY23 Q3 (July - September) there were a total of 3 samples that contained other opioids.
- 50% increase from the previous quarter (CY23 Q2)



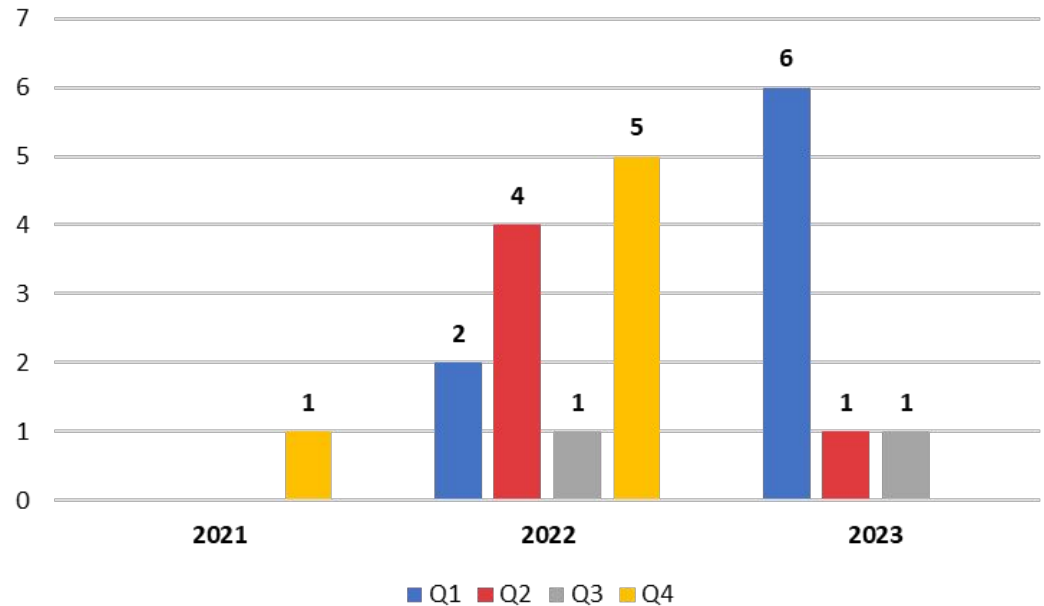
Samples Containing Amphetamines

- 5.8% of samples tested contained amphetamines.
- In CY23 Q3 (July - September) there were a total of 36 samples that contained Amphetamines.
- 5.26% decrease from the previous quarter (CY23 Q2)
- 3,500% increase in samples containing xylazine from same time last year (CY22 Q3)



Samples Containing Heroin & Semi-synthetic Opiates

- 0.9% of samples tested contained heroin.
- In CY23 Q3 (July - September) there was 1 sample that contained Heroin.



Question?

Contact Us

Maggie Rybak

Margaret.rybak@maryland.gov

Jasmine Lopes

Jasmine.lopes@maryland.gov

RAD Resources

[Website](#)

[1-Pager](#)

[MMWR](#)